消 防 予 第 305 号
令和２年９ 月16日

各都道府県消防防災主管部長
東京消防庁・各指定都市消防長　殿

消防庁予防課長
（　公 印 省 略　）

重大な消防法令違反対象物の措置状況等に係る調査結果について（通知）

「重大な消防法令違反対象物の措置状況等に係る調査について」（令和２年４月３日付け消防予第82号）により実施した「重大違反対象物の措置状況等調査表」の調査結果を別添のとおりとりまとめましたのでお知らせします。

つきましては、下記に留意し、引き続き各消防本部における重大違反対象物の早期是正の徹底を図られますようお願いします。

各都道府県消防防災主管部長におかれましては、貴都道府県内の市町村等（消防の事務を処理する一部事務組合等を含む。）に対して、この旨周知していただきますようお願いします。また、貴都道府県内の市町村等における調査結果の詳細については、必要に応じ各市町村等における事務の参考となるよう情報共有いただきますようお願いします。

記

１　重大違反対象物に対する是正指導・是正措置

(1)　重大な消防法令違反対象物に対しては、「重大な消防法令違反対象物に係る調査の結果について」（平成28年12月28日付け消防予第391号。以下「391号通知」という。）を参考に、引き続き、是正指導を行うとともに、時機を逸することなく必要な是正措置を講じられたいこと。

＜391 号通知のポイント＞

(1) 履行期限・改修計画日が到来したにもかかわらず、未是正となっている重大違反対象物については、警告・命令等の上位措置に速やかに移行されたいこと。また、違反処理を一定期間留保する場合には、当該留保の理由を明確にされたいこと。

(2) 履行期限・改修計画日は、立入検査標準マニュアル「９　報告内容の指導」を参考とし、適切に設定されたいこと。

なお、履行期限については、社会通念上可能と認められる最短の期限を定めることが適当であり、履行期限・改修計画日を著しく長期間に設定する場合は、極めて特殊な事例に限定されることから、その理由を明確にするとともに、履行・改修までの間、適切な安全担保措置を講じることが必要と考えられること。

(2)　「重大な消防法令違反対象物の措置状況等に係る調査結果について」（令和元年７月23日付け消防予第94号）により示した昨年度調査結果と比較して、違反覚知

から３年以上経過している特定用途の重大違反対象物は半減しているものの、未だ多数存在していることを踏まえ、引き続き、特に違反覚知から10年以上経過しているものについては、違反処理への移行を前提とした立入検査を実施されたいこと（別紙１－１、１－２、２－１、２－２参照。）。

また、特定用途以外の重大違反対象物は着実に減少しているものの、特定用途の重大違反対象物数と比較するとその数は約５倍となっている（別紙１－３、１－４、３－１、３－２参照。）。

今回の調査結果から、管轄人口20万人以上の消防本部については、特定用途以外の重大違反対象物数についても各消防本部にフィードバックを行っているが、特定用途以外の重大違反対象物が多数存在する消防本部の是正指導にあたっては、以下の例を参考に重点対象物と位置付けて地域の実情に応じて計画的に実施されたい。

【是正指導における特定用途以外の重点対象物位置付けの例】

消防法第８条の規程により防火管理が該当となるもののうち以下に掲げるもの。

ⅰ 違反の覚知から10年以上が経過しているもの

ⅱ 重大違反となる消防用設備等のうち、いずれかに違反が認められる共同住宅（木造で、かつ、２階建て以上のもの）

ⅲ 重大違反となる消防用設備等のうち、いずれかに違反が認められる工場や倉庫

ⅳ 自動火災報知設備の違反が認められる文化財建造物や復元建造物等（各地方公共団体の条例に基づいて指定された文化財（建造物）等を含む。）

ⅴ 重大違反となる消防用設備等のうちいずれかに違反が認められるもので、従業者以外の多数の者の利用が見込まれる公共的な施設（役所庁舎、駅、空港、図書館、博物館、美術館、学校、社寺等）

２　今後の調査予定

重大な消防法令違反対象物の措置状況等に係る次回の調査については、令和３年３月31日時点として行う予定であり別途通知する。

３　その他

(1)　管轄人口20万人未満の消防本部管内における特定用途以外の重大違反対象物数の各消防本部のフィードバックについては、「重大な消防法令違反対象物の措置状況等に係る調査結果について」（平成29年８月９日付け消防予第239号）の別添２に示すとおり、令和４年度から予定していること。

(2)　過去の調査結果は、消防庁ホームページ（https://www.fdma.go.jp/）に掲載しており、本調査結果についても同様に掲載する予定であること。

(3)　違反是正において疑義等が生じた際は、必要に応じて弁護士事業（令和２年３月30日付け消防予第74号通知参照）や違反是正支援アドバイザー制度（令和２年５月22日付け消防予第137号通知参照）を積極的に活用されたいこと。

なお、個別具体的な重大違反対象物に対する違反処理のため、違反是正支援アドバイザー派遣の要請を検討する場合は、消防庁予防課まで相談されたいこと。

消防庁予防課　企画調整・制度・防災管理係
七條違反処理対策官、木村係長、岡﨑総務事務官
電　話　　：03-5253-7523　FAX：03-5253-7533
電子メール：m5.okazaki@soumu.go.jp

別添

目　次

別紙 1-1　重大な消防法令違反対象物に係る実態等の調査結果について（概要）・・・・・　1
（特定防火対象物／防火対象物別）

別紙 1-2　重大な消防法令違反対象物に係る実態等の調査結果について（概要）・・・・・　2
（特定防火対象物／消防用設備等別）

別紙 1-3　重大な消防法令違反対象物に係る実態等の調査結果について（概要）・・・・・　3
（非特定防火対象物／防火対象物別）

別紙 1-4　重大な消防法令違反対象物に係る実態等の調査結果について（概要）・・・・・　4
（非特定防火対象物／消防用設備等別）

別紙 2-1　重大違反対象物の状況（特定防火対象物／防火対象物別）・・・・・・・・・・・・・・・・　5

別紙 2-2　重大違反対象物の状況（特定防火対象物／消防用設備等別）・・・・・・・・・・・・・・ 31

別紙 3-1　重大違反対象物の状況（非特定防火対象物／防火対象物別）・・・・・・・・・・・・・・ 98

別紙 3-2　重大違反対象物の状況（非特定防火対象物／消防用設備等別）・・・・・・・・・・・・106

重大な消防法令違反対象物に係る実態等の調査結果について（概要）

重大違反対象物数（特定防火対象物／防火対象物別）

別紙１－１

＜直近3カ年の調査結果の比較＞

調査基準日	重大違反対象物数	違反覚知からの経過年数						（参考）是正指導・是正措置の状況等					
		1年未満	1年以上3年未満	3年以上5年未満	5年以上10年未満	10年以上	不明	是正指導・是正措置中の対象物数	警告前段の行政指導実施中の対象物数	改修期限を定めている対象物数	警告対象物数	命令対象物数	告発対象物数
	A(A/A)	B(B/A)	C(C/A)	D(D/A)	E(E/A)	F(F/A)	G(G/A)	H(H/A)	I(I/H)	J(J/I)	K(K/A)	L(L/A)	L(L/A)
今回調査（R2.3.31時点）	3,112 (100.0%)	1,207 (38.8%)	1,000 (32.1%)	181 (5.8%)	214 (6.9%)	507 (16.3%)	3 (0.1%)	3,112 (100.0%)	2,615 (84.0%)	2,022 (77.3%)	381 (12.2%)	111 (3.6%)	5 (0.2%)
前回調査（H31.3.31時点）	4,823 (100.0%)	2,337 (48.5%)	781 (16.2%)	296 (6.1%)	393 (8.1%)	1,002 (20.8%)	14 (0.3%)	4,823 (100.0%)	4,307 (89.3%)	3,660 (85.0%)	403 (8.4%)	109 (2.3%)	4 (0.1%)
前々回調査（H30.3.31時点）	5,035 (100.0%)	1,335 (26.5%)	870 (17.3%)	410 (8.1%)	739 (14.7%)	1,669 (33.1%)	12 (0.2%)	5,035 (100.0%)	4,597 (91.3%)	3,977 (86.5%)	362 (7.2%)	75 (1.5%)	1 (0.0%)

＜覚知から10年以上の措置状況＞

調査基準日	重大違反対象物数	違反覚知から10年以上の対象物数（不明含む）	是正指導・是正措置中の対象物数	警告前段の行政指導実施中の対象物数	違反調査実施対象物数	違反調査予定日を定めている数	警告対象物数	命令・告発対象物数
	A(A/A)	B(B/A)	C(C/B)	D(D/C)	E(E/D)	F(F/C)	G(G/C)	H(H/C)
今回調査（R2.3.31時点）	3,112 (100.0%)	510 (16.4%)	510 (100.0%)	397 (77.8%)	36 (9.1%)	296 (58.0%)	73 (14.3%)	40 (7.8%)
前回調査（H31.3.31時点）	4,823 (100.0%)	1,016 (21.1%)	1,016 (100.0%)	885 (87.1%)	101 (11.4%)	620 (61.0%)	96 (9.4%)	35 (3.4%)
前々回調査（H30.3.31時点）	5,035 (100.0%)	1,681 (33.1%)	1,681 (100.0%)	1,540 (91.6%)	117 (7.6%)	1,266 (75.3%)	108 (6.4%)	33 (2.0%)

＜前々回及び前回調査結果との比較＞

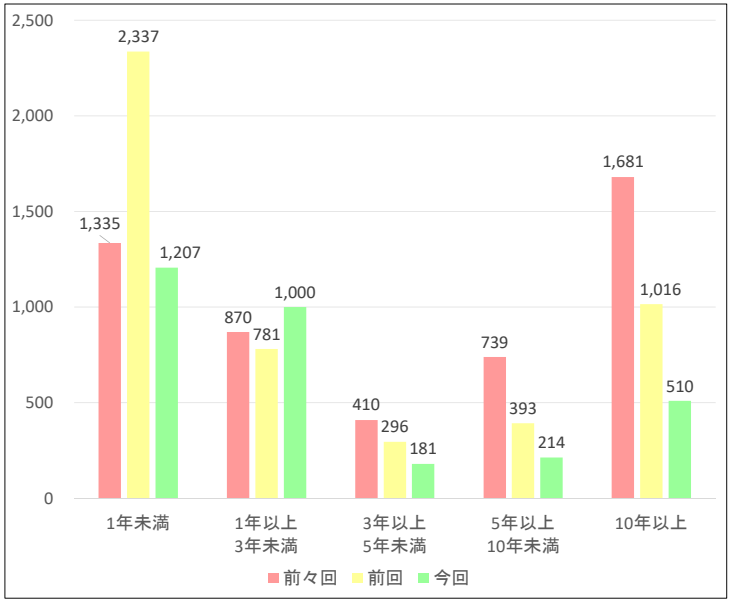

重大な消防法令違反対象物に係る実態等の調査結果について（概要）

重大違反対象物数（特定防火対象物／消防用設備等別）

別紙１－２

設備	調査基準日	義務対象物数	重大違反対象物数	違反覚知からの経過年数						重大違反率（%）	（参考）是正指導・是正措置の状況				
				1年未満	1年以上3年未満	3年以上5年未満	5年以上10年未満	10年以上	不明		是正指導・是正措置中の対象物数	警告前段の行政指導実施中の対象物数	改修期限を定めている対象物数	警告対象物数	命令・告発対象物数
		A	B(B/B)	C(C/B)	D(D/B)	E(E/B)	F(F/B)	G(G/B)	H(H/B)	I(B/A)	J(J/B)	K(K/J)	L(L/K)	M(M/B)	N(N/B)
内栓	今回調査（R2.3.31時点）	95,019	622 (100.0%)	232 (37.3%)	151 (24.3%)	65 (10.5%)	65 (10.5%)	108 (17.4%)	1 (0.2%)	0.65%	622 (100.0%)	467 (75.1%)	359 (76.9%)	116 (18.6%)	39 (6.3%)
	前回調査（H31.3.31時点）	94,628	849 (100.0%)	290 (34.2%)	190 (22.4%)	77 (9.1%)	90 (10.6%)	201 (23.7%)	1 (0.1%)	0.90%	849 (100.0%)	729 (85.9%)	622 (85.3%)	94 (11.1%)	26 (3.1%)
	前々回調査（H30.3.31時点）	93,482	1,061 (100.0%)	283 (26.7%)	210 (19.8%)	104 (9.8%)	154 (14.5%)	310 (29.2%)	0 (0.0%)	1.13%	1,061 (100.0%)	944 (89.0%)	801 (84.9%)	98 (9.2%)	19 (1.8%)
SP	今回調査（R2.3.31時点）	96,689	125 (100.0%)	50 (40.0%)	42 (33.6%)	14 (11.2%)	8 (6.4%)	11 (8.8%)	0 (0.0%)	0.13%	125 (100.0%)	84 (67.2%)	60 (71.4%)	29 (23.2%)	12 (9.6%)
	前回調査（H31.3.31時点）	92,235	185 (100.0%)	115 (62.2%)	25 (13.5%)	22 (11.9%)	12 (6.5%)	10 (5.4%)	1 (0.5%)	0.20%	185 (100.0%)	125 (67.6%)	113 (90.4%)	47 (25.4%)	13 (7.0%)
	前々回調査（H30.3.31時点）	87,052	147 (100.0%)	57 (38.8%)	34 (23.1%)	22 (15.0%)	21 (14.3%)	13 (8.8%)	0 (0.0%)	0.17%	147 (100.0%)	127 (86.4%)	118 (92.9%)	19 (12.9%)	1 (0.7%)
自火報	今回調査（R2.3.31時点）	673,493	2,599 (100.0%)	987 (38.0%)	876 (33.7%)	130 (5.0%)	163 (6.3%)	441 (17.0%)	2 (0.1%)	0.39%	2,599 (100.0%)	2,225 (85.6%)	1,726 (77.6%)	287 (11.0%)	87 (3.3%)
	前回調査（H31.3.31時点）	658,676	4,238 (100.0%)	2,129 (50.2%)	644 (15.2%)	229 (5.4%)	327 (7.7%)	896 (21.1%)	13 (0.3%)	0.64%	4,238 (100.0%)	3,821 (90.2%)	3,254 (85.2%)	325 (7.7%)	92 (2.2%)
	前々回調査（H30.3.31時点）	629,633	4,119 (100.0%)	1,087 (26.4%)	682 (16.6%)	319 (7.7%)	604 (14.7%)	1,414 (34.3%)	13 (0.3%)	0.65%	4,119 (100.0%)	3,760 (91.3%)	3,251 (86.5%)	290 (7.0%)	69 (1.7%)

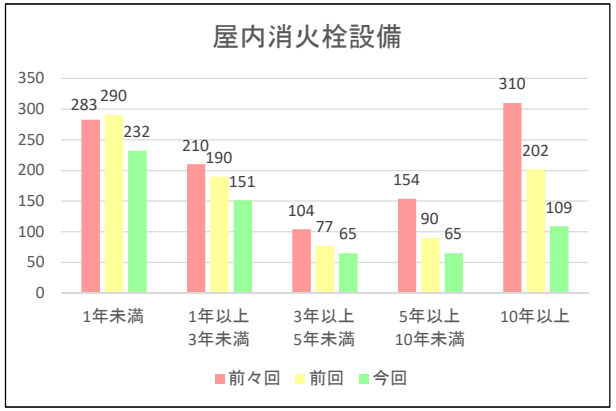

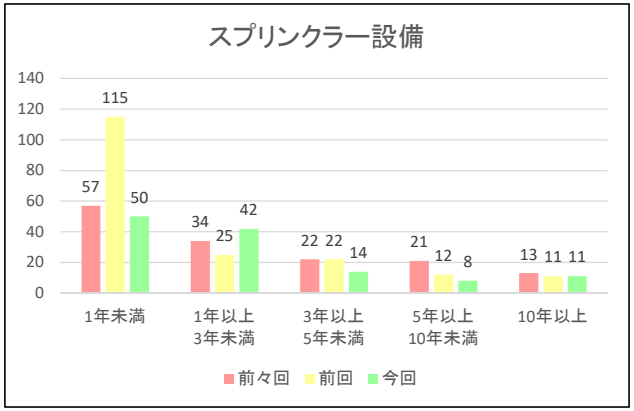

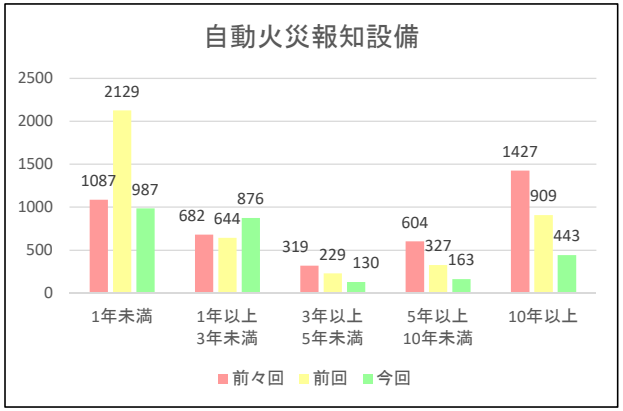

重大な消防法令違反対象物に係る実態等の調査結果について（概要）

重大違反対象物数（非特定防火対象物／防火対象物別）

別紙1－3

＜直近3カ年の調査結果の比較＞

調査基準日	重大違反対象物数	違反覚知からの経過年数						（参考）是正指導・是正措置の状況等					
		1年未満	1年以上3年未満	3年以上5年未満	5年以上10年未満	10年以上	不明	是正指導・是正措置中の対象物数	警告前段の行政指導実施中の対象物数	改修期限を定めている対象物数	警告対象物数	命令対象物数	告発対象物数
	A(A/A)	B(B/A)	C(C/A)	D(D/A)	E(E/A)	F(F/A)	G(G/A)	H(H/A)	I(I/H)	J(J/I)	K(K/A)	L(L/A)	L(L/A)
今回調査（R2.3.31時点）	15,506	2,008	2,118	1,651	2,261	7,430	38	15,506	14,964	11,444	463	77	2
	(100.0%)	(12.9%)	(13.7%)	(10.6%)	(14.6%)	(47.9%)	(0.2%)	(100.0%)	(96.5%)	(76.5%)	(3.0%)	(0.5%)	(0.0%)
前回調査（H31.3.31時点）	17,290	1,963	2,318	1,748	2,461	8,650	150	17,290	16,865	12,291	381	43	1
	(100.0%)	(11.4%)	(13.4%)	(10.1%)	(14.2%)	(50.0%)	(0.9%)	(100.0%)	(97.5%)	(72.9%)	(2.2%)	(0.2%)	(0.0%)
前々回調査（H30.3.31時点）	19,391	1,892	2,636	1,871	2,882	9,963	147	1,939	18,954	13,932	356	19	0
	(100.0%)	(9.8%)	(13.6%)	(9.6%)	(14.9%)	(51.4%)	(0.8%)	(100.0%)	(97.7%)	(73.5%)	(1.8%)	(0.1%)	(0.0%)

＜覚知から10年以上の措置状況＞

調査基準日	重大違反対象物数	違反覚知から10年以上の対象物数（不明含む）	是正指導・是正措置中の対象物数	警告前段の行政指導実施中の対象物数	違反調査実施対象物数	違反調査予定日を定めている数	警告対象物数	命令・告発対象物数
	A(A/A)	B(B/A)	C(C/B)	D(D/C)	E(E/D)	F(F/C)	G(G/C)	H(H/C)
今回調査（R2.3.31時点）	15,506	7,469	7,469	7,136	66	500	237	42
	(100.0%)	(47.8%)	(100.0%)	(96.2%)	(0.9%)	(6.7%)	(3.2%)	(0.6%)
前回調査（H31.3.31時点）	17,290	8,800	8,800	8,564	118	686	215	21
	(100.0%)	(50.9%)	(100.0%)	(97.3%)	(1.4%)	(7.8%)	(2.4%)	(0.2%)
前々回調査（H30.3.31時点）	19,391	10,110	10,110	9,879	48	1,520	203	8
	(100.0%)	(52.1%)	(100.0%)	(97.7%)	(0.5%)	(15.0%)	(2.0%)	(0.1%)

＜前々回及び前回調査結果との比較＞

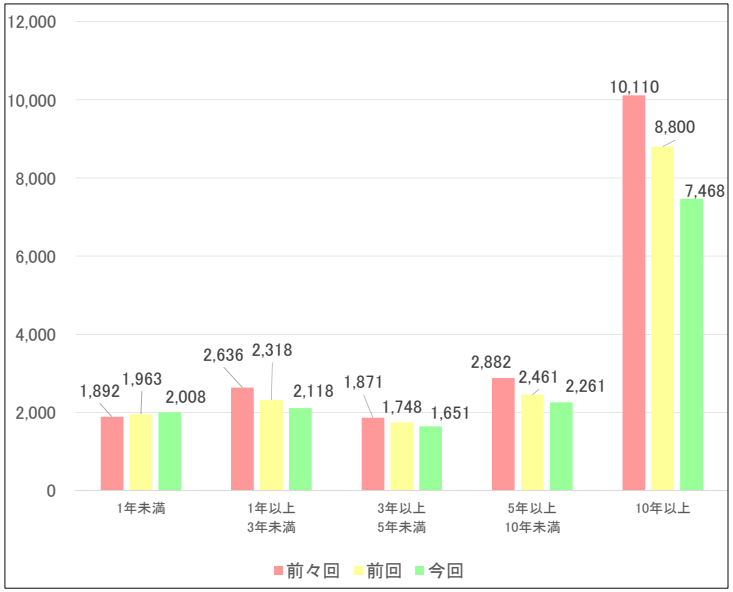

重大な消防法令違反対象物に係る実態等の調査結果について（概要）

重大違反対象物数（非特定防火対象物／消防用設備等別）

別紙１－４

設備	調査基準日	義務対象物数	重大違反対象物数	違反覚知からの経過年数						重大違反率（%）	（参考）是正指導・是正措置の状況				
				1年未満	1年以上3年未満	3年以上5年未満	5年以上10年未満	10年以上	不明		是正指導・是正措置中の対象物数	警告前段の行政指導実施中の対象物数	改修期限を定めている対象物数	警告対象物数	命令・告発対象物数
		A	B(B/B)	C(C/B)	D(D/B)	E(E/B)	F(F/B)	G(G/B)	H(H/B)	I(B/A)	J(J/B)	K(K/J)	L(L/K)	M(M/B)	N(N/B)
内栓	今回調査（R2.3.31時点）	387,613	9,800 (100.0%)	1,424 (14.5%)	1,418 (14.5%)	1,039 (10.6%)	1,428 (14.6%)	4,469 (45.6%)	22 (0.2%)	2.53%	9,800 (100.0%)	9,386 (95.8%)	7,245 (77.2%)	350 (77.2%)	64 (0.7%)
	前回調査（H31.3.31時点）	383,358	10,575 (100.0%)	1,239 (11.7%)	1,527 (14.4%)	1,060 (10.0%)	1,536 (14.5%)	5,152 (48.7%)	61 (0.6%)	2.76%	10,575 (100.0%)	10,255 (97.0%)	7,524 (73.4%)	282 (2.7%)	38 (0.4%)
	前々回調査（H30.3.31時点）	353,158	11,969 (100.0%)	1,266 (10.6%)	1,678 (14.0%)	1,159 (9.7%)	1,845 (15.4%)	5,975 (49.9%)	46 (0.4%)	3.39%	11,969 (100.0%)	11,675 (97.5%)	8,719 (74.7%)	267 (2.2%)	13 (0.1%)
SP	今回調査（R2.3.31時点）	28,309	45 (100.0%)	9 (20.0%)	13 (28.9%)	2 (4.4%)	5 (11.1%)	16 (35.6%)	0 (0.0%)	0.16%	45 (100%)	42 (93.3%)	25 (59.5%)	0 (0.0%)	3 (6.7%)
	前回調査（H31.3.31時点）	28,066	42 (100.0%)	14 (33.3%)	5 (11.9%)	5 (11.9%)	2 (4.8%)	16 (38.1%)	0 (0.0%)	0.15%	42 (100.0%)	38 (90.5%)	14 (36.8%)	4 (9.5%)	0 (0.0%)
	前々回調査（H30.3.31時点）	27,363	33 (100.0%)	5 (15.2%)	6 (18.2%)	5 (15.2%)	1 (3.0%)	16 (48.5%)	0 (0.0%)	0.12%	33 (100.0%)	31 (93.9%)	9 (29.0%)	2 (6.1%)	0 (0.0%)
自火報	今回調査（R2.3.31時点）	1,242,168	10,654 (100.0%)	1,224 (11.5%)	1,389 (13.0%)	1,158 (10.9%)	1,568 (14.7%)	5,291 (49.7%)	24 (0.2%)	0.86%	10,654 (100.0%)	10,303 (96.7%)	7,893 (76.6%)	291 (2.7%)	60 (0.6%)
	前回調査（H31.3.31時点）	1,226,839	11,738 (100.0%)	1,261 (10.7%)	1,475 (12.6%)	1,197 (10.2%)	1,590 (13.5%)	6,100 (52.0%)	115 (1.0%)	0.96%	11,738 (100.0%)	11,453 (97.6%)	8,418 (73.5%)	249 (2.1%)	36 (0.3%)
	前々回調査（H30.3.31時点）	1,202,969	13,533 (100.0%)	1,188 (8.6%)	1,823 (13.5%)	1,298 (9.6%)	1,898 (14.0%)	7,208 (53.3%)	118 (0.9%)	1.12%	13,533 (100.0%)	13,235 (97.8%)	9,805 (74.1%)	237 (1.8%)	13 (0.1%)

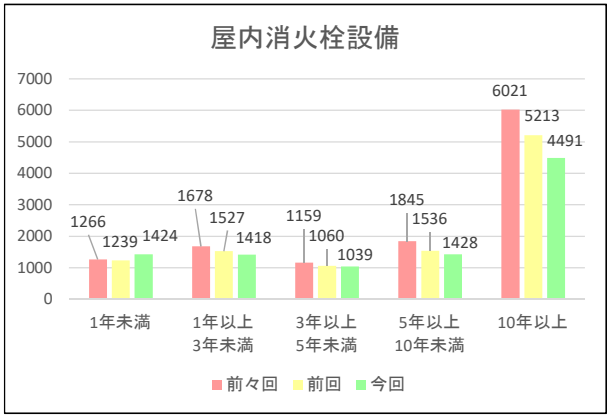

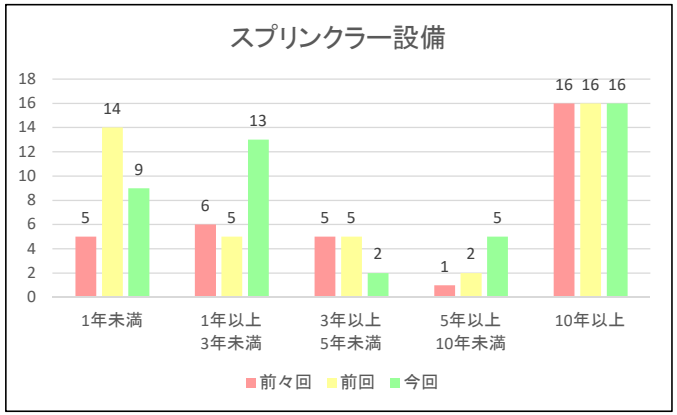

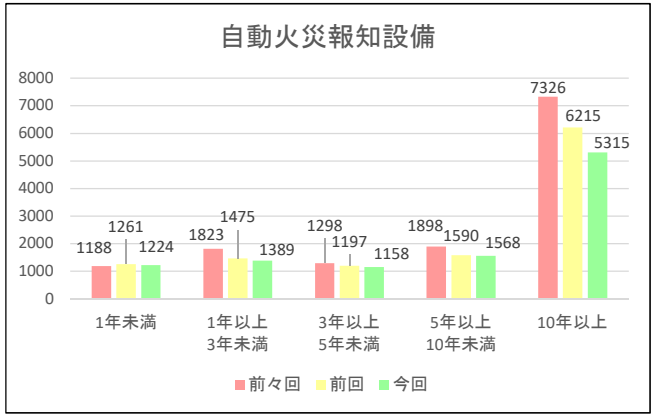

重大違反対象物※1の状況※2（特定防火対象物※3・防火対象物別）

都道府県名	消防本部名	重大違反対象物数※4	違反覚知からの経過年数 ※5						（参考）是正指導・是正措置の状況等						（参考）重大違反対象物の是正状況等					
			1年未満	1年以上3年未満	3年以上5年未満	5年以上10年未満	10年以上	不明※8	是正指導・是正措置中の対象物数	警告前段の行政指導実施中の対象物数	改修期限を定めている対象物数	警告対象物数	命令対象物数	告発対象物数	新規※6	是正	継続	前回調査※7	是正	継続
		A(O+R)	B(B/A)	C(C/A)	D(D/A)	E(E/A)	F(F/A)	G(G/A)	H(H/A)	I(I/H)	J(J/I)	K(K/A)	L(L/A)	M(M/A)	N(O+P)	O(O/N)	P(P/N)	Q(R+S)	R(R/Q)	S(S/Q)
北海道		116 (100.0%)	33 (28.4%)	20 (17.2%)	8 (6.9%)	16 (13.8%)	39 (33.6%)	0 (0.0%)	116 (100.0%)	98 (84.5%)	72 (73.5%)	15 (12.9%)	2 (1.7%)	1 (0.9%)	52 (100.0%)	19 (36.5%)	33 (63.5%)	198 (100.0%)	115 (58.1%)	83 (41.9%)
	札幌市消防局	15 (100.0%)	10 (66.7%)	4 (26.7%)	1 (6.7%)	0 (0.0%)	0 (0.0%)	0 (0.0%)	15 (100.0%)	11 (73.3%)	11 (73.3%)	3 (20.0%)	0 (0.0%)	1 (6.7%)	16 (100.0%)	6 (37.5%)	10 (62.5%)	33 (100.0%)	28 (84.8%)	5 (15.2%)
	江別市消防本部	0 –	0 –	0 –	0 –	0 –	0 –	0 –	0 –	0 –	0 –	0 –	0 –	0 –	1 (100.0%)	1 (100.0%)	0 (0.0%)	0 –	0 –	0 –
	千歳市消防本部	5 (100.0%)	0 (0.0%)	0 (0.0%)	0 (0.0%)	0 (0.0%)	5 (100.0%)	0 (0.0%)	5 (100.0%)	5 (100.0%)	0 (0.0%)	0 (0.0%)	0 (0.0%)	0 (0.0%)	0 –	0 –	0 –	9 (100.0%)	4 (44.4%)	5 (55.6%)
	恵庭市消防本部	0 –	0 –	0 –	0 –	0 –	0 –	0 –	0 –	0 –	0 –	0 –	0 –	0 –	0 –	0 –	0 –	0 –	0 –	0 –
	北広島市消防本部	0 –	0 –	0 –	0 –	0 –	0 –	0 –	0 –	0 –	0 –	0 –	0 –	0 –	0 –	0 –	0 –	0 –	0 –	0 –
	石狩北部地区消防事務組合消防本部	0 –	0 –	0 –	0 –	0 –	0 –	0 –	0 –	0 –	0 –	0 –	0 –	0 –	0 –	0 –	0 –	3 (100.0%)	3 (100.0%)	0 (0.0%)
	函館市消防本部	0 –	0 –	0 –	0 –	0 –	0 –	0 –	0 –	0 –	0 –	0 –	0 –	0 –	2 (100.0%)	2 (100.0%)	0 (0.0%)	0 –	0 –	0 –
	長万部町消防本部	0 –	0 –	0 –	0 –	0 –	0 –	0 –	0 –	0 –	0 –	0 –	0 –	0 –	0 –	0 –	0 –	0 –	0 –	0 –
	森町消防本部	1 (100.0%)	1 (100.0%)	0 (0.0%)	0 (0.0%)	0 (0.0%)	0 (0.0%)	0 (0.0%)	1 (100.0%)	1 (100.0%)	1 (100.0%)	0 (0.0%)	0 (0.0%)	0 (0.0%)	1 (100.0%)	0 (0.0%)	1 (100.0%)	0 –	0 –	0 –
	八雲町消防本部	4 (100.0%)	0 (0.0%)	0 (0.0%)	1 (25.0%)	0 (0.0%)	3 (75.0%)	0 (0.0%)	4 (100.0%)	4 (100.0%)	4 (100.0%)	0 (0.0%)	0 (0.0%)	0 (0.0%)	0 –	0 –	0 –	5 (100.0%)	1 (20.0%)	4 (80.0%)
	南渡島消防事務組合消防本部	0 –	0 –	0 –	0 –	0 –	0 –	0 –	0 –	0 –	0 –	0 –	0 –	0 –	0 –	0 –	0 –	0 –	0 –	0 –
	渡島西部広域事務組合消防本部	0 –	0 –	0 –	0 –	0 –	0 –	0 –	0 –	0 –	0 –	0 –	0 –	0 –	0 –	0 –	0 –	1 (100.0%)	1 (100.0%)	0 (0.0%)
	檜山広域行政組合消防本部	5 (100.0%)	0 (0.0%)	4 (80.0%)	0 (0.0%)	0 (0.0%)	1 (20.0%)	0 (0.0%)	5 (100.0%)	5 (100.0%)	2 (40.0%)	0 (0.0%)	0 (0.0%)	0 (0.0%)	0 –	0 –	0 –	8 (100.0%)	3 (37.5%)	5 (62.5%)
	小樽市消防本部	8 (100.0%)	8 (100.0%)	0 (0.0%)	0 (0.0%)	0 (0.0%)	0 (0.0%)	0 (0.0%)	8 (100.0%)	8 (100.0%)	8 (100.0%)	0 (0.0%)	0 (0.0%)	0 (0.0%)	10 (100.0%)	2 (20.0%)	8 (80.0%)	2 (100.0%)	2 (100.0%)	0 (0.0%)
	岩内・寿都地方消防組合消防本部	0 –	0 –	0 –	0 –	0 –	0 –	0 –	0 –	0 –	0 –	0 –	0 –	0 –	0 –	0 –	0 –	0 –	0 –	0 –
	羊蹄山ろく消防組合消防本部	0 –	0 –	0 –	0 –	0 –	0 –	0 –	0 –	0 –	0 –	0 –	0 –	0 –	0 –	0 –	0 –	0 –	0 –	0 –
	北後志消防組合消防本部	0 –	0 –	0 –	0 –	0 –	0 –	0 –	0 –	0 –	0 –	0 –	0 –	0 –	0 –	0 –	0 –	0 –	0 –	0 –
	夕張市消防本部	0 –	0 –	0 –	0 –	0 –	0 –	0 –	0 –	0 –	0 –	0 –	0 –	0 –	0 –	0 –	0 –	0 –	0 –	0 –
	美唄市消防本部	3 (100.0%)	0 (0.0%)	0 (0.0%)	0 (0.0%)	2 (66.7%)	1 (33.3%)	0 (0.0%)	3 (100.0%)	3 (100.0%)	3 (100.0%)	0 (0.0%)	0 (0.0%)	0 (0.0%)	0 –	0 –	0 –	3 (100.0%)	0 (0.0%)	3 (100.0%)
	歌志内市消防本部	0 –	0 –	0 –	0 –	0 –	0 –	0 –	0 –	0 –	0 –	0 –	0 –	0 –	0 –	0 –	0 –	0 –	0 –	0 –
	三笠市消防本部	0 –	0 –	0 –	0 –	0 –	0 –	0 –	0 –	0 –	0 –	0 –	0 –	0 –	0 –	0 –	0 –	0 –	0 –	0 –
	岩見沢地区消防事務組合消防本部	12 (100.0%)	2 (16.7%)	1 (8.3%)	1 (8.3%)	5 (41.7%)	3 (25.0%)	0 (0.0%)	12 (100.0%)	5 (41.7%)	5 (41.7%)	7 (58.3%)	0 (0.0%)	0 (0.0%)	4 (100.0%)	2 (50.0%)	2 (50.0%)	26 (100.0%)	16 (61.5%)	10 (38.5%)
	砂川地区広域消防組合消防本部	0 –	0 –	0 –	0 –	0 –	0 –	0 –	0 –	0 –	0 –	0 –	0 –	0 –	0 –	0 –	0 –	0 –	0 –	0 –
	滝川地区広域消防事務組合消防本部	0 –	0 –	0 –	0 –	0 –	0 –	0 –	0 –	0 –	0 –	0 –	0 –	0 –	0 –	0 –	0 –	0 –	0 –	0 –
	深川地区消防組合消防本部	0 –	0 –	0 –	0 –	0 –	0 –	0 –	0 –	0 –	0 –	0 –	0 –	0 –	0 –	0 –	0 –	0 –	0 –	0 –
	南空知消防組合消防本部	3 (100.0%)	0 (0.0%)	1 (33.3%)	0 (0.0%)	0 (0.0%)	2 (66.7%)	0 (0.0%)	3 (100.0%)	0 (0.0%)	0 (0.0%)	2 (66.7%)	1 (33.3%)	0 (0.0%)	0 –	0 –	0 –	3 (100.0%)	0 (0.0%)	3 (100.0%)
	旭川市消防本部	2 (100.0%)	0 (0.0%)	1 (50.0%)	1 (50.0%)	0 (0.0%)	0 (0.0%)	0 (0.0%)	2 (100.0%)	1 (50.0%)	1 (50.0%)	0 (0.0%)	1 (50.0%)	0 (0.0%)	1 (100.0%)	1 (100.0%)	0 (0.0%)	3 (100.0%)	1 (33.3%)	2 (66.7%)
	上川北部消防事務組合消防本部	1 (100.0%)	1 (100.0%)	0 (0.0%)	0 (0.0%)	0 (0.0%)	0 (0.0%)	0 (0.0%)	1 (100.0%)	1 (100.0%)	1 (100.0%)	0 (0.0%)	0 (0.0%)	0 (0.0%)	2 (100.0%)	1 (50.0%)	1 (50.0%)	1 (100.0%)	1 (100.0%)	0 (0.0%)
	大雪消防組合消防本部	3 (100.0%)	1 (33.3%)	1 (33.3%)	0 (0.0%)	0 (0.0%)	1 (33.3%)	0 (0.0%)	3 (100.0%)	3 (100.0%)	3 (100.0%)	0 (0.0%)	0 (0.0%)	0 (0.0%)	1 (100.0%)	0 (0.0%)	1 (100.0%)	5 (100.0%)	3 (60.0%)	2 (40.0%)
	士別地方消防事務組合消防本部	0 –	0 –	0 –	0 –	0 –	0 –	0 –	0 –	0 –	0 –	0 –	0 –	0 –	0 –	0 –	0 –	1 (100.0%)	1 (100.0%)	0 (0.0%)

別紙2－1

重大違反対象物※1の状況※2（特定防火対象物※3・防火対象物別）

都道府県名	消防本部名	重大違反対象物数※4	違反覚知からの経過年数 ※5						（参考）是正指導・是正措置の状況等						（参考）重大違反対象物の是正状況等					
			1年未満	1年以上3年未満	3年以上5年未満	5年以上10年未満	10年以上	不明※8	是正指導・是正措置中の対象物数	警告前段の行政指導実施中の対象物数	改修期限を定めている対象物数	警告対象物数	命令対象物数	告発対象物数	新規※6	是正	継続	前回調査※7	是正	継続
		A(O+R)	B(B/A)	C(C/A)	D(D/A)	E(E/A)	F(F/A)	G(G/A)	H(H/A)	I(I/H)	J(J/I)	K(K/A)	L(L/A)	M(M/A)	N(O+P)	O(O/N)	P(P/N)	Q(R+S)	R(R/Q)	S(S/Q)
	富良野広域連合消防本部	3 (100.0%)	0 (0.0%)	0 (0.0%)	0 (0.0%)	0 (0.0%)	3 (100.0%)	0 (0.0%)	3 (100.0%)	3 (100.0%)	3 (100.0%)	0 (0.0%)	0 (0.0%)	0 (0.0%)	–	0 –	0 –	11 (100.0%)	8 (72.7%)	3 (27.3%)
	増毛町消防本部	0 –	0 –	0 –	0 –	0 –	0 –	0 –	0 –	0 –	0 –	0 –	0 –	0 –	–	0 –	0 –	0 –	0 –	0 –
	留萌消防組合消防本部	1 (100.0%)	0 (0.0%)	1 (100.0%)	0 (0.0%)	0 (0.0%)	0 (0.0%)	0 (0.0%)	1 (100.0%)	1 (100.0%)	1 (100.0%)	0 (0.0%)	0 (0.0%)	0 (0.0%)	–	0 –	0 –	1 (100.0%)	0 (0.0%)	1 (100.0%)
	北留萌消防組合消防本部	2 (100.0%)	1 (50.0%)	0 (0.0%)	0 (0.0%)	1 (50.0%)	0 (0.0%)	0 (0.0%)	2 (100.0%)	2 (100.0%)	2 (100.0%)	0 (0.0%)	0 (0.0%)	0 (0.0%)	2 (100.0%)	1 (50.0%)	1 (50.0%)	4 (100.0%)	3 (75.0%)	1 (25.0%)
	稚内地区消防事務組合消防本部	6 (100.0%)	4 (66.7%)	1 (16.7%)	1 (16.7%)	0 (0.0%)	0 (0.0%)	0 (0.0%)	6 (100.0%)	6 (100.0%)	2 (33.3%)	0 (0.0%)	0 (0.0%)	0 (0.0%)	6 (100.0%)	2 (33.3%)	4 (66.7%)	5 (100.0%)	3 (60.0%)	2 (40.0%)
	南宗谷消防組合消防本部	0 –	0 –	0 –	0 –	0 –	0 –	0 –	0 –	0 –	0 –	0 –	0 –	0 –	–	0 –	0 –	0 –	0 –	0 –
	利尻礼文消防事務組合消防本部	0 –	0 –	0 –	0 –	0 –	0 –	0 –	0 –	0 –	0 –	0 –	0 –	0 –	–	0 –	0 –	0 –	0 –	0 –
	北見地区消防組合消防本部	1 (100.0%)	0 (0.0%)	1 (100.0%)	0 (0.0%)	0 (0.0%)	0 (0.0%)	0 (0.0%)	1 (100.0%)	0 (0.0%)	0 (0.0%)	1 (100.0%)	0 (0.0%)	0 (0.0%)	–	0 –	0 –	8 (100.0%)	7 (87.5%)	1 (12.5%)
	網走地区消防組合消防本部	0 –	0 –	0 –	0 –	0 –	0 –	0 –	0 –	0 –	0 –	0 –	0 –	0 –	–	0 –	0 –	0 –	0 –	0 –
	紋別地区消防組合消防本部	6 (100.0%)	2 (33.3%)	0 (0.0%)	1 (16.7%)	2 (33.3%)	1 (16.7%)	0 (0.0%)	6 (100.0%)	6 (100.0%)	6 (100.0%)	0 (0.0%)	0 (0.0%)	0 (0.0%)	2 (100.0%)	0 (0.0%)	2 (100.0%)	5 (100.0%)	1 (20.0%)	4 (80.0%)
	斜里地区消防組合消防本部	0 –	0 –	0 –	0 –	0 –	0 –	0 –	0 –	0 –	0 –	0 –	0 –	0 –	–	0 –	0 –	0 –	0 –	0 –
	美幌・津別広域事務組合消防本部	2 (100.0%)	0 (0.0%)	0 (0.0%)	0 (0.0%)	2 (100.0%)	0 (0.0%)	0 (0.0%)	2 (100.0%)	2 (100.0%)	2 (100.0%)	0 (0.0%)	0 (0.0%)	0 (0.0%)	–	0 –	0 –	2 (100.0%)	0 (0.0%)	2 (100.0%)
	遠軽地区広域組合消防本部	0 –	0 –	0 –	0 –	0 –	0 –	0 –	0 –	0 –	0 –	0 –	0 –	0 –	–	0 –	0 –	0 –	0 –	0 –
	苫小牧市消防本部	2 (100.0%)	0 (0.0%)	0 (0.0%)	0 (0.0%)	1 (50.0%)	1 (50.0%)	0 (0.0%)	2 (100.0%)	2 (100.0%)	2 (100.0%)	0 (0.0%)	0 (0.0%)	0 (0.0%)	–	0 –	0 –	3 (100.0%)	1 (33.3%)	2 (66.7%)
	室蘭市消防本部	8 (100.0%)	0 (0.0%)	1 (12.5%)	0 (0.0%)	1 (12.5%)	6 (75.0%)	0 (0.0%)	8 (100.0%)	8 (100.0%)	8 (100.0%)	0 (0.0%)	0 (0.0%)	0 (0.0%)	–	0 –	0 –	16 (100.0%)	8 (50.0%)	8 (50.0%)
	登別市消防本部	1 (100.0%)	0 (0.0%)	0 (0.0%)	0 (0.0%)	0 (0.0%)	1 (100.0%)	0 (0.0%)	1 (100.0%)	1 (100.0%)	0 (0.0%)	0 (0.0%)	0 (0.0%)	0 (0.0%)	–	0 –	0 –	3 (100.0%)	2 (66.7%)	1 (33.3%)
	白老町消防本部	0 –	0 –	0 –	0 –	0 –	0 –	0 –	0 –	0 –	0 –	0 –	0 –	0 –	–	0 –	0 –	1 (100.0%)	1 (100.0%)	0 (0.0%)
	西胆振行政事務組合消防本部	1 (100.0%)	0 (0.0%)	1 (100.0%)	0 (0.0%)	0 (0.0%)	0 (0.0%)	0 (0.0%)	1 (100.0%)	0 (0.0%)	0 (0.0%)	1 (100.0%)	0 (0.0%)	0 (0.0%)	–	0 –	0 –	1 (100.0%)	0 (0.0%)	1 (100.0%)
	胆振東部消防組合消防本部	0 –	0 –	0 –	0 –	0 –	0 –	0 –	0 –	0 –	0 –	0 –	0 –	0 –	–	0 –	0 –	0 –	0 –	0 –
	日高西部消防組合消防本部	0 –	0 –	0 –	0 –	0 –	0 –	0 –	0 –	0 –	0 –	0 –	0 –	0 –	–	0 –	0 –	0 –	0 –	0 –
	日高中部消防組合消防本部	10 (100.0%)	2 (20.0%)	0 (0.0%)	0 (0.0%)	0 (0.0%)	8 (80.0%)	0 (0.0%)	10 (100.0%)	9 (90.0%)	0 (0.0%)	1 (10.0%)	0 (0.0%)	0 (0.0%)	2 (100.0%)	0 (0.0%)	2 (100.0%)	18 (100.0%)	10 (55.6%)	8 (44.4%)
	日高東部消防組合消防本部	0 –	0 –	0 –	0 –	0 –	0 –	0 –	0 –	0 –	0 –	0 –	0 –	0 –	–	0 –	0 –	0 –	0 –	0 –
	とかち広域消防局	5 (100.0%)	0 (0.0%)	2 (40.0%)	2 (40.0%)	1 (20.0%)	0 (0.0%)	0 (0.0%)	5 (100.0%)	5 (100.0%)	5 (100.0%)	0 (0.0%)	0 (0.0%)	0 (0.0%)	1 (100.0%)	1 (100.0%)	0 (0.0%)	9 (100.0%)	4 (44.4%)	5 (55.6%)
	釧路市消防本部	0 –	0 –	0 –	0 –	0 –	0 –	0 –	0 –	0 –	0 –	0 –	0 –	0 –	–	0 –	0 –	0 –	0 –	0 –
	釧路北部消防事務組合消防本部	4 (100.0%)	0 (0.0%)	1 (25.0%)	0 (0.0%)	1 (25.0%)	2 (50.0%)	0 (0.0%)	4 (100.0%)	4 (100.0%)	0 (0.0%)	0 (0.0%)	0 (0.0%)	0 (0.0%)	–	0 –	0 –	7 (100.0%)	3 (42.9%)	4 (57.1%)
	釧路東部消防組合消防本部	2 (100.0%)	1 (50.0%)	0 (0.0%)	0 (0.0%)	0 (0.0%)	1 (50.0%)	0 (0.0%)	2 (100.0%)	2 (100.0%)	2 (100.0%)	0 (0.0%)	0 (0.0%)	0 (0.0%)	1 (100.0%)	0 (0.0%)	1 (100.0%)	1 (100.0%)	0 (0.0%)	1 (100.0%)
	根室市消防本部	0 –	0 –	0 –	0 –	0 –	0 –	0 –	0 –	0 –	0 –	0 –	0 –	0 –	–	0 –	0 –	0 –	0 –	0 –
	根室北部消防事務組合消防本部	0 –	0 –	0 –	0 –	0 –	0 –	0 –	0 –	0 –	0 –	0 –	0 –	0 –	–	0 –	0 –	0 –	0 –	0 –
青森県		47 (100.0%)	11 (23.4%)	12 (25.5%)	4 (8.5%)	11 (23.4%)	9 (19.1%)	0 (0.0%)	47 (100.0%)	21 (44.7%)	18 (85.7%)	18 (38.3%)	8 (17.0%)	0 (0.0%)	50 (100.0%)	39 (78.0%)	11 (22.0%)	93 (100.0%)	57 (61.3%)	36 (38.7%)
	青森地域広域事務組合消防本部	2 (100.0%)	2 (100.0%)	0 (0.0%)	0 (0.0%)	0 (0.0%)	0 (0.0%)	0 (0.0%)	2 (100.0%)	1 (50.0%)	1 (50.0%)	1 (50.0%)	0 (0.0%)	0 (0.0%)	13 (100.0%)	11 (84.6%)	2 (15.4%)	2 (100.0%)	2 (100.0%)	0 (0.0%)
	弘前地区消防事務組合消防本部	0 –	0 –	0 –	0 –	0 –	0 –	0 –	0 –	0 –	0 –	0 –	0 –	0 –	1 (100.0%)	1 (100.0%)	0 (0.0%)	1 (100.0%)	1 (100.0%)	0 (0.0%)

別紙2－1

重大違反対象物※1の状況※2（特定防火対象物※3・防火対象物別）

都道府県名	消防本部名	重大違反対象物数※4	違反覚知からの経過年数 ※5						（参考）是正指導・是正措置の状況等						（参考）重大違反対象物の是正状況等					
			1年未満	1年以上3年未満	3年以上5年未満	5年以上10年未満	10年以上	不明※8	是正指導・是正措置中の対象物数	警告前段の行政指導実施中の対象物数	改修期限を定めている対象物数	警告対象物数	命令対象物数	告発対象物数	新規※6	是正	継続	前回調査※7	是正	継続
		A(O+R)	B(B/A)	C(C/A)	D(D/A)	E(E/A)	F(F/A)	G(G/A)	H(H/A)	I(I/H)	J(J/I)	K(K/A)	L(L/A)	M(M/A)	N(O+P)	O(O/N)	P(P/N)	Q(R+S)	R(R/Q)	S(S/Q)
	八戸地域広域市町村圏事務組消防本部	0	0	0	0	0	0	0	0	0	0	0	0	0	0	0	0	1 (100.0%)	1 (100.0%)	0 (0.0%)
	五所川原地区消防事務組合消防本部	26 (100.0%)	1 (3.8%)	5 (19.2%)	3 (11.5%)	10 (38.5%)	7 (26.9%)	0 (0.0%)	26 (100.0%)	10 (38.5%)	9 (34.6%)	10 (38.5%)	6 (23.1%)	0 (0.0%)	1 (100.0%)	0 (0.0%)	1 (100.0%)	48 (100.0%)	23 (47.9%)	25 (52.1%)
	十和田地域広域事務組合消防本部	2 (100.0%)	1 (50.0%)	1 (50.0%)	0 (0.0%)	0 (0.0%)	0 (0.0%)	0 (0.0%)	2 (100.0%)	2 (100.0%)	1 (50.0%)	0 (0.0%)	0 (0.0%)	0 (0.0%)	8 (100.0%)	7 (87.5%)	1 (12.5%)	7 (100.0%)	6 (85.7%)	1 (14.3%)
	三沢市消防本部	0	0	0	0	0	0	0	0	0	0	0	0	0	5 (100.0%)	5 (100.0%)	0 (0.0%)	0	0	0
	下北地域広域行政事務組合消防本部	3 (100.0%)	2 (66.7%)	0 (0.0%)	0 (0.0%)	0 (0.0%)	1 (33.3%)	0 (0.0%)	3 (100.0%)	2 (66.7%)	1 (33.3%)	0 (0.0%)	1 (33.3%)	0 (0.0%)	14 (100.0%)	12 (85.7%)	2 (14.3%)	5 (100.0%)	4 (80.0%)	1 (20.0%)
	つがる市消防本部	2 (100.0%)	0 (0.0%)	1 (50.0%)	1 (50.0%)	0 (0.0%)	0 (0.0%)	0 (0.0%)	2 (100.0%)	0 (0.0%)	0 (0.0%)	1 (50.0%)	1 (50.0%)	0 (0.0%)	1 (100.0%)	1 (100.0%)	0 (0.0%)	3 (100.0%)	1 (33.3%)	2 (66.7%)
	北部上北広域事務組合消防本部	1 (100.0%)	0 (0.0%)	0 (0.0%)	0 (0.0%)	0 (0.0%)	1 (100.0%)	0 (0.0%)	1 (100.0%)	0 (0.0%)	0 (0.0%)	1 (100.0%)	0 (0.0%)	0 (0.0%)	0	0	0	7 (100.0%)	6 (85.7%)	1 (14.3%)
	中部上北広域事業組合消防本部	8 (100.0%)	2 (25.0%)	5 (62.5%)	0 (0.0%)	1 (12.5%)	0 (0.0%)	0 (0.0%)	8 (100.0%)	3 (37.5%)	3 (37.5%)	5 (62.5%)	0 (0.0%)	0 (0.0%)	4 (100.0%)	2 (50.0%)	2 (50.0%)	18 (100.0%)	12 (66.7%)	6 (33.3%)
	鰺ヶ沢地区消防事務組合消防本部	3 (100.0%)	3 (100.0%)	0 (0.0%)	0 (0.0%)	0 (0.0%)	0 (0.0%)	0 (0.0%)	3 (100.0%)	3 (100.0%)	3 (100.0%)	0 (0.0%)	0 (0.0%)	0 (0.0%)	3 (100.0%)	0 (0.0%)	3 (100.0%)	1 (100.0%)	1 (100.0%)	0 (0.0%)
岩手県		20 (100.0%)	5 (25.0%)	4 (20.0%)	1 (5.0%)	3 (15.0%)	7 (35.0%)	0 (0.0%)	20 (100.0%)	17 (85.0%)	12 (70.6%)	0 (0.0%)	3 (15.0%)	0 (0.0%)	9 (100.0%)	4 (44.4%)	5 (55.6%)	51 (100.0%)	36 (70.6%)	15 (29.4%)
	盛岡地区広域消防組合消防本部	2 (100.0%)	2 (100.0%)	0 (0.0%)	0 (0.0%)	0 (0.0%)	0 (0.0%)	0 (0.0%)	2 (100.0%)	2 (100.0%)	2 (100.0%)	0 (0.0%)	0 (0.0%)	0 (0.0%)	2 (100.0%)	0 (0.0%)	2 (100.0%)	1 (100.0%)	1 (100.0%)	0 (0.0%)
	宮古地区広域行政組合消防本部	0	0	0	0	0	0	0	0	0	0	0	0	0	0	0	0	3 (100.0%)	3 (100.0%)	0 (0.0%)
	一関市消防本部	2 (100.0%)	0 (0.0%)	0 (0.0%)	0 (0.0%)	0 (0.0%)	2 (100.0%)	0 (0.0%)	2 (100.0%)	2 (100.0%)	2 (100.0%)	0 (0.0%)	0 (0.0%)	0 (0.0%)	0	0	0	5 (100.0%)	3 (60.0%)	2 (40.0%)
	釜石大槌地区行政事務組合消防本部	0	0	0	0	0	0	0	0	0	0	0	0	0	0	0	0	0	0	0
	奥州金ケ崎行政事務組合消防本部	3 (100.0%)	0 (0.0%)	0 (0.0%)	0 (0.0%)	1 (33.3%)	2 (66.7%)	0 (0.0%)	3 (100.0%)	0 (0.0%)	0 (0.0%)	0 (0.0%)	3 (100.0%)	0 (0.0%)	0	0	0	10 (100.0%)	7 (70.0%)	3 (30.0%)
	久慈広域連合消防本部	5 (100.0%)	0 (0.0%)	4 (80.0%)	0 (0.0%)	0 (0.0%)	1 (20.0%)	0 (0.0%)	5 (100.0%)	5 (100.0%)	5 (100.0%)	0 (0.0%)	0 (0.0%)	0 (0.0%)	0	0	0	16 (100.0%)	11 (68.8%)	5 (31.3%)
	花巻市消防本部	1 (100.0%)	1 (100.0%)	0 (0.0%)	0 (0.0%)	0 (0.0%)	0 (0.0%)	0 (0.0%)	1 (100.0%)	1 (100.0%)	1 (100.0%)	0 (0.0%)	0 (0.0%)	0 (0.0%)	1 (100.0%)	0 (0.0%)	1 (100.0%)	2 (100.0%)	2 (100.0%)	0 (0.0%)
	北上地区消防組合消防本部	2 (100.0%)	2 (100.0%)	0 (0.0%)	0 (0.0%)	0 (0.0%)	0 (0.0%)	0 (0.0%)	2 (100.0%)	2 (100.0%)	2 (100.0%)	0 (0.0%)	0 (0.0%)	0 (0.0%)	6 (100.0%)	4 (66.7%)	2 (33.3%)	0	0	0
	大船渡地区消防組合消防本部	0	0	0	0	0	0	0	0	0	0	0	0	0	0	0	0	0	0	0
	遠野市消防本部	5 (100.0%)	0 (0.0%)	0 (0.0%)	1 (20.0%)	2 (40.0%)	2 (40.0%)	0 (0.0%)	5 (100.0%)	5 (100.0%)	0 (0.0%)	0 (0.0%)	0 (0.0%)	0 (0.0%)	0	0	0	11 (100.0%)	6 (54.5%)	5 (45.5%)
	陸前高田市消防本部	0	0	0	0	0	0	0	0	0	0	0	0	0	0	0	0	0	0	0
	二戸地区広域行政事務組合消防本部	0	0	0	0	0	0	0	0	0	0	0	0	0	0	0	0	3 (100.0%)	3 (100.0%)	0 (0.0%)
宮城県		10 (100.0%)	8 (80.0%)	1 (10.0%)	1 (10.0%)	0 (0.0%)	0 (0.0%)	0 (0.0%)	10 (100.0%)	9 (90.0%)	9 (100.0%)	0 (0.0%)	1 (10.0%)	0 (0.0%)	11 (100.0%)	3 (27.3%)	8 (72.7%)	35 (100.0%)	33 (94.3%)	2 (5.7%)
	仙台市消防局	1 (100.0%)	1 (100.0%)	0 (0.0%)	0 (0.0%)	0 (0.0%)	0 (0.0%)	0 (0.0%)	1 (100.0%)	1 (100.0%)	1 (100.0%)	0 (0.0%)	0 (0.0%)	0 (0.0%)	1 (100.0%)	0 (0.0%)	1 (100.0%)	5 (100.0%)	5 (100.0%)	0 (0.0%)
	名取市消防本部	3 (100.0%)	3 (100.0%)	0 (0.0%)	0 (0.0%)	0 (0.0%)	0 (0.0%)	0 (0.0%)	3 (100.0%)	3 (100.0%)	3 (100.0%)	0 (0.0%)	0 (0.0%)	0 (0.0%)	3 (100.0%)	0 (0.0%)	3 (100.0%)	0	0	0
	あぶくま消防本部	0	0	0	0	0	0	0	0	0	0	0	0	0	0	0	0	1 (100.0%)	1 (100.0%)	0 (0.0%)
	登米市消防本部	0	0	0	0	0	0	0	0	0	0	0	0	0	0	0	0	0	0	0
	栗原市消防本部	0	0	0	0	0	0	0	0	0	0	0	0	0	0	0	0	17 (100.0%)	17 (100.0%)	0 (0.0%)
	黒川地域行政事務組合消防本部	0	0	0	0	0	0	0	0	0	0	0	0	0	1 (100.0%)	1 (100.0%)	0 (0.0%)	3 (100.0%)	3 (100.0%)	0 (0.0%)
	石巻地区広域行政事務組合消防本部	0	0	0	0	0	0	0	0	0	0	0	0	0	1 (100.0%)	1 (100.0%)	0 (0.0%)	0	0	0
	塩釜地区消防事務組合消防本部	1 (100.0%)	0 (0.0%)	1 (100.0%)	0 (0.0%)	0 (0.0%)	0 (0.0%)	0 (0.0%)	1 (100.0%)	1 (100.0%)	1 (100.0%)	0 (0.0%)	0 (0.0%)	0 (0.0%)	0	0	0	1 (100.0%)	0 (0.0%)	1 (100.0%)

重大違反対象物※1の状況※2（特定防火対象物※3・防火対象物別）

都道府県名	消防本部名	重大違反対象物数※4	違反覚知からの経過年数 ※5						是正指導・是正措置の対象物数	（参考）是正指導・是正措置の状況等					（参考）重大違反対象物の是正状況等					
			1年未満	1年以上3年未満	3年以上5年未満	5年以上10年未満	10年以上	不明※8		警告前段の行政指導実施中の対象物数	改修期限を定めている対象物数	警告対象物数	命令対象物数	告発対象物数	新規※6	是正	継続	前回調査※7	是正	継続
		A(O+R)	B(B/A)	C(C/A)	D(D/A)	E(E/A)	F(F/A)	G(G/A)	H(H/A)	I(I/H)	J(J/I)	K(K/A)	L(L/A)	M(M/A)	N(O+P)	O(O/N)	P(P/N)	Q(R+S)	R(R/Q)	S(S/Q)
	仙南地域広域行政事務組合消防本部	1 (100.0%)	1 (100.0%)	0 (0.0%)	0 (0.0%)	0 (0.0%)	0 (0.0%)	0 (0.0%)	1 (100.0%)	1 (100.0%)	1 (100.0%)	0 (0.0%)	0 (0.0%)	0 (0.0%)	2 (100.0%)	1 (50.0%)	1 (50.0%)	6 (100.0%)	6 (100.0%)	0 (0.0%)
	大崎地域広域行政事務組合消防本部	0 –	0 –	0 –	0 –	0 –	0 –	0 –	0 –	0 –	0 –	0 –	0 –	0 –	0 –	0 –	0 –	0 –	0 –	0 –
	気仙沼・本吉地域広域行政事務組合消防本部	4 (100.0%)	3 (75.0%)	0 (0.0%)	1 (25.0%)	0 (0.0%)	0 (0.0%)	0 (0.0%)	4 (100.0%)	3 (75.0%)	3 (75.0%)	0 (0.0%)	1 (25.0%)	0 (0.0%)	3 (100.0%)	0 (0.0%)	3 (100.0%)	2 (100.0%)	1 (50.0%)	1 (50.0%)
秋田県		35 (100.0%)	18 (51.4%)	7 (20.0%)	0 (0.0%)	3 (8.6%)	7 (20.0%)	0 (0.0%)	35 (100.0%)	26 (74.3%)	24 (92.3%)	6 (17.1%)	3 (8.6%)	0 (0.0%)	49 (100.0%)	31 (63.3%)	18 (36.7%)	61 (100.0%)	44 (72.1%)	17 (27.9%)
	秋田市消防本部	3 (100.0%)	2 (66.7%)	0 (0.0%)	0 (0.0%)	1 (33.3%)	0 (0.0%)	0 (0.0%)	3 (100.0%)	2 (66.7%)	2 (66.7%)	0 (0.0%)	1 (33.3%)	0 (0.0%)	2 (100.0%)	0 (0.0%)	2 (100.0%)	3 (100.0%)	2 (66.7%)	1 (33.3%)
	横手市消防本部	10 (100.0%)	5 (50.0%)	3 (30.0%)	0 (0.0%)	1 (10.0%)	1 (10.0%)	0 (0.0%)	10 (100.0%)	10 (100.0%)	10 (100.0%)	0 (0.0%)	0 (0.0%)	0 (0.0%)	8 (100.0%)	3 (37.5%)	5 (62.5%)	16 (100.0%)	11 (68.8%)	5 (31.3%)
	大館市消防本部	3 (100.0%)	2 (66.7%)	1 (33.3%)	0 (0.0%)	0 (0.0%)	0 (0.0%)	0 (0.0%)	3 (100.0%)	2 (66.7%)	2 (66.7%)	1 (33.3%)	0 (0.0%)	0 (0.0%)	20 (100.0%)	18 (90.0%)	2 (10.0%)	8 (100.0%)	7 (87.5%)	1 (12.5%)
	由利本荘市消防本部	0 –	0 –	0 –	0 –	0 –	0 –	0 –	0 –	0 –	0 –	0 –	0 –	0 –	0 –	0 –	0 –	1 (100.0%)	1 (100.0%)	0 (0.0%)
	北秋田市消防本部	0 –	0 –	0 –	0 –	0 –	0 –	0 –	0 –	0 –	0 –	0 –	0 –	0 –	0 –	0 –	0 –	0 –	0 –	0 –
	にかほ市消防本部	1 (100.0%)	0 (0.0%)	0 (0.0%)	0 (0.0%)	0 (0.0%)	1 (100.0%)	0 (0.0%)	1 (100.0%)	1 (100.0%)	1 (100.0%)	0 (0.0%)	0 (0.0%)	0 (0.0%)	0 –	0 –	0 –	2 (100.0%)	1 (50.0%)	1 (50.0%)
	五城目町消防本部	0 –	0 –	0 –	0 –	0 –	0 –	0 –	0 –	0 –	0 –	0 –	0 –	0 –	1 (100.0%)	1 (100.0%)	0 (0.0%)	1 (100.0%)	1 (100.0%)	0 (0.0%)
	湯沢雄勝広域市町村圏組合消防本部	3 (100.0%)	0 (0.0%)	3 (100.0%)	0 (0.0%)	0 (0.0%)	0 (0.0%)	0 (0.0%)	3 (100.0%)	3 (100.0%)	3 (100.0%)	0 (0.0%)	0 (0.0%)	0 (0.0%)	0 –	0 –	0 –	9 (100.0%)	6 (66.7%)	3 (33.3%)
	能代山本広域市町村圏組合消防本部	6 (100.0%)	1 (16.7%)	0 (0.0%)	0 (0.0%)	1 (16.7%)	4 (66.7%)	0 (0.0%)	6 (100.0%)	0 (0.0%)	0 (0.0%)	4 (66.7%)	2 (33.3%)	0 (0.0%)	3 (100.0%)	2 (66.7%)	1 (33.3%)	14 (100.0%)	9 (64.3%)	5 (35.7%)
	大曲仙北広域市町村圏組合消防本部	3 (100.0%)	3 (100.0%)	0 (0.0%)	0 (0.0%)	0 (0.0%)	0 (0.0%)	0 (0.0%)	3 (100.0%)	2 (66.7%)	2 (66.7%)	1 (33.3%)	0 (0.0%)	0 (0.0%)	10 (100.0%)	7 (70.0%)	3 (30.0%)	2 (100.0%)	2 (100.0%)	0 (0.0%)
	鹿角広域行政組合消防本部	5 (100.0%)	5 (100.0%)	0 (0.0%)	0 (0.0%)	0 (0.0%)	0 (0.0%)	0 (0.0%)	5 (100.0%)	5 (100.0%)	3 (60.0%)	0 (0.0%)	0 (0.0%)	0 (0.0%)	5 (100.0%)	0 (0.0%)	5 (100.0%)	3 (100.0%)	3 (100.0%)	0 (0.0%)
	男鹿地区消防一部事務組合消防本部	0 –	0 –	0 –	0 –	0 –	0 –	0 –	0 –	0 –	0 –	0 –	0 –	0 –	0 –	0 –	0 –	0 –	0 –	0 –
	湖東地区消防本部	1 (100.0%)	0 (0.0%)	0 (0.0%)	0 (0.0%)	0 (0.0%)	1 (100.0%)	0 (0.0%)	1 (100.0%)	1 (100.0%)	1 (100.0%)	0 (0.0%)	0 (0.0%)	0 (0.0%)	0 –	0 –	0 –	2 (100.0%)	1 (50.0%)	1 (50.0%)
山形県		24 (100.0%)	13 (54.2%)	8 (33.3%)	0 (0.0%)	1 (4.2%)	2 (8.3%)	0 (0.0%)	24 (100.0%)	8 (33.3%)	8 (100.0%)	9 (37.5%)	7 (29.2%)	0 (0.0%)	19 (100.0%)	6 (31.6%)	13 (68.4%)	33 (100.0%)	22 (66.7%)	11 (33.3%)
	山形市消防本部	0 –	0 –	0 –	0 –	0 –	0 –	0 –	0 –	0 –	0 –	0 –	0 –	0 –	0 –	0 –	0 –	0 –	0 –	0 –
	上山市消防本部	1 (100.0%)	0 (0.0%)	1 (100.0%)	0 (0.0%)	0 (0.0%)	0 (0.0%)	0 (0.0%)	1 (100.0%)	0 (0.0%)	0 (0.0%)	1 (100.0%)	0 (0.0%)	0 (0.0%)	0 –	0 –	0 –	3 (100.0%)	2 (66.7%)	1 (33.3%)
	天童市消防本部	0 –	0 –	0 –	0 –	0 –	0 –	0 –	0 –	0 –	0 –	0 –	0 –	0 –	0 –	0 –	0 –	0 –	0 –	0 –
	西村山広域行政事務組合消防本部	0 –	0 –	0 –	0 –	0 –	0 –	0 –	0 –	0 –	0 –	0 –	0 –	0 –	1 (100.0%)	1 (100.0%)	0 (0.0%)	1 (100.0%)	1 (100.0%)	0 (0.0%)
	村山市消防本部	0 –	0 –	0 –	0 –	0 –	0 –	0 –	0 –	0 –	0 –	0 –	0 –	0 –	0 –	0 –	0 –	6 (100.0%)	6 (100.0%)	0 (0.0%)
	東根市消防本部	2 (100.0%)	0 (0.0%)	2 (100.0%)	0 (0.0%)	0 (0.0%)	0 (0.0%)	0 (0.0%)	2 (100.0%)	1 (50.0%)	1 (50.0%)	0 (0.0%)	1 (50.0%)	0 (0.0%)	0 –	0 –	0 –	3 (100.0%)	1 (33.3%)	2 (66.7%)
	尾花沢市消防本部	1 (100.0%)	1 (100.0%)	0 (0.0%)	0 (0.0%)	0 (0.0%)	0 (0.0%)	0 (0.0%)	1 (100.0%)	1 (100.0%)	1 (100.0%)	0 (0.0%)	0 (0.0%)	0 (0.0%)	1 (100.0%)	0 (0.0%)	1 (100.0%)	1 (100.0%)	1 (100.0%)	0 (0.0%)
	最上広域市町村圏事務組合消防本部	2 (100.0%)	0 (0.0%)	1 (50.0%)	0 (0.0%)	1 (50.0%)	0 (0.0%)	0 (0.0%)	2 (100.0%)	0 (0.0%)	0 (0.0%)	2 (100.0%)	0 (0.0%)	0 (0.0%)	0 –	0 –	0 –	4 (100.0%)	2 (50.0%)	2 (50.0%)
	置賜広域行政事務組合消防本部	8 (100.0%)	8 (100.0%)	0 (0.0%)	0 (0.0%)	0 (0.0%)	0 (0.0%)	0 (0.0%)	8 (100.0%)	2 (25.0%)	2 (25.0%)	6 (75.0%)	0 (0.0%)	0 (0.0%)	8 (100.0%)	0 (0.0%)	8 (100.0%)	7 (100.0%)	7 (100.0%)	0 (0.0%)
	西置賜行政組合消防本部	0 –	0 –	0 –	0 –	0 –	0 –	0 –	0 –	0 –	0 –	0 –	0 –	0 –	0 –	0 –	0 –	0 –	0 –	0 –
	鶴岡市消防本部	6 (100.0%)	0 (0.0%)	4 (66.7%)	0 (0.0%)	0 (0.0%)	2 (33.3%)	0 (0.0%)	6 (100.0%)	0 (0.0%)	0 (0.0%)	0 (0.0%)	6 (100.0%)	0 (0.0%)	3 (100.0%)	3 (100.0%)	0 (0.0%)	6 (100.0%)	0 (0.0%)	6 (100.0%)
	酒田地区広域行政組合消防本部	4 (100.0%)	4 (100.0%)	0 (0.0%)	0 (0.0%)	0 (0.0%)	0 (0.0%)	0 (0.0%)	4 (100.0%)	4 (100.0%)	4 (100.0%)	0 (0.0%)	0 (0.0%)	0 (0.0%)	6 (100.0%)	2 (33.3%)	4 (66.7%)	2 (100.0%)	2 (100.0%)	0 (0.0%)
福島県		117 (100.0%)	36 (30.8%)	39 (33.3%)	22 (18.8%)	5 (4.3%)	15 (12.8%)	0 (0.0%)	117 (100.0%)	87 (74.4%)	75 (86.2%)	16 (13.7%)	14 (12.0%)	0 (0.0%)	51 (100.0%)	15 (29.4%)	36 (70.6%)	228 (100.0%)	147 (64.5%)	81 (35.5%)

別紙2－1

重大違反対象物※1の状況※2（特定防火対象物※3・防火対象物別）

都道府県名	消防本部名	重大違反対象物数※4	違反覚知からの経過年数 ※5						（参考）是正指導・是正措置の状況等						（参考）重大違反対象物の是正状況等					
			1年未満	1年以上3年未満	3年以上5年未満	5年以上10年未満	10年以上	不明※8	是正指導・是正措置中の対象物数	警告前段の行政指導実施中の対象物数	改修期限を定めている対象物数	警告対象物数	命令対象物数	告発対象物数	新規※6	是正	継続	前回調査※7	是正	継続
		A(O+R)	B(B/A)	C(C/A)	D(D/A)	E(E/A)	F(F/A)	G(G/A)	H(H/A)	I(I/H)	J(J/I)	K(K/A)	L(L/A)	M(M/A)	N(O+P)	O(O/N)	P(P/N)	Q(R+S)	R(R/Q)	S(S/Q)
	福島市消防本部	1 (100.0%)	0 (0.0%)	0 (0.0%)	0 (0.0%)	0 (0.0%)	1 (100.0%)	0 (0.0%)	1 (100.0%)	0 (0.0%)	0 (0.0%)	1 (100.0%)	0 (0.0%)	0 (0.0%)	–	0 –	0 –	0	22 (100.0%)	21 (95.5%)	1 (4.5%)
	いわき市消防本部	4 (100.0%)	1 (25.0%)	3 (75.0%)	0 (0.0%)	0 (0.0%)	0 (0.0%)	0 (0.0%)	4 (100.0%)	4 (100.0%)	4 (100.0%)	0 (0.0%)	0 (0.0%)	0 (0.0%)	1 (100.0%)	0 (0.0%)	1 (100.0%)	8 (100.0%)	5 (62.5%)	3 (37.5%)
	伊達地方消防組合消防本部	7 (100.0%)	3 (42.9%)	1 (14.3%)	2 (28.6%)	1 (14.3%)	0 (0.0%)	0 (0.0%)	7 (100.0%)	7 (100.0%)	1 (14.3%)	0 (0.0%)	0 (0.0%)	0 (0.0%)	3 (100.0%)	0 (0.0%)	3 (100.0%)	10 (100.0%)	6 (60.0%)	4 (40.0%)
	安達地方広域行政組合消防本部	14 (100.0%)	0 (0.0%)	1 (7.1%)	13 (92.9%)	0 (0.0%)	0 (0.0%)	0 (0.0%)	14 (100.0%)	14 (100.0%)	14 (100.0%)	0 (0.0%)	0 (0.0%)	0 (0.0%)	–	0 –	0 –	35 (100.0%)	21 (60.0%)	14 (40.0%)
	郡山地方広域消防組合消防本部	29 (100.0%)	10 (34.5%)	9 (31.0%)	1 (3.4%)	1 (3.4%)	8 (27.6%)	0 (0.0%)	29 (100.0%)	11 (37.9%)	7 (24.1%)	7 (24.1%)	11 (37.9%)	0 (0.0%)	11 (100.0%)	1 (9.1%)	10 (90.9%)	31 (100.0%)	12 (38.7%)	19 (61.3%)
	須賀川地方広域消防本部	7 (100.0%)	1 (14.3%)	0 (0.0%)	0 (0.0%)	3 (42.9%)	3 (42.9%)	0 (0.0%)	7 (100.0%)	7 (100.0%)	7 (100.0%)	0 (0.0%)	0 (0.0%)	0 (0.0%)	1 (100.0%)	0 (0.0%)	1 (100.0%)	20 (100.0%)	14 (70.0%)	6 (30.0%)
	白河地方広域市町村圏消防本部	22 (100.0%)	0 (0.0%)	15 (68.2%)	6 (27.3%)	0 (0.0%)	1 (4.5%)	0 (0.0%)	22 (100.0%)	21 (95.5%)	21 (95.5%)	1 (4.5%)	0 (0.0%)	0 (0.0%)	–	0 –	0 –	37 (100.0%)	15 (40.5%)	22 (59.5%)
	喜多方地方広域市町村圏組合消防本部	21 (100.0%)	19 (90.5%)	0 (0.0%)	0 (0.0%)	0 (0.0%)	2 (9.5%)	0 (0.0%)	21 (100.0%)	19 (90.5%)	19 (90.5%)	2 (9.5%)	0 (0.0%)	0 (0.0%)	23 (100.0%)	4 (17.4%)	19 (82.6%)	8 (100.0%)	6 (75.0%)	2 (25.0%)
	会津若松地方広域市町村圏整備組合消防本部	8 (100.0%)	2 (25.0%)	6 (75.0%)	0 (0.0%)	0 (0.0%)	0 (0.0%)	0 (0.0%)	8 (100.0%)	2 (25.0%)	2 (25.0%)	5 (62.5%)	1 (12.5%)	0 (0.0%)	12 (100.0%)	10 (83.3%)	2 (16.7%)	45 (100.0%)	39 (86.7%)	6 (13.3%)
	南会津地方広域市町村圏組合消防本部	2 (100.0%)	0 (0.0%)	2 (100.0%)	0 (0.0%)	0 (0.0%)	0 (0.0%)	0 (0.0%)	2 (100.0%)	2 (100.0%)	0 (0.0%)	0 (0.0%)	0 (0.0%)	0 (0.0%)	–	0 –	0 –	10 (100.0%)	8 (80.0%)	2 (20.0%)
	相馬地方広域消防本部	2 (100.0%)	0 (0.0%)	2 (100.0%)	0 (0.0%)	0 (0.0%)	0 (0.0%)	0 (0.0%)	2 (100.0%)	0 (0.0%)	0 (0.0%)	0 (0.0%)	2 (100.0%)	0 (0.0%)	–	0 –	0 –	2 (100.0%)	0 (0.0%)	2 (100.0%)
	双葉地方広域市町村圏組合消防本部	0 –	0 –	0 –	0 –	0 –	0 –	0 –	0 –	0 –	0 –	0 –	0 –	0 –	0 –	0 –	0 –	0 –	0 –	0 –
茨城県		69 (100.0%)	36 (52.2%)	6 (8.7%)	6 (8.7%)	9 (13.0%)	12 (17.4%)	0 (0.0%)	69 (100.0%)	47 (68.1%)	45 (95.7%)	15 (21.7%)	7 (10.1%)	0 (0.0%)	63 (100.0%)	27 (42.9%)	36 (57.1%)	121 (100.0%)	88 (72.7%)	33 (27.3%)
	水戸市消防本部	14 (100.0%)	6 (42.9%)	0 (0.0%)	1 (7.1%)	4 (28.6%)	3 (21.4%)	0 (0.0%)	14 (100.0%)	12 (85.7%)	12 (85.7%)	2 (14.3%)	0 (0.0%)	0 (0.0%)	11 (100.0%)	5 (45.5%)	6 (54.5%)	18 (100.0%)	10 (55.6%)	8 (44.4%)
	日立市消防本部	0 –	0 –	0 –	0 –	0 –	0 –	0 –	0 –	0 –	0 –	0 –	0 –	0 –	0 –	0 –	0 –	0 –	0 –	0 –
	土浦市消防本部	6 (100.0%)	5 (83.3%)	1 (16.7%)	0 (0.0%)	0 (0.0%)	0 (0.0%)	0 (0.0%)	6 (100.0%)	5 (83.3%)	4 (66.7%)	0 (0.0%)	1 (16.7%)	0 (0.0%)	7 (100.0%)	2 (28.6%)	5 (71.4%)	3 (100.0%)	2 (66.7%)	1 (33.3%)
	石岡市消防本部	4 (100.0%)	1 (25.0%)	3 (75.0%)	0 (0.0%)	0 (0.0%)	0 (0.0%)	0 (0.0%)	4 (100.0%)	3 (75.0%)	3 (75.0%)	1 (25.0%)	0 (0.0%)	0 (0.0%)	1 (100.0%)	0 (0.0%)	1 (100.0%)	4 (100.0%)	1 (25.0%)	3 (75.0%)
	常陸太田市消防本部	2 (100.0%)	0 (0.0%)	0 (0.0%)	0 (0.0%)	2 (100.0%)	0 (0.0%)	0 (0.0%)	2 (100.0%)	2 (100.0%)	2 (100.0%)	0 (0.0%)	0 (0.0%)	0 (0.0%)	–	0 –	0 –	5 (100.0%)	3 (60.0%)	2 (40.0%)
	高萩市消防本部	3 (100.0%)	3 (100.0%)	0 (0.0%)	0 (0.0%)	0 (0.0%)	0 (0.0%)	0 (0.0%)	3 (100.0%)	3 (100.0%)	2 (66.7%)	0 (0.0%)	0 (0.0%)	0 (0.0%)	4 (100.0%)	1 (25.0%)	3 (75.0%)	2 (100.0%)	2 (100.0%)	0 (0.0%)
	北茨城市消防本部	0 –	0 –	0 –	0 –	0 –	0 –	0 –	0 –	0 –	0 –	0 –	0 –	0 –	0 –	0 –	0 –	0 –	0 –	0 –
	笠間市消防本部	1 (100.0%)	1 (100.0%)	0 (0.0%)	0 (0.0%)	0 (0.0%)	0 (0.0%)	0 (0.0%)	1 (100.0%)	1 (100.0%)	1 (100.0%)	0 (0.0%)	0 (0.0%)	0 (0.0%)	2 (100.0%)	1 (50.0%)	1 (50.0%)	4 (100.0%)	4 (100.0%)	0 (0.0%)
	取手市消防本部	1 (100.0%)	0 (0.0%)	0 (0.0%)	1 (100.0%)	0 (0.0%)	0 (0.0%)	0 (0.0%)	1 (100.0%)	1 (100.0%)	1 (100.0%)	0 (0.0%)	0 (0.0%)	0 (0.0%)	–	0 –	0 –	1 (100.0%)	0 (0.0%)	1 (100.0%)
	つくば市消防本部	14 (100.0%)	12 (85.7%)	1 (7.1%)	1 (7.1%)	0 (0.0%)	0 (0.0%)	0 (0.0%)	14 (100.0%)	6 (42.9%)	6 (42.9%)	6 (42.9%)	2 (14.3%)	0 (0.0%)	17 (100.0%)	5 (29.4%)	12 (70.6%)	11 (100.0%)	9 (81.8%)	2 (18.2%)
	常陸大宮市消防本部	2 (100.0%)	2 (100.0%)	0 (0.0%)	0 (0.0%)	0 (0.0%)	0 (0.0%)	0 (0.0%)	2 (100.0%)	2 (100.0%)	2 (100.0%)	0 (0.0%)	0 (0.0%)	0 (0.0%)	2 (100.0%)	0 (0.0%)	2 (100.0%)	0 –	0 –	0 –
	那珂市消防本部	0 –	0 –	0 –	0 –	0 –	0 –	0 –	0 –	0 –	0 –	0 –	0 –	0 –	0 –	0 –	0 –	0 –	0 –	0 –
	かすみがうら市消防本部	1 (100.0%)	0 (0.0%)	0 (0.0%)	0 (0.0%)	0 (0.0%)	1 (100.0%)	0 (0.0%)	1 (100.0%)	0 (0.0%)	0 (0.0%)	0 (0.0%)	1 (100.0%)	0 (0.0%)	2 (100.0%)	2 (100.0%)	0 (0.0%)	6 (100.0%)	5 (83.3%)	1 (16.7%)
	小美玉市消防本部	0 –	0 –	0 –	0 –	0 –	0 –	0 –	0 –	0 –	0 –	0 –	0 –	0 –	0 –	0 –	0 –	0 –	0 –	0 –
	茨城町消防本部	4 (100.0%)	1 (25.0%)	0 (0.0%)	2 (50.0%)	0 (0.0%)	1 (25.0%)	0 (0.0%)	4 (100.0%)	3 (75.0%)	3 (75.0%)	0 (0.0%)	1 (25.0%)	0 (0.0%)	1 (100.0%)	0 (0.0%)	1 (100.0%)	3 (100.0%)	0 (0.0%)	3 (100.0%)
	大洗町消防本部	0 –	0 –	0 –	0 –	0 –	0 –	0 –	0 –	0 –	0 –	0 –	0 –	0 –	0 –	0 –	0 –	0 –	0 –	0 –
	大子町消防本部	3 (100.0%)	1 (33.3%)	0 (0.0%)	0 (0.0%)	0 (0.0%)	2 (66.7%)	0 (0.0%)	3 (100.0%)	1 (33.3%)	1 (33.3%)	1 (33.3%)	1 (33.3%)	0 (0.0%)	2 (100.0%)	1 (50.0%)	1 (50.0%)	5 (100.0%)	3 (60.0%)	2 (40.0%)
	茨城西南地方広域市町村圏事務組合消防本部	3 (100.0%)	1 (33.3%)	0 (0.0%)	0 (0.0%)	1 (33.3%)	1 (33.3%)	0 (0.0%)	3 (100.0%)	3 (100.0%)	3 (100.0%)	0 (0.0%)	0 (0.0%)	0 (0.0%)	3 (100.0%)	2 (66.7%)	1 (33.3%)	22 (100.0%)	20 (90.9%)	2 (9.1%)

重大違反対象物※1の状況※2（特定防火対象物※3・防火対象物別）

都道府県名	消防本部名	重大違反対象物数※4	違反覚知からの経過年数 ※5						（参考）是正指導・是正措置の状況等						（参考）重大違反対象物の是正状況等					
			1年未満	1年以上3年未満	3年以上5年未満	5年以上10年未満	10年以上	不明※8	是正指導・是正措置中の対象物数	警告前段の行政指導実施中の対象物数	改修期限を定めている対象物数	警告対象物数	命令対象物数	告発対象物数	新規※6	是正	継続	前回調査※7	是正	継続
		A(O+R)	B(B/A)	C(C/A)	D(D/A)	E(E/A)	F(F/A)	G(G/A)	H(H/A)	I(I/H)	J(J/I)	K(K/A)	L(L/A)	M(M/A)	N(O+P)	O(O/N)	P(P/N)	Q(R+S)	R(R/Q)	S(S/Q)
	筑西広域市町村圏事務組合消防本部	0	0	0	0	0	0	0	0	0	0	0	0	0	0	0	0	3 (100.0%)	3 (100.0%)	0 (0.0%)
	常総地方広域市町村圏事務組合消防本部	0	0	0	0	0	0	0	0	0	0	0	0	0	0	0	0	0	0	0
	鹿行広域事務組合消防本部	7 (100.0%)	0 (0.0%)	1 (14.3%)	1 (14.3%)	1 (14.3%)	4 (57.1%)	0 (0.0%)	7 (100.0%)	2 (28.6%)	2 (28.6%)	5 (71.4%)	0 (0.0%)	0 (0.0%)	0	0	0	22 (100.0%)	15 (68.2%)	7 (31.8%)
	稲敷広域消防本部	0	0	0	0	0	0	0	0	0	0	0	0	0	0	0	0	0	0	0
	鹿島地方事務組合消防本部	4 (100.0%)	3 (75.0%)	0 (0.0%)	0 (0.0%)	1 (25.0%)	0 (0.0%)	0 (0.0%)	4 (100.0%)	3 (75.0%)	3 (75.0%)	0 (0.0%)	1 (25.0%)	0 (0.0%)	3 (100.0%)	0 (0.0%)	3 (100.0%)	10 (100.0%)	9 (90.0%)	1 (10.0%)
	ひたちなか・東海広域事務組合消防本部	0	0	0	0	0	0	0	0	0	0	0	0	0	8 (100.0%)	8 (100.0%)	0 (0.0%)	2 (100.0%)	2 (100.0%)	0 (0.0%)
栃木県		82 (100.0%)	17 (20.7%)	37 (45.1%)	8 (9.8%)	3 (3.7%)	17 (20.7%)	0 (0.0%)	82 (100.0%)	69 (84.1%)	69 (100.0%)	10 (12.2%)	3 (3.7%)	0 (0.0%)	186 (100.0%)	169 (90.9%)	17 (9.1%)	386 (100.0%)	321 (83.2%)	65 (16.8%)
	宇都宮市消防局	0	0	0	0	0	0	0	0	0	0	0	0	0	0	0	0	0	0	0
	足利市消防本部	13 (100.0%)	3 (23.1%)	2 (15.4%)	2 (15.4%)	1 (7.7%)	5 (38.5%)	0 (0.0%)	13 (100.0%)	13 (100.0%)	13 (100.0%)	0 (0.0%)	0 (0.0%)	0 (0.0%)	3 (100.0%)	0 (0.0%)	3 (100.0%)	22 (100.0%)	12 (54.5%)	10 (45.5%)
	栃木市消防本部	12 (100.0%)	7 (58.3%)	3 (25.0%)	2 (16.7%)	0 (0.0%)	0 (0.0%)	0 (0.0%)	12 (100.0%)	12 (100.0%)	12 (100.0%)	0 (0.0%)	0 (0.0%)	0 (0.0%)	7 (100.0%)	0 (0.0%)	7 (100.0%)	8 (100.0%)	3 (37.5%)	5 (62.5%)
	佐野市消防本部	0	0	0	0	0	0	0	0	0	0	0	0	0	0	0	0	2 (100.0%)	2 (100.0%)	0 (0.0%)
	鹿沼市消防本部	1 (100.0%)	0 (0.0%)	1 (100.0%)	0 (0.0%)	0 (0.0%)	0 (0.0%)	0 (0.0%)	1 (100.0%)	1 (100.0%)	1 (100.0%)	0 (0.0%)	0 (0.0%)	0 (0.0%)	1 (100.0%)	1 (100.0%)	0 (0.0%)	3 (100.0%)	2 (66.7%)	1 (33.3%)
	日光市消防本部	5 (100.0%)	0 (0.0%)	0 (0.0%)	2 (40.0%)	2 (40.0%)	1 (20.0%)	0 (0.0%)	5 (100.0%)	2 (40.0%)	2 (40.0%)	2 (40.0%)	1 (20.0%)	0 (0.0%)	0	0	0	8 (100.0%)	3 (37.5%)	5 (62.5%)
	小山市消防本部	0	0	0	0	0	0	0	0	0	0	0	0	0	0	0	0	0	0	0
	石橋地区消防組合消防本部	0	0	0	0	0	0	0	0	0	0	0	0	0	0	0	0	0	0	0
	芳賀地区広域行政事務組合消防本部	1 (100.0%)	0 (0.0%)	1 (100.0%)	0 (0.0%)	0 (0.0%)	0 (0.0%)	0 (0.0%)	1 (100.0%)	1 (100.0%)	1 (100.0%)	0 (0.0%)	0 (0.0%)	0 (0.0%)	0	0	0	11 (100.0%)	10 (90.9%)	1 (9.1%)
	南那須地区広域行政事務組合消防本部	5 (100.0%)	1 (20.0%)	4 (80.0%)	0 (0.0%)	0 (0.0%)	0 (0.0%)	0 (0.0%)	5 (100.0%)	3 (60.0%)	3 (60.0%)	0 (0.0%)	2 (40.0%)	0 (0.0%)	1 (100.0%)	0 (0.0%)	1 (100.0%)	4 (100.0%)	0 (0.0%)	4 (100.0%)
	塩谷広域行政組合消防本部	8 (100.0%)	0 (0.0%)	1 (12.5%)	2 (25.0%)	0 (0.0%)	5 (62.5%)	0 (0.0%)	8 (100.0%)	7 (87.5%)	7 (87.5%)	1 (12.5%)	0 (0.0%)	0 (0.0%)	1 (100.0%)	1 (100.0%)	0 (0.0%)	15 (100.0%)	7 (46.7%)	8 (53.3%)
	那須地区消防本部	37 (100.0%)	6 (16.2%)	25 (67.6%)	0 (0.0%)	0 (0.0%)	6 (16.2%)	0 (0.0%)	37 (100.0%)	30 (81.1%)	30 (81.1%)	7 (18.9%)	0 (0.0%)	0 (0.0%)	173 (100.0%)	167 (96.5%)	6 (3.5%)	313 (100.0%)	282 (90.1%)	31 (9.9%)
群馬県		43 (100.0%)	18 (41.9%)	15 (34.9%)	6 (14.0%)	2 (4.7%)	2 (4.7%)	0 (0.0%)	43 (100.0%)	32 (74.4%)	22 (68.8%)	9 (20.9%)	1 (2.3%)	1 (2.3%)	53 (100.0%)	35 (66.0%)	18 (34.0%)	111 (100.0%)	86 (77.5%)	25 (22.5%)
	前橋市消防局	1 (100.0%)	1 (100.0%)	0 (0.0%)	0 (0.0%)	0 (0.0%)	0 (0.0%)	0 (0.0%)	1 (100.0%)	1 (100.0%)	1 (100.0%)	0 (0.0%)	0 (0.0%)	0 (0.0%)	7 (100.0%)	6 (85.7%)	1 (14.3%)	3 (100.0%)	3 (100.0%)	0 (0.0%)
	高崎市等広域消防局	2 (100.0%)	0 (0.0%)	0 (0.0%)	1 (50.0%)	1 (50.0%)	0 (0.0%)	0 (0.0%)	2 (100.0%)	0 (0.0%)	0 (0.0%)	0 (0.0%)	1 (50.0%)	1 (50.0%)	12 (100.0%)	12 (100.0%)	0 (0.0%)	6 (100.0%)	4 (66.7%)	2 (33.3%)
	桐生市消防本部	1 (100.0%)	1 (100.0%)	0 (0.0%)	0 (0.0%)	0 (0.0%)	0 (0.0%)	0 (0.0%)	1 (100.0%)	1 (100.0%)	1 (100.0%)	0 (0.0%)	0 (0.0%)	0 (0.0%)	1 (100.0%)	0 (0.0%)	1 (100.0%)	1 (100.0%)	1 (100.0%)	0 (0.0%)
	伊勢崎市消防本部	1 (100.0%)	1 (100.0%)	0 (0.0%)	0 (0.0%)	0 (0.0%)	0 (0.0%)	0 (0.0%)	1 (100.0%)	0 (0.0%)	0 (0.0%)	1 (100.0%)	0 (0.0%)	0 (0.0%)	1 (100.0%)	0 (0.0%)	1 (100.0%)	0	0	0
	太田市消防本部	0	0	0	0	0	0	0	0	0	0	0	0	0	4 (100.0%)	4 (100.0%)	0 (0.0%)	2 (100.0%)	2 (100.0%)	0 (0.0%)
	利根沼田広域消防本部	16 (100.0%)	7 (43.8%)	8 (50.0%)	0 (0.0%)	0 (0.0%)	1 (6.3%)	0 (0.0%)	16 (100.0%)	11 (68.8%)	11 (68.8%)	5 (31.3%)	0 (0.0%)	0 (0.0%)	13 (100.0%)	6 (46.2%)	7 (53.8%)	61 (100.0%)	52 (85.2%)	9 (14.8%)
	館林地区消防組合消防本部	12 (100.0%)	3 (25.0%)	4 (33.3%)	5 (41.7%)	0 (0.0%)	0 (0.0%)	0 (0.0%)	12 (100.0%)	10 (83.3%)	0 (0.0%)	2 (16.7%)	0 (0.0%)	0 (0.0%)	4 (100.0%)	1 (25.0%)	3 (75.0%)	18 (100.0%)	9 (50.0%)	9 (50.0%)
	渋川広域消防本部	6 (100.0%)	2 (33.3%)	2 (33.3%)	0 (0.0%)	1 (16.7%)	1 (16.7%)	0 (0.0%)	6 (100.0%)	5 (83.3%)	5 (83.3%)	1 (16.7%)	0 (0.0%)	0 (0.0%)	7 (100.0%)	5 (71.4%)	2 (28.6%)	15 (100.0%)	11 (73.3%)	4 (26.7%)
	多野藤岡広域市町村圏振興整備組合消防本部	2 (100.0%)	2 (100.0%)	0 (0.0%)	0 (0.0%)	0 (0.0%)	0 (0.0%)	0 (0.0%)	2 (100.0%)	2 (100.0%)	2 (100.0%)	0 (0.0%)	0 (0.0%)	0 (0.0%)	3 (100.0%)	1 (33.3%)	2 (66.7%)	4 (100.0%)	4 (100.0%)	0 (0.0%)
	富岡甘楽広域市町村圏振興整備組合消防本部	1 (100.0%)	0 (0.0%)	1 (100.0%)	0 (0.0%)	0 (0.0%)	0 (0.0%)	0 (0.0%)	1 (100.0%)	1 (100.0%)	1 (100.0%)	0 (0.0%)	0 (0.0%)	0 (0.0%)	0	0	0	1 (100.0%)	0 (0.0%)	1 (100.0%)
	吾妻広域消防本部	1 (100.0%)	1 (100.0%)	0 (0.0%)	0 (0.0%)	0 (0.0%)	0 (0.0%)	0 (0.0%)	1 (100.0%)	1 (100.0%)	1 (100.0%)	0 (0.0%)	0 (0.0%)	0 (0.0%)	1 (100.0%)	0 (0.0%)	1 (100.0%)	0	0	0

重大違反対象物※1の状況※2（特定防火対象物※3・防火対象物別）

都道府県名	消防本部名	重大違反対象物数※4	違反覚知からの経過年数 ※5						（参考）是正指導・是正措置の状況等						（参考）重大違反対象物の是正状況等					
			1年未満	1年以上3年未満	3年以上5年未満	5年以上10年未満	10年以上	不明※8	是正指導・是正措置中の対象物数	警告前段の行政指導実施中の対象物数	改修期限を定めている対象物数	警告対象物数	命令対象物数	告発対象物数	新規※6	是正	継続	前回調査※7	是正	継続
		A(O+R)	B(B/A)	C(C/A)	D(D/A)	E(E/A)	F(F/A)	G(G/A)	H(H/A)	I(I/H)	J(J/I)	K(K/A)	L(L/A)	M(M/A)	N(O+P)	O(O/N)	P(P/N)	Q(R+S)	R(R/Q)	S(S/Q)
埼玉県		68 (100.0%)	34 (50.0%)	11 (16.2%)	4 (5.9%)	9 (13.2%)	10 (14.7%)	0 (0.0%)	68 (100.0%)	50 (73.5%)	44 (88.0%)	14 (20.6%)	4 (5.9%)	0 (0.0%)	60 (100.0%)	26 (43.3%)	34 (56.7%)	77 (100.0%)	43 (55.8%)	34 (44.2%)
	さいたま市消防局	3 (100.0%)	3 (100.0%)	0 (0.0%)	0 (0.0%)	0 (0.0%)	0 (0.0%)	0 (0.0%)	3 (100.0%)	2 (66.7%)	2 (66.7%)	1 (33.3%)	0 (0.0%)	0 (0.0%)	6 (100.0%)	3 (50.0%)	3 (50.0%)	0 –	0 –	0 –
	熊谷市消防本部	9 (100.0%)	0 (0.0%)	3 (33.3%)	0 (0.0%)	6 (66.7%)	0 (0.0%)	0 (0.0%)	9 (100.0%)	6 (66.7%)	6 (66.7%)	3 (33.3%)	0 (0.0%)	0 (0.0%)	0 –	0 –	0 –	10 (100.0%)	1 (10.0%)	9 (90.0%)
	川口市消防局	6 (100.0%)	4 (66.7%)	0 (0.0%)	0 (0.0%)	2 (33.3%)	0 (0.0%)	0 (0.0%)	6 (100.0%)	4 (66.7%)	2 (33.3%)	2 (33.3%)	0 (0.0%)	0 (0.0%)	5 (100.0%)	1 (20.0%)	4 (80.0%)	3 (100.0%)	1 (33.3%)	2 (66.7%)
	行田市消防本部	2 (100.0%)	0 (0.0%)	1 (50.0%)	0 (0.0%)	0 (0.0%)	1 (50.0%)	0 (0.0%)	2 (100.0%)	0 (0.0%)	0 (0.0%)	2 (100.0%)	0 (0.0%)	0 (0.0%)	0 –	0 –	0 –	3 (100.0%)	1 (33.3%)	2 (66.7%)
	春日部市消防本部	2 (100.0%)	0 (0.0%)	1 (50.0%)	0 (0.0%)	1 (50.0%)	0 (0.0%)	0 (0.0%)	2 (100.0%)	2 (100.0%)	2 (100.0%)	0 (0.0%)	0 (0.0%)	0 (0.0%)	0 –	0 –	0 –	8 (100.0%)	6 (75.0%)	2 (25.0%)
	羽生市消防本部	2 (100.0%)	1 (50.0%)	0 (0.0%)	0 (0.0%)	0 (0.0%)	1 (50.0%)	0 (0.0%)	2 (100.0%)	1 (50.0%)	1 (50.0%)	1 (50.0%)	0 (0.0%)	0 (0.0%)	1 (100.0%)	0 (0.0%)	1 (100.0%)	8 (100.0%)	7 (87.5%)	1 (12.5%)
	深谷市消防本部	10 (100.0%)	8 (80.0%)	0 (0.0%)	2 (20.0%)	0 (0.0%)	0 (0.0%)	0 (0.0%)	10 (100.0%)	10 (100.0%)	10 (100.0%)	0 (0.0%)	0 (0.0%)	0 (0.0%)	8 (100.0%)	0 (0.0%)	8 (100.0%)	4 (100.0%)	2 (50.0%)	2 (50.0%)
	上尾市消防本部	2 (100.0%)	0 (0.0%)	0 (0.0%)	0 (0.0%)	0 (0.0%)	2 (100.0%)	0 (0.0%)	2 (100.0%)	2 (100.0%)	2 (100.0%)	0 (0.0%)	0 (0.0%)	0 (0.0%)	0 –	0 –	0 –	2 (100.0%)	0 (0.0%)	2 (100.0%)
	越谷市消防本部	2 (100.0%)	1 (50.0%)	1 (50.0%)	0 (0.0%)	0 (0.0%)	0 (0.0%)	0 (0.0%)	2 (100.0%)	2 (100.0%)	2 (100.0%)	0 (0.0%)	0 (0.0%)	0 (0.0%)	2 (100.0%)	1 (50.0%)	1 (50.0%)	8 (100.0%)	7 (87.5%)	1 (12.5%)
	蕨市消防本部	0 –	0 –	0 –	0 –	0 –	0 –	0 –	0 –	0 –	0 –	0 –	0 –	0 –	0 –	0 –	0 –	0 –	0 –	0 –
	戸田市消防本部	1 (100.0%)	0 (0.0%)	0 (0.0%)	1 (100.0%)	0 (0.0%)	0 (0.0%)	0 (0.0%)	1 (100.0%)	0 (0.0%)	0 (0.0%)	1 (100.0%)	0 (0.0%)	0 (0.0%)	0 –	0 –	0 –	1 (100.0%)	0 (0.0%)	1 (100.0%)
	三郷市消防本部	2 (100.0%)	1 (50.0%)	1 (50.0%)	0 (0.0%)	0 (0.0%)	0 (0.0%)	0 (0.0%)	2 (100.0%)	1 (50.0%)	1 (50.0%)	1 (50.0%)	0 (0.0%)	0 (0.0%)	1 (100.0%)	0 (0.0%)	1 (100.0%)	3 (100.0%)	2 (66.7%)	1 (33.3%)
	蓮田市消防本部	0 –	0 –	0 –	0 –	0 –	0 –	0 –	0 –	0 –	0 –	0 –	0 –	0 –	0 –	0 –	0 –	2 (100.0%)	2 (100.0%)	0 (0.0%)
	伊奈町消防本部	0 –	0 –	0 –	0 –	0 –	0 –	0 –	0 –	0 –	0 –	0 –	0 –	0 –	0 –	0 –	0 –	1 (100.0%)	1 (100.0%)	0 (0.0%)
	埼玉県南西部消防本部	1 (100.0%)	1 (100.0%)	0 (0.0%)	0 (0.0%)	0 (0.0%)	0 (0.0%)	0 (0.0%)	1 (100.0%)	1 (100.0%)	1 (100.0%)	0 (0.0%)	0 (0.0%)	0 (0.0%)	1 (100.0%)	0 (0.0%)	1 (100.0%)	1 (100.0%)	1 (100.0%)	0 (0.0%)
	秩父消防本部	2 (100.0%)	2 (100.0%)	0 (0.0%)	0 (0.0%)	0 (0.0%)	0 (0.0%)	0 (0.0%)	2 (100.0%)	2 (100.0%)	2 (100.0%)	0 (0.0%)	0 (0.0%)	0 (0.0%)	10 (100.0%)	8 (80.0%)	2 (20.0%)	4 (100.0%)	4 (100.0%)	0 (0.0%)
	入間東部地区事務組合消防本部	1 (100.0%)	1 (100.0%)	0 (0.0%)	0 (0.0%)	0 (0.0%)	0 (0.0%)	0 (0.0%)	1 (100.0%)	1 (100.0%)	1 (100.0%)	0 (0.0%)	0 (0.0%)	0 (0.0%)	2 (100.0%)	1 (50.0%)	1 (50.0%)	1 (100.0%)	1 (100.0%)	0 (0.0%)
	吉川松伏消防組合消防本部	0 –	0 –	0 –	0 –	0 –	0 –	0 –	0 –	0 –	0 –	0 –	0 –	0 –	0 –	0 –	0 –	2 (100.0%)	2 (100.0%)	0 (0.0%)
	児玉郡市広域消防本部	2 (100.0%)	2 (100.0%)	0 (0.0%)	0 (0.0%)	0 (0.0%)	0 (0.0%)	0 (0.0%)	2 (100.0%)	2 (100.0%)	2 (100.0%)	0 (0.0%)	0 (0.0%)	0 (0.0%)	10 (100.0%)	8 (80.0%)	2 (20.0%)	1 (100.0%)	1 (100.0%)	0 (0.0%)
	坂戸・鶴ヶ島消防組合消防本部	4 (100.0%)	3 (75.0%)	1 (25.0%)	0 (0.0%)	0 (0.0%)	0 (0.0%)	0 (0.0%)	4 (100.0%)	4 (100.0%)	1 (25.0%)	0 (0.0%)	0 (0.0%)	0 (0.0%)	3 (100.0%)	0 (0.0%)	3 (100.0%)	2 (100.0%)	1 (50.0%)	1 (50.0%)
	比企広域消防本部	3 (100.0%)	1 (33.3%)	0 (0.0%)	0 (0.0%)	0 (0.0%)	2 (66.7%)	0 (0.0%)	3 (100.0%)	2 (66.7%)	2 (66.7%)	0 (0.0%)	1 (33.3%)	0 (0.0%)	1 (100.0%)	0 (0.0%)	1 (100.0%)	2 (100.0%)	0 (0.0%)	2 (100.0%)
	川越地区消防局	2 (100.0%)	2 (100.0%)	0 (0.0%)	0 (0.0%)	0 (0.0%)	0 (0.0%)	0 (0.0%)	2 (100.0%)	1 (50.0%)	0 (0.0%)	1 (50.0%)	0 (0.0%)	0 (0.0%)	3 (100.0%)	1 (33.3%)	2 (66.7%)	1 (100.0%)	1 (100.0%)	0 (0.0%)
	埼玉県央広域消防本部	0 –	0 –	0 –	0 –	0 –	0 –	0 –	0 –	0 –	0 –	0 –	0 –	0 –	1 (100.0%)	1 (100.0%)	0 (0.0%)	0 –	0 –	0 –
	西入間広域消防組合消防本部	1 (100.0%)	0 (0.0%)	0 (0.0%)	0 (0.0%)	0 (0.0%)	1 (100.0%)	0 (0.0%)	1 (100.0%)	0 (0.0%)	0 (0.0%)	0 (0.0%)	1 (100.0%)	0 (0.0%)	0 –	0 –	0 –	2 (100.0%)	1 (50.0%)	1 (50.0%)
	埼玉西部消防局	3 (100.0%)	0 (0.0%)	2 (66.7%)	0 (0.0%)	0 (0.0%)	1 (33.3%)	0 (0.0%)	3 (100.0%)	1 (33.3%)	1 (33.3%)	1 (33.3%)	1 (33.3%)	0 (0.0%)	0 –	0 –	0 –	4 (100.0%)	1 (25.0%)	3 (75.0%)
	埼玉東部消防組合消防局	6 (100.0%)	3 (50.0%)	1 (16.7%)	1 (16.7%)	0 (0.0%)	1 (16.7%)	0 (0.0%)	6 (100.0%)	4 (66.7%)	4 (66.7%)	1 (16.7%)	1 (16.7%)	0 (0.0%)	5 (100.0%)	2 (40.0%)	3 (60.0%)	3 (100.0%)	0 (0.0%)	3 (100.0%)
	草加八潮消防局	2 (100.0%)	1 (50.0%)	0 (0.0%)	0 (0.0%)	0 (0.0%)	1 (50.0%)	0 (0.0%)	2 (100.0%)	2 (100.0%)	2 (100.0%)	0 (0.0%)	0 (0.0%)	0 (0.0%)	1 (100.0%)	0 (0.0%)	1 (100.0%)	1 (100.0%)	0 (0.0%)	1 (100.0%)
千葉県		283 (100.0%)	117 (41.3%)	105 (37.1%)	10 (3.5%)	8 (2.8%)	43 (15.2%)	0 (0.0%)	283 (100.0%)	224 (79.2%)	218 (97.3%)	49 (17.3%)	10 (3.5%)	0 (0.0%)	164 (100.0%)	47 (28.7%)	117 (71.3%)	284 (100.0%)	118 (41.5%)	166 (58.5%)
	千葉市消防局	16 (100.0%)	14 (87.5%)	2 (12.5%)	0 (0.0%)	0 (0.0%)	0 (0.0%)	0 (0.0%)	16 (100.0%)	10 (62.5%)	10 (62.5%)	5 (31.3%)	1 (6.3%)	0 (0.0%)	24 (100.0%)	10 (41.7%)	14 (58.3%)	13 (100.0%)	11 (84.6%)	2 (15.4%)
	銚子市消防本部	1 (100.0%)	0 (0.0%)	1 (100.0%)	0 (0.0%)	0 (0.0%)	0 (0.0%)	0 (0.0%)	1 (100.0%)	1 (100.0%)	1 (100.0%)	0 (0.0%)	0 (0.0%)	0 (0.0%)	0 –	0 –	0 –	1 (100.0%)	0 (0.0%)	1 (100.0%)

重大違反対象物※1の状況※2（特定防火対象物※3・防火対象物別）

都道府県名	消防本部名	重大違反対象物数※4	違反覚知からの経過年数 ※5						（参考）是正指導・是正措置の状況等						（参考）重大違反対象物の是正状況等					
			1年未満	1年以上3年未満	3年以上5年未満	5年以上10年未満	10年以上	不明※8	是正指導・是正措置中の対象物数	警告前段の行政指導実施中の対象物数	改修期限を定めている対象物数	警告対象物数	命令対象物数	告発対象物数	新規※6	是正	継続	前回調査※7	是正	継続
		A(O+R)	B(B/A)	C(C/A)	D(D/A)	E(E/A)	F(F/A)	G(G/A)	H(H/A)	I(I/H)	J(J/I)	K(K/A)	L(L/A)	M(M/A)	N(O+P)	O(O/N)	P(P/N)	Q(R+S)	R(R/Q)	S(S/Q)
	市川市消防局	2 (100.0%)	2 (100.0%)	0 (0.0%)	0 (0.0%)	0 (0.0%)	0 (0.0%)	0 (0.0%)	2 (100.0%)	2 (100.0%)	2 (100.0%)	0 (0.0%)	0 (0.0%)	0 (0.0%)	2 (100.0%)	0 (0.0%)	2 (100.0%)	0 –	0 –	0 –
	船橋市消防局	2 (100.0%)	0 (0.0%)	0 (0.0%)	0 (0.0%)	0 (0.0%)	2 (100.0%)	0 (0.0%)	2 (100.0%)	0 (0.0%)	0 (0.0%)	2 (100.0%)	0 (0.0%)	0 (0.0%)	0 –	0 –	0 –	2 (100.0%)	0 (0.0%)	2 (100.0%)
	木更津市消防本部	27 (100.0%)	26 (96.3%)	1 (3.7%)	0 (0.0%)	0 (0.0%)	0 (0.0%)	0 (0.0%)	27 (100.0%)	26 (96.3%)	26 (96.3%)	1 (3.7%)	0 (0.0%)	0 (0.0%)	29 (100.0%)	3 (10.3%)	26 (89.7%)	4 (100.0%)	3 (75.0%)	1 (25.0%)
	松戸市消防局	2 (100.0%)	1 (50.0%)	1 (50.0%)	0 (0.0%)	0 (0.0%)	0 (0.0%)	0 (0.0%)	2 (100.0%)	1 (50.0%)	1 (50.0%)	0 (0.0%)	1 (50.0%)	0 (0.0%)	1 (100.0%)	0 (0.0%)	1 (100.0%)	2 (100.0%)	1 (50.0%)	1 (50.0%)
	野田市消防本部	4 (100.0%)	2 (50.0%)	1 (25.0%)	0 (0.0%)	0 (0.0%)	1 (25.0%)	0 (0.0%)	4 (100.0%)	2 (50.0%)	2 (50.0%)	2 (50.0%)	0 (0.0%)	0 (0.0%)	2 (100.0%)	0 (0.0%)	2 (100.0%)	3 (100.0%)	1 (33.3%)	2 (66.7%)
	成田市消防本部	22 (100.0%)	4 (18.2%)	2 (9.1%)	1 (4.5%)	0 (0.0%)	15 (68.2%)	0 (0.0%)	22 (100.0%)	14 (63.6%)	14 (63.6%)	8 (36.4%)	0 (0.0%)	0 (0.0%)	5 (100.0%)	1 (20.0%)	4 (80.0%)	33 (100.0%)	15 (45.5%)	18 (54.5%)
	旭市消防本部	5 (100.0%)	3 (60.0%)	2 (40.0%)	0 (0.0%)	0 (0.0%)	0 (0.0%)	0 (0.0%)	5 (100.0%)	4 (80.0%)	4 (80.0%)	1 (20.0%)	0 (0.0%)	0 (0.0%)	5 (100.0%)	2 (40.0%)	3 (60.0%)	5 (100.0%)	3 (60.0%)	2 (40.0%)
	習志野市消防本部	4 (100.0%)	1 (25.0%)	3 (75.0%)	0 (0.0%)	0 (0.0%)	0 (0.0%)	0 (0.0%)	4 (100.0%)	4 (100.0%)	4 (100.0%)	0 (0.0%)	0 (0.0%)	0 (0.0%)	1 (100.0%)	0 (0.0%)	1 (100.0%)	6 (100.0%)	3 (50.0%)	3 (50.0%)
	柏市消防局	3 (100.0%)	0 (0.0%)	0 (0.0%)	3 (100.0%)	0 (0.0%)	0 (0.0%)	0 (0.0%)	3 (100.0%)	1 (33.3%)	1 (33.3%)	1 (33.3%)	1 (33.3%)	0 (0.0%)	0 –	0 –	0 –	3 (100.0%)	0 (0.0%)	3 (100.0%)
	市原市消防局	7 (100.0%)	0 (0.0%)	7 (100.0%)	0 (0.0%)	0 (0.0%)	0 (0.0%)	0 (0.0%)	7 (100.0%)	5 (71.4%)	5 (71.4%)	2 (28.6%)	0 (0.0%)	0 (0.0%)	0 –	0 –	0 –	16 (100.0%)	9 (56.3%)	7 (43.8%)
	流山市消防本部	1 (100.0%)	1 (100.0%)	0 (0.0%)	0 (0.0%)	0 (0.0%)	0 (0.0%)	0 (0.0%)	1 (100.0%)	1 (100.0%)	1 (100.0%)	0 (0.0%)	0 (0.0%)	0 (0.0%)	1 (100.0%)	0 (0.0%)	1 (100.0%)	1 (100.0%)	1 (100.0%)	0 (0.0%)
	八千代市消防本部	41 (100.0%)	2 (4.9%)	35 (85.4%)	1 (2.4%)	1 (2.4%)	2 (4.9%)	0 (0.0%)	41 (100.0%)	41 (100.0%)	41 (100.0%)	0 (0.0%)	0 (0.0%)	0 (0.0%)	4 (100.0%)	2 (50.0%)	2 (50.0%)	44 (100.0%)	5 (11.4%)	39 (88.6%)
	我孫子市消防本部	1 (100.0%)	1 (100.0%)	0 (0.0%)	0 (0.0%)	0 (0.0%)	0 (0.0%)	0 (0.0%)	1 (100.0%)	1 (100.0%)	1 (100.0%)	0 (0.0%)	0 (0.0%)	0 (0.0%)	5 (100.0%)	4 (80.0%)	1 (20.0%)	3 (100.0%)	3 (100.0%)	0 (0.0%)
	鎌ケ谷市消防本部	1 (100.0%)	1 (100.0%)	0 (0.0%)	0 (0.0%)	0 (0.0%)	0 (0.0%)	0 (0.0%)	1 (100.0%)	1 (100.0%)	1 (100.0%)	0 (0.0%)	0 (0.0%)	0 (0.0%)	1 (100.0%)	0 (0.0%)	1 (100.0%)	0 –	0 –	0 –
	君津市消防本部	0 –	0 –	0 –	0 –	0 –	0 –	0 –	0 –	0 –	0 –	0 –	0 –	0 –	0 –	0 –	0 –	0 –	0 –	0 –
	富津市消防本部	4 (100.0%)	0 (0.0%)	2 (50.0%)	0 (0.0%)	2 (50.0%)	0 (0.0%)	0 (0.0%)	4 (100.0%)	4 (100.0%)	4 (100.0%)	0 (0.0%)	0 (0.0%)	0 (0.0%)	0 –	0 –	0 –	6 (100.0%)	2 (33.3%)	4 (66.7%)
	浦安市消防本部	0 –	0 –	0 –	0 –	0 –	0 –	0 –	0 –	0 –	0 –	0 –	0 –	0 –	0 –	0 –	0 –	0 –	0 –	0 –
	四街道市消防本部	5 (100.0%)	0 (0.0%)	3 (60.0%)	2 (40.0%)	0 (0.0%)	0 (0.0%)	0 (0.0%)	5 (100.0%)	5 (100.0%)	5 (100.0%)	0 (0.0%)	0 (0.0%)	0 (0.0%)	1 (100.0%)	1 (100.0%)	0 (0.0%)	13 (100.0%)	8 (61.5%)	5 (38.5%)
	袖ケ浦市消防本部	0 –	0 –	0 –	0 –	0 –	0 –	0 –	0 –	0 –	0 –	0 –	0 –	0 –	0 –	0 –	0 –	0 –	0 –	0 –
	富里市消防本部	6 (100.0%)	0 (0.0%)	6 (100.0%)	0 (0.0%)	0 (0.0%)	0 (0.0%)	0 (0.0%)	6 (100.0%)	1 (16.7%)	1 (16.7%)	5 (83.3%)	0 (0.0%)	0 (0.0%)	1 (100.0%)	1 (100.0%)	0 (0.0%)	10 (100.0%)	4 (40.0%)	6 (60.0%)
	栄町消防本部	2 (100.0%)	0 (0.0%)	1 (50.0%)	0 (0.0%)	0 (0.0%)	1 (50.0%)	0 (0.0%)	2 (100.0%)	1 (50.0%)	1 (50.0%)	1 (50.0%)	0 (0.0%)	0 (0.0%)	0 –	0 –	0 –	2 (100.0%)	0 (0.0%)	2 (100.0%)
	安房郡市広域市町村圏事務組合消防本部	30 (100.0%)	7 (23.3%)	22 (73.3%)	0 (0.0%)	0 (0.0%)	1 (3.3%)	0 (0.0%)	30 (100.0%)	29 (96.7%)	29 (96.7%)	1 (3.3%)	0 (0.0%)	0 (0.0%)	9 (100.0%)	2 (22.2%)	7 (77.8%)	37 (100.0%)	14 (37.8%)	23 (62.2%)
	長生郡市広域市長村圏組合消防本部	50 (100.0%)	23 (46.0%)	7 (14.0%)	1 (2.0%)	3 (6.0%)	16 (32.0%)	0 (0.0%)	50 (100.0%)	37 (74.0%)	37 (74.0%)	13 (26.0%)	0 (0.0%)	0 (0.0%)	27 (100.0%)	4 (14.8%)	23 (85.2%)	39 (100.0%)	12 (30.8%)	27 (69.2%)
	匝瑳市横芝光町消防組合消防本部	15 (100.0%)	11 (73.3%)	3 (20.0%)	0 (0.0%)	1 (6.7%)	0 (0.0%)	0 (0.0%)	15 (100.0%)	12 (80.0%)	6 (40.0%)	3 (20.0%)	0 (0.0%)	0 (0.0%)	11 (100.0%)	0 (0.0%)	11 (100.0%)	4 (100.0%)	0 (0.0%)	4 (100.0%)
	山武郡市広域行政組合消防本部	20 (100.0%)	11 (55.0%)	5 (25.0%)	1 (5.0%)	0 (0.0%)	3 (15.0%)	0 (0.0%)	20 (100.0%)	13 (65.0%)	13 (65.0%)	1 (5.0%)	6 (30.0%)	0 (0.0%)	21 (100.0%)	10 (47.6%)	11 (52.4%)	21 (100.0%)	12 (57.1%)	9 (42.9%)
	香取広域市町村圏事務組合消防本部	6 (100.0%)	4 (66.7%)	0 (0.0%)	1 (16.7%)	0 (0.0%)	1 (16.7%)	0 (0.0%)	6 (100.0%)	6 (100.0%)	6 (100.0%)	0 (0.0%)	0 (0.0%)	0 (0.0%)	4 (100.0%)	0 (0.0%)	4 (100.0%)	2 (100.0%)	0 (0.0%)	2 (100.0%)
	佐倉市八街市酒々井町消防組合消防本部	2 (100.0%)	2 (100.0%)	0 (0.0%)	0 (0.0%)	0 (0.0%)	0 (0.0%)	0 (0.0%)	2 (100.0%)	0 (0.0%)	0 (0.0%)	2 (100.0%)	0 (0.0%)	0 (0.0%)	3 (100.0%)	1 (33.3%)	2 (66.7%)	0 –	0 –	0 –
	印西地区消防組合消防本部	1 (100.0%)	1 (100.0%)	0 (0.0%)	0 (0.0%)	0 (0.0%)	0 (0.0%)	0 (0.0%)	1 (100.0%)	0 (0.0%)	0 (0.0%)	1 (100.0%)	0 (0.0%)	0 (0.0%)	7 (100.0%)	6 (85.7%)	1 (14.3%)	1 (100.0%)	1 (100.0%)	0 (0.0%)
	夷隅郡市広域市町村圏事務組合消防本部	3 (100.0%)	0 (0.0%)	1 (33.3%)	0 (0.0%)	1 (33.3%)	1 (33.3%)	0 (0.0%)	3 (100.0%)	2 (66.7%)	2 (66.7%)	0 (0.0%)	1 (33.3%)	0 (0.0%)	0 –	0 –	0 –	13 (100.0%)	10 (76.9%)	3 (23.1%)
東京都		96 (100.0%)	41 (42.7%)	41 (42.7%)	8 (8.3%)	6 (6.3%)	0 (0.0%)	0 (0.0%)	96 (100.0%)	75 (78.1%)	25 (33.3%)	13 (13.5%)	7 (7.3%)	1 (1.0%)	69 (100.0%)	28 (40.6%)	41 (59.4%)	120 (100.0%)	65 (54.2%)	55 (45.8%)
	東京消防庁	82 (100.0%)	38 (46.3%)	31 (37.8%)	7 (8.5%)	6 (7.3%)	0 (0.0%)	0 (0.0%)	82 (100.0%)	61 (74.4%)	22 (26.8%)	13 (15.9%)	7 (8.5%)	1 (1.2%)	65 (100.0%)	27 (41.5%)	38 (58.5%)	103 (100.0%)	59 (57.3%)	44 (42.7%)

別紙２－１

重大違反対象物※1の状況※2（特定防火対象物※3・防火対象物別）

都道府県名	消防本部名	重大違反対象物数※4	違反覚知からの経過年数 ※5						（参考）是正指導・是正措置の状況等						（参考）重大違反対象物の是正状況等					
			1年未満	1年以上3年未満	3年以上5年未満	5年以上10年未満	10年以上	不明※8	是正指導・是正措置中の対象物数	警告前段の行政指導実施中の対象物数	改修期限を定めている対象物数	警告対象物数	命令対象物数	告発対象物数	新規※6	是正	継続	前回調査※7	是正	継続
		A(O+R)	B(B/A)	C(C/A)	D(D/A)	E(E/A)	F(F/A)	G(G/A)	H(H/A)	I(I/H)	J(J/I)	K(K/A)	L(L/A)	M(M/A)	N(O+P)	O(O/N)	P(P/N)	Q(R+S)	R(R/Q)	S(S/Q)
	稲城市消防本部	0	0	0	0	0	0	0	0	0	0	0	0	0	0	0	0	0	0	0
	大島町消防本部	0	0	0	0	0	0	0	0	0	0	0	0	0	0	0	0	0	0	0
	三宅村消防本部	3 (100.0%)	0 (0.0%)	3 (100.0%)	0 (0.0%)	0 (0.0%)	0 (0.0%)	0 (0.0%)	3 (100.0%)	3 (100.0%)	3 (100.0%)	0 (0.0%)	0 (0.0%)	0 (0.0%)	0	0	0	4 (100.0%)	1 (25.0%)	3 (75.0%)
	八丈町消防本部	11 (100.0%)	3 (27.3%)	7 (63.6%)	1 (9.1%)	0 (0.0%)	0 (0.0%)	0 (0.0%)	11 (100.0%)	11 (100.0%)	0 (0.0%)	0 (0.0%)	0 (0.0%)	0 (0.0%)	4 (100.0%)	1 (25.0%)	3 (75.0%)	13 (100.0%)	5 (38.5%)	8 (61.5%)
神奈川県		62 (100.0%)	30 (48.4%)	19 (30.6%)	3 (4.8%)	6 (9.7%)	4 (6.5%)	0 (0.0%)	62 (100.0%)	47 (75.8%)	46 (97.9%)	9 (14.5%)	5 (8.1%)	1 (1.6%)	61 (100.0%)	31 (50.8%)	30 (49.2%)	72 (100.0%)	40 (55.6%)	32 (44.4%)
	横浜市消防局	13 (100.0%)	4 (30.8%)	8 (61.5%)	0 (0.0%)	1 (7.7%)	0 (0.0%)	0 (0.0%)	13 (100.0%)	7 (53.8%)	7 (53.8%)	4 (30.8%)	2 (15.4%)	0 (0.0%)	4 (100.0%)	0 (0.0%)	4 (100.0%)	21 (100.0%)	12 (57.1%)	9 (42.9%)
	川崎市消防局	11 (100.0%)	9 (81.8%)	1 (9.1%)	1 (9.1%)	0 (0.0%)	0 (0.0%)	0 (0.0%)	11 (100.0%)	9 (81.8%)	9 (81.8%)	1 (9.1%)	1 (9.1%)	0 (0.0%)	18 (100.0%)	9 (50.0%)	9 (50.0%)	11 (100.0%)	9 (81.8%)	2 (18.2%)
	相模原市消防局	0	0	0	0	0	0	0	0	0	0	0	0	0	0	0	0	0	0	0
	横須賀市消防局	9 (100.0%)	7 (77.8%)	2 (22.2%)	0 (0.0%)	0 (0.0%)	0 (0.0%)	0 (0.0%)	9 (100.0%)	9 (100.0%)	9 (100.0%)	0 (0.0%)	0 (0.0%)	0 (0.0%)	19 (100.0%)	12 (63.2%)	7 (36.8%)	4 (100.0%)	2 (50.0%)	2 (50.0%)
	平塚市消防本部	5 (100.0%)	0 (0.0%)	0 (0.0%)	1 (20.0%)	4 (80.0%)	0 (0.0%)	0 (0.0%)	5 (100.0%)	5 (100.0%)	5 (100.0%)	0 (0.0%)	0 (0.0%)	0 (0.0%)	4 (100.0%)	4 (100.0%)	0 (0.0%)	10 (100.0%)	5 (50.0%)	5 (50.0%)
	鎌倉市消防本部	0	0	0	0	0	0	0	0	0	0	0	0	0	0	0	0	0	0	0
	藤沢市消防局	7 (100.0%)	3 (42.9%)	4 (57.1%)	0 (0.0%)	0 (0.0%)	0 (0.0%)	0 (0.0%)	7 (100.0%)	5 (71.4%)	4 (57.1%)	2 (28.6%)	0 (0.0%)	0 (0.0%)	3 (100.0%)	0 (0.0%)	3 (100.0%)	4 (100.0%)	0 (0.0%)	4 (100.0%)
	小田原市消防本部	7 (100.0%)	6 (85.7%)	1 (14.3%)	0 (0.0%)	0 (0.0%)	0 (0.0%)	0 (0.0%)	7 (100.0%)	7 (100.0%)	7 (100.0%)	0 (0.0%)	0 (0.0%)	0 (0.0%)	9 (100.0%)	3 (33.3%)	6 (66.7%)	4 (100.0%)	3 (75.0%)	1 (25.0%)
	茅ヶ崎市消防本部	1 (100.0%)	0 (0.0%)	1 (100.0%)	0 (0.0%)	0 (0.0%)	0 (0.0%)	0 (0.0%)	1 (100.0%)	1 (100.0%)	1 (100.0%)	0 (0.0%)	0 (0.0%)	0 (0.0%)	0	0	0	1 (100.0%)	0 (0.0%)	1 (100.0%)
	逗子市消防本部	2 (100.0%)	0 (0.0%)	1 (50.0%)	0 (0.0%)	1 (50.0%)	0 (0.0%)	0 (0.0%)	2 (100.0%)	1 (50.0%)	1 (50.0%)	0 (0.0%)	0 (0.0%)	1 (50.0%)	0	0	0	2 (100.0%)	0 (0.0%)	2 (100.0%)
	秦野市消防本部	1 (100.0%)	0 (0.0%)	0 (0.0%)	0 (0.0%)	0 (0.0%)	1 (100.0%)	0 (0.0%)	1 (100.0%)	1 (100.0%)	1 (100.0%)	0 (0.0%)	0 (0.0%)	0 (0.0%)	1 (100.0%)	1 (100.0%)	0 (0.0%)	1 (100.0%)	0 (0.0%)	1 (100.0%)
	厚木市消防本部	3 (100.0%)	0 (0.0%)	0 (0.0%)	1 (33.3%)	0 (0.0%)	2 (66.7%)	0 (0.0%)	3 (100.0%)	0 (0.0%)	0 (0.0%)	2 (66.7%)	1 (33.3%)	0 (0.0%)	1 (100.0%)	1 (100.0%)	0 (0.0%)	9 (100.0%)	6 (66.7%)	3 (33.3%)
	大和市消防本部	2 (100.0%)	0 (0.0%)	1 (50.0%)	0 (0.0%)	0 (0.0%)	1 (50.0%)	0 (0.0%)	2 (100.0%)	1 (50.0%)	1 (50.0%)	0 (0.0%)	1 (50.0%)	0 (0.0%)	0	0	0	2 (100.0%)	0 (0.0%)	2 (100.0%)
	伊勢原市消防本部	0	0	0	0	0	0	0	0	0	0	0	0	0	0	0	0	1 (100.0%)	1 (100.0%)	0 (0.0%)
	海老名市消防本部	0	0	0	0	0	0	0	0	0	0	0	0	0	0	0	0	1 (100.0%)	1 (100.0%)	0 (0.0%)
	座間市消防本部	0	0	0	0	0	0	0	0	0	0	0	0	0	0	0	0	0	0	0
	綾瀬市消防本部	0	0	0	0	0	0	0	0	0	0	0	0	0	1 (100.0%)	1 (100.0%)	0 (0.0%)	0	0	0
	葉山町消防本部	1 (100.0%)	1 (100.0%)	0 (0.0%)	0 (0.0%)	0 (0.0%)	0 (0.0%)	0 (0.0%)	1 (100.0%)	1 (100.0%)	1 (100.0%)	0 (0.0%)	0 (0.0%)	0 (0.0%)	1 (100.0%)	0 (0.0%)	1 (100.0%)	0	0	0
	寒川町消防本部	0	0	0	0	0	0	0	0	0	0	0	0	0	0	0	0	0	0	0
	大磯町消防本部	0	0	0	0	0	0	0	0	0	0	0	0	0	0	0	0	0	0	0
	二宮町消防本部	0	0	0	0	0	0	0	0	0	0	0	0	0	0	0	0	0	0	0
	箱根町消防本部	0	0	0	0	0	0	0	0	0	0	0	0	0	0	0	0	1 (100.0%)	1 (100.0%)	0 (0.0%)
	湯河原町消防本部	0	0	0	0	0	0	0	0	0	0	0	0	0	0	0	0	0	0	0
	愛川町消防本部	0	0	0	0	0	0	0	0	0	0	0	0	0	0	0	0	0	0	0
新潟県		76 (100.0%)	44 (57.9%)	15 (19.7%)	4 (5.3%)	1 (1.3%)	12 (15.8%)	0 (0.0%)	76 (100.0%)	54 (71.1%)	52 (96.3%)	22 (28.9%)	0 (0.0%)	0 (0.0%)	62 (100.0%)	18 (29.0%)	44 (71.0%)	90 (100.0%)	58 (64.4%)	32 (35.6%)
	新潟市消防局	0	0	0	0	0	0	0	0	0	0	0	0	0	1 (100.0%)	1 (100.0%)	0 (0.0%)	4 (100.0%)	4 (100.0%)	0 (0.0%)

重大違反対象物※1の状況※2（特定防火対象物※3・防火対象物別）

都道府県名	消防本部名	重大違反対象物数※4	違反覚知からの経過年数 ※5						（参考）是正指導・是正措置の状況等						（参考）重大違反対象物の是正状況等					
			1年未満	1年以上3年未満	3年以上5年未満	5年以上10年未満	10年以上	不明※8	是正指導・是正措置中の対象物数	警告前段の行政指導実施中の対象物数	改修期限を定めている対象物数	警告対象物数	命令対象物数	告発対象物数	新規※6	是正	継続	前回調査※7	是正	継続
		A(O+R)	B(B/A)	C(C/A)	D(D/A)	E(E/A)	F(F/A)	G(G/A)	H(H/A)	I(I/H)	J(J/I)	K(K/A)	L(L/A)	M(M/A)	N(O+P)	O(O/N)	P(P/N)	Q(R+S)	R(R/Q)	S(S/Q)
	長岡市消防本部	0	0	0	0	0	0	0	0	0	0	0	0	0	3 (100.0%)	3 (100.0%)	0 (0.0%)	2 (100.0%)	2 (100.0%)	0 (0.0%)
	三条市消防本部	3 (100.0%)	1 (33.3%)	0 (0.0%)	0 (0.0%)	1 (33.3%)	1 (33.3%)	0 (0.0%)	3 (100.0%)	2 (66.7%)	2 (66.7%)	1 (33.3%)	0 (0.0%)	0 (0.0%)	1 (100.0%)	0 (0.0%)	1 (100.0%)	4 (100.0%)	2 (50.0%)	2 (50.0%)
	柏崎市消防本部	0	0	0	0	0	0	0	0	0	0	0	0	0	1 (100.0%)	1 (100.0%)	0 (0.0%)	1 (100.0%)	1 (100.0%)	0 (0.0%)
	小千谷市消防本部	1 (100.0%)	0 (0.0%)	1 (100.0%)	0 (0.0%)	0 (0.0%)	0 (0.0%)	0 (0.0%)	1 (100.0%)	1 (100.0%)	1 (100.0%)	0 (0.0%)	0 (0.0%)	0 (0.0%)	0	0	0	1 (100.0%)	0 (0.0%)	1 (100.0%)
	見附市消防本部	0	0	0	0	0	0	0	0	0	0	0	0	0	0	0	0	0	0	0
	村上市消防本部	0	0	0	0	0	0	0	0	0	0	0	0	0	0	0	0	1 (100.0%)	1 (100.0%)	0 (0.0%)
	糸魚川市消防本部	0	0	0	0	0	0	0	0	0	0	0	0	0	0	0	0	0	0	0
	五泉市消防本部	0	0	0	0	0	0	0	0	0	0	0	0	0	0	0	0	7 (100.0%)	7 (100.0%)	0 (0.0%)
	阿賀野市消防本部	1 (100.0%)	0 (0.0%)	1 (100.0%)	0 (0.0%)	0 (0.0%)	0 (0.0%)	0 (0.0%)	1 (100.0%)	1 (100.0%)	1 (100.0%)	0 (0.0%)	0 (0.0%)	0 (0.0%)	1 (100.0%)	1 (100.0%)	0 (0.0%)	1 (100.0%)	0 (0.0%)	1 (100.0%)
	佐渡市消防本部	2 (100.0%)	2 (100.0%)	0 (0.0%)	0 (0.0%)	0 (0.0%)	0 (0.0%)	0 (0.0%)	2 (100.0%)	1 (50.0%)	0 (0.0%)	1 (50.0%)	0 (0.0%)	0 (0.0%)	2 (100.0%)	0 (0.0%)	2 (100.0%)	2 (100.0%)	2 (100.0%)	0 (0.0%)
	魚沼市消防本部	0	0	0	0	0	0	0	0	0	0	0	0	0	0	0	0	0	0	0
	南魚沼市消防本部	29 (100.0%)	21 (72.4%)	7 (24.1%)	1 (3.4%)	0 (0.0%)	0 (0.0%)	0 (0.0%)	29 (100.0%)	29 (100.0%)	29 (100.0%)	0 (0.0%)	0 (0.0%)	0 (0.0%)	22 (100.0%)	1 (4.5%)	21 (95.5%)	16 (100.0%)	8 (50.0%)	8 (50.0%)
	阿賀町消防本部	5 (100.0%)	0 (0.0%)	2 (40.0%)	1 (20.0%)	0 (0.0%)	2 (40.0%)	0 (0.0%)	5 (100.0%)	5 (100.0%)	5 (100.0%)	0 (0.0%)	0 (0.0%)	0 (0.0%)	0	0	0	5 (100.0%)	0 (0.0%)	5 (100.0%)
	加茂地域消防本部	1 (100.0%)	0 (0.0%)	0 (0.0%)	0 (0.0%)	0 (0.0%)	1 (100.0%)	0 (0.0%)	1 (100.0%)	1 (100.0%)	1 (100.0%)	0 (0.0%)	0 (0.0%)	0 (0.0%)	0	0	0	2 (100.0%)	1 (50.0%)	1 (50.0%)
	燕・弥彦総合事務組合消防本部	5 (100.0%)	1 (20.0%)	1 (20.0%)	0 (0.0%)	0 (0.0%)	3 (60.0%)	0 (0.0%)	5 (100.0%)	4 (80.0%)	4 (80.0%)	1 (20.0%)	0 (0.0%)	0 (0.0%)	1 (100.0%)	0 (0.0%)	1 (100.0%)	11 (100.0%)	7 (63.6%)	4 (36.4%)
	新発田地域広域事務組合消防本部	8 (100.0%)	0 (0.0%)	1 (12.5%)	2 (25.0%)	0 (0.0%)	5 (62.5%)	0 (0.0%)	8 (100.0%)	8 (100.0%)	8 (100.0%)	0 (0.0%)	0 (0.0%)	0 (0.0%)	1 (100.0%)	1 (100.0%)	0 (0.0%)	25 (100.0%)	17 (68.0%)	8 (32.0%)
	十日町地域消防本部	1 (100.0%)	0 (0.0%)	1 (100.0%)	0 (0.0%)	0 (0.0%)	0 (0.0%)	0 (0.0%)	1 (100.0%)	1 (100.0%)	0 (0.0%)	0 (0.0%)	0 (0.0%)	0 (0.0%)	6 (100.0%)	6 (100.0%)	0 (0.0%)	5 (100.0%)	4 (80.0%)	1 (20.0%)
	上越地域消防局	20 (100.0%)	19 (95.0%)	1 (5.0%)	0 (0.0%)	0 (0.0%)	0 (0.0%)	0 (0.0%)	20 (100.0%)	1 (5.0%)	1 (5.0%)	19 (95.0%)	0 (0.0%)	0 (0.0%)	23 (100.0%)	4 (17.4%)	19 (82.6%)	3 (100.0%)	2 (66.7%)	1 (33.3%)
富山県		9 (100.0%)	3 (33.3%)	4 (44.4%)	0 (0.0%)	1 (11.1%)	1 (11.1%)	0 (0.0%)	9 (100.0%)	6 (66.7%)	6 (100.0%)	2 (22.2%)	1 (11.1%)	0 (0.0%)	3 (100.0%)	0 (0.0%)	3 (100.0%)	16 (100.0%)	10 (62.5%)	6 (37.5%)
	富山市消防局	1 (100.0%)	0 (0.0%)	1 (100.0%)	0 (0.0%)	0 (0.0%)	0 (0.0%)	0 (0.0%)	1 (100.0%)	0 (0.0%)	0 (0.0%)	1 (100.0%)	0 (0.0%)	0 (0.0%)	0	0	0	1 (100.0%)	0 (0.0%)	1 (100.0%)
	高岡市消防本部	2 (100.0%)	2 (100.0%)	0 (0.0%)	0 (0.0%)	0 (0.0%)	0 (0.0%)	0 (0.0%)	2 (100.0%)	1 (50.0%)	1 (50.0%)	1 (50.0%)	0 (0.0%)	0 (0.0%)	2 (100.0%)	0 (0.0%)	2 (100.0%)	0	0	0
	氷見市消防本部	2 (100.0%)	0 (0.0%)	2 (100.0%)	0 (0.0%)	0 (0.0%)	0 (0.0%)	0 (0.0%)	2 (100.0%)	2 (100.0%)	2 (100.0%)	0 (0.0%)	0 (0.0%)	0 (0.0%)	0	0	0	3 (100.0%)	1 (33.3%)	2 (66.7%)
	射水市消防本部	0	0	0	0	0	0	0	0	0	0	0	0	0	0	0	0	0	0	0
	立山町消防本部	1 (100.0%)	0 (0.0%)	0 (0.0%)	0 (0.0%)	0 (0.0%)	1 (100.0%)	0 (0.0%)	1 (100.0%)	1 (100.0%)	1 (100.0%)	0 (0.0%)	0 (0.0%)	0 (0.0%)	0	0	0	1 (100.0%)	0 (0.0%)	1 (100.0%)
	砺波地域消防組合消防本部	1 (100.0%)	0 (0.0%)	0 (0.0%)	0 (0.0%)	1 (100.0%)	0 (0.0%)	0 (0.0%)	1 (100.0%)	1 (100.0%)	1 (100.0%)	0 (0.0%)	0 (0.0%)	0 (0.0%)	0	0	0	10 (100.0%)	9 (90.0%)	1 (10.0%)
	富山県東部消防組合消防本部	1 (100.0%)	1 (100.0%)	0 (0.0%)	0 (0.0%)	0 (0.0%)	0 (0.0%)	0 (0.0%)	1 (100.0%)	1 (100.0%)	1 (100.0%)	0 (0.0%)	0 (0.0%)	0 (0.0%)	1 (100.0%)	0 (0.0%)	1 (100.0%)	0	0	0
	新川地域消防本部	1 (100.0%)	0 (0.0%)	1 (100.0%)	0 (0.0%)	0 (0.0%)	0 (0.0%)	0 (0.0%)	1 (100.0%)	0 (0.0%)	0 (0.0%)	0 (0.0%)	1 (100.0%)	0 (0.0%)	0	0	0	1 (100.0%)	0 (0.0%)	1 (100.0%)
石川県		20 (100.0%)	0 (0.0%)	2 (10.0%)	1 (5.0%)	5 (25.0%)	12 (60.0%)	0 (0.0%)	20 (100.0%)	19 (95.0%)	18 (94.7%)	0 (0.0%)	1 (5.0%)	0 (0.0%)	3 (100.0%)	3 (100.0%)	0 (0.0%)	63 (100.0%)	43 (68.3%)	20 (31.7%)
	金沢市消防局	0	0	0	0	0	0	0	0	0	0	0	0	0	1 (100.0%)	1 (100.0%)	0 (0.0%)	0	0	0
	七尾鹿島消防本部	6 (100.0%)	0 (0.0%)	1 (16.7%)	0 (0.0%)	4 (66.7%)	1 (16.7%)	0 (0.0%)	6 (100.0%)	5 (83.3%)	5 (83.3%)	0 (0.0%)	1 (16.7%)	0 (0.0%)	0	0	0	15 (100.0%)	9 (60.0%)	6 (40.0%)
	小松市消防本部	0	0	0	0	0	0	0	0	0	0	0	0	0	0	0	0	0	0	0

別紙２－１

重大違反対象物※1の状況※2（特定防火対象物※3・防火対象物別）

都道府県名	消防本部名	重大違反対象物数※4	違反覚知からの経過年数 ※5						（参考）是正指導・是正措置の状況等						（参考）重大違反対象物の是正状況等					
			1年未満	1年以上3年未満	3年以上5年未満	5年以上10年未満	10年以上	不明※8	是正指導・是正措置中の対象物数	警告前段の行政指導実施中の対象物数	改修期限を定めている対象物数	警告対象物数	命令対象物数	告発対象物数	新規※6	是正	継続	前回調査※7	是正	継続
		A(O+R)	B(B/A)	C(C/A)	D(D/A)	E(E/A)	F(F/A)	G(G/A)	H(H/A)	I(I/H)	J(J/I)	K(K/A)	L(L/A)	M(M/A)	N(O+P)	O(O/N)	P(P/N)	Q(R+S)	R(R/Q)	S(S/Q)
	加賀市消防本部	0	0	0	0	0	0	0	0	0	0	0	0	0	0	0	0	0	0	0
	かほく市消防本部	0	0	0	0	0	0	0	0	0	0	0	0	0	0	0	0	0	0	0
	能美市消防本部	0	0	0	0	0	0	0	0	0	0	0	0	0	0	0	0	10 (100.0%)	10 (100.0%)	0 (0.0%)
	津幡町消防本部	0	0	0	0	0	0	0	0	0	0	0	0	0	0	0	0	4 (100.0%)	4 (100.0%)	0 (0.0%)
	内灘町消防本部	0	0	0	0	0	0	0	0	0	0	0	0	0	0	0	0	3 (100.0%)	3 (100.0%)	0 (0.0%)
	羽咋郡市広域圏事務組合消防本部	0	0	0	0	0	0	0	0	0	0	0	0	0	0	0	0	0	0	0
	白山野々市広域消防本部	11 (100.0%)	0 (0.0%)	1 (9.1%)	0 (0.0%)	0 (0.0%)	10 (90.9%)	0 (0.0%)	11 (100.0%)	11 (100.0%)	11 (100.0%)	0 (0.0%)	0 (0.0%)	0 (0.0%)	0	0	0	16 (100.0%)	5 (31.3%)	11 (68.8%)
	奥能登広域圏事務組合消防本部	3 (100.0%)	0 (0.0%)	0 (0.0%)	1 (33.3%)	1 (33.3%)	1 (33.3%)	0 (0.0%)	3 (100.0%)	3 (100.0%)	2 (66.7%)	0 (0.0%)	0 (0.0%)	0 (0.0%)	2 (100.0%)	2 (100.0%)	0 (0.0%)	15 (100.0%)	12 (80.0%)	3 (20.0%)
福井県		17 (100.0%)	5 (29.4%)	3 (17.6%)	1 (5.9%)	7 (41.2%)	1 (5.9%)	0 (0.0%)	17 (100.0%)	14 (82.4%)	14 (100.0%)	2 (11.8%)	1 (5.9%)	0 (0.0%)	9 (100.0%)	4 (44.4%)	5 (55.6%)	23 (100.0%)	11 (47.8%)	12 (52.2%)
	福井市消防局	0	0	0	0	0	0	0	0	0	0	0	0	0	0	0	0	1 (100.0%)	1 (100.0%)	0 (0.0%)
	大野市消防本部	0	0	0	0	0	0	0	0	0	0	0	0	0	0	0	0	0	0	0
	勝山市消防本部	0	0	0	0	0	0	0	0	0	0	0	0	0	0	0	0	0	0	0
	永平寺町消防本部	0	0	0	0	0	0	0	0	0	0	0	0	0	0	0	0	1 (100.0%)	1 (100.0%)	0 (0.0%)
	嶺北消防組合消防本部	5 (100.0%)	2 (40.0%)	2 (40.0%)	0 (0.0%)	0 (0.0%)	1 (20.0%)	0 (0.0%)	5 (100.0%)	4 (80.0%)	4 (80.0%)	0 (0.0%)	1 (20.0%)	0 (0.0%)	2 (100.0%)	0 (0.0%)	2 (100.0%)	3 (100.0%)	0 (0.0%)	3 (100.0%)
	鯖江・丹生消防組合	4 (100.0%)	3 (75.0%)	1 (25.0%)	0 (0.0%)	0 (0.0%)	0 (0.0%)	0 (0.0%)	4 (100.0%)	2 (50.0%)	2 (50.0%)	2 (50.0%)	0 (0.0%)	0 (0.0%)	7 (100.0%)	4 (57.1%)	3 (42.9%)	6 (100.0%)	5 (83.3%)	1 (16.7%)
	南越消防組合消防本部	0	0	0	0	0	0	0	0	0	0	0	0	0	0	0	0	0	0	0
	敦賀美方消防組合消防本部	0	0	0	0	0	0	0	0	0	0	0	0	0	0	0	0	3 (100.0%)	3 (100.0%)	0 (0.0%)
	若狭消防組合消防本部	8 (100.0%)	0 (0.0%)	0 (0.0%)	1 (12.5%)	7 (87.5%)	0 (0.0%)	0 (0.0%)	8 (100.0%)	8 (100.0%)	8 (100.0%)	0 (0.0%)	0 (0.0%)	0 (0.0%)	0	0	0	9 (100.0%)	1 (11.1%)	8 (88.9%)
山梨県		52 (100.0%)	28 (53.8%)	11 (21.2%)	1 (1.9%)	1 (1.9%)	11 (21.2%)	0 (0.0%)	52 (100.0%)	45 (86.5%)	28 (62.2%)	7 (13.5%)	0 (0.0%)	0 (0.0%)	77 (100.0%)	49 (63.6%)	28 (36.4%)	66 (100.0%)	42 (63.6%)	24 (36.4%)
	甲府地区広域行政事務組合消防本部	5 (100.0%)	4 (80.0%)	1 (20.0%)	0 (0.0%)	0 (0.0%)	0 (0.0%)	0 (0.0%)	5 (100.0%)	5 (100.0%)	5 (100.0%)	0 (0.0%)	0 (0.0%)	0 (0.0%)	19 (100.0%)	15 (78.9%)	4 (21.1%)	8 (100.0%)	7 (87.5%)	1 (12.5%)
	都留市消防本部	1 (100.0%)	0 (0.0%)	1 (100.0%)	0 (0.0%)	0 (0.0%)	0 (0.0%)	0 (0.0%)	1 (100.0%)	1 (100.0%)	1 (100.0%)	0 (0.0%)	0 (0.0%)	0 (0.0%)	0	0	0	1 (100.0%)	0 (0.0%)	1 (100.0%)
	富士五湖消防本部	9 (100.0%)	9 (100.0%)	0 (0.0%)	0 (0.0%)	0 (0.0%)	0 (0.0%)	0 (0.0%)	9 (100.0%)	3 (33.3%)	3 (33.3%)	6 (66.7%)	0 (0.0%)	0 (0.0%)	29 (100.0%)	20 (69.0%)	9 (31.0%)	7 (100.0%)	7 (100.0%)	0 (0.0%)
	大月市消防本部	0	0	0	0	0	0	0	0	0	0	0	0	0	0	0	0	1 (100.0%)	1 (100.0%)	0 (0.0%)
	峡北広域行政事務組合消防本部	11 (100.0%)	8 (72.7%)	0 (0.0%)	0 (0.0%)	0 (0.0%)	3 (27.3%)	0 (0.0%)	11 (100.0%)	11 (100.0%)	11 (100.0%)	0 (0.0%)	0 (0.0%)	0 (0.0%)	13 (100.0%)	5 (38.5%)	8 (61.5%)	10 (100.0%)	7 (70.0%)	3 (30.0%)
	笛吹市消防本部	16 (100.0%)	6 (37.5%)	6 (37.5%)	1 (6.3%)	1 (6.3%)	2 (12.5%)	0 (0.0%)	16 (100.0%)	16 (100.0%)	0 (0.0%)	0 (0.0%)	0 (0.0%)	0 (0.0%)	12 (100.0%)	6 (50.0%)	6 (50.0%)	18 (100.0%)	8 (44.4%)	10 (55.6%)
	峡南広域行政組合消防本部	0	0	0	0	0	0	0	0	0	0	0	0	0	3 (100.0%)	3 (100.0%)	0 (0.0%)	5 (100.0%)	5 (100.0%)	0 (0.0%)
	東山梨消防本部	4 (100.0%)	1 (25.0%)	0 (0.0%)	0 (0.0%)	0 (0.0%)	3 (75.0%)	0 (0.0%)	4 (100.0%)	3 (75.0%)	2 (50.0%)	1 (25.0%)	0 (0.0%)	0 (0.0%)	1 (100.0%)	0 (0.0%)	1 (100.0%)	6 (100.0%)	3 (50.0%)	3 (50.0%)
	上野原市消防本部	0	0	0	0	0	0	0	0	0	0	0	0	0	0	0	0	0	0	0
	南アルプス市消防本部	6 (100.0%)	0 (0.0%)	3 (50.0%)	0 (0.0%)	0 (0.0%)	3 (50.0%)	0 (0.0%)	6 (100.0%)	6 (100.0%)	6 (100.0%)	0 (0.0%)	0 (0.0%)	0 (0.0%)	0	0	0	10 (100.0%)	4 (40.0%)	6 (60.0%)
長野県		309 (100.0%)	28 (9.1%)	174 (56.3%)	7 (2.3%)	19 (6.1%)	81 (26.2%)	0 (0.0%)	309 (100.0%)	302 (97.7%)	246 (81.5%)	5 (1.6%)	2 (0.6%)	0 (0.0%)	55 (100.0%)	27 (49.1%)	28 (50.9%)	571 (100.0%)	290 (50.8%)	281 (49.2%)
	長野市消防局	14 (100.0%)	12 (85.7%)	2 (14.3%)	0 (0.0%)	0 (0.0%)	0 (0.0%)	0 (0.0%)	14 (100.0%)	13 (92.9%)	4 (28.6%)	1 (7.1%)	0 (0.0%)	0 (0.0%)	27 (100.0%)	15 (55.6%)	12 (44.4%)	13 (100.0%)	11 (84.6%)	2 (15.4%)

別紙2－1

重大違反対象物※1の状況※2（特定防火対象物※3・防火対象物別）

都道府県名	消防本部名	重大違反対象物数※4	違反覚知からの経過年数 ※5						（参考）是正指導・是正措置の状況等						（参考）重大違反対象物の是正状況等					
			1年未満	1年以上3年未満	3年以上5年未満	5年以上10年未満	10年以上	不明※8	是正指導・是正措置中の対象物数	警告前段の行政指導実施中の対象物数	改修期限を定めている対象物数	警告対象物数	命令対象物数	告発対象物数	新規※6	是正	継続	前回調査※7	是正	継続
		A(O+R)	B(B/A)	C(C/A)	D(D/A)	E(E/A)	F(F/A)	G(G/A)	H(H/A)	I(I/H)	J(J/I)	K(K/A)	L(L/A)	M(M/A)	N(O+P)	O(O/N)	P(P/N)	Q(R+S)	R(R/Q)	S(S/Q)
	松本広域消防局	13 (100.0%)	5 (38.5%)	4 (30.8%)	1 (7.7%)	0 (0.0%)	3 (23.1%)	0 (0.0%)	13 (100.0%)	11 (84.6%)	11 (84.6%)	0 (0.0%)	2 (15.4%)	0 (0.0%)	12 (100.0%)	7 (58.3%)	5 (41.7%)	21 (100.0%)	13 (61.9%)	8 (38.1%)
	佐久広域連合消防本部	2 (100.0%)	0 (0.0%)	2 (100.0%)	0 (0.0%)	0 (0.0%)	0 (0.0%)	0 (0.0%)	2 (100.0%)	2 (100.0%)	0 (0.0%)	0 (0.0%)	0 (0.0%)	0 (0.0%)	–	0 –	0 –	2 (100.0%)	0 (0.0%)	2 (100.0%)
	飯田広域消防本部	12 (100.0%)	0 (0.0%)	1 (8.3%)	1 (8.3%)	3 (25.0%)	7 (58.3%)	0 (0.0%)	12 (100.0%)	11 (91.7%)	11 (91.7%)	1 (8.3%)	0 (0.0%)	0 (0.0%)	–	0 –	0 –	40 (100.0%)	28 (70.0%)	12 (30.0%)
	上田地域広域連合消防本部	4 (100.0%)	4 (100.0%)	0 (0.0%)	0 (0.0%)	0 (0.0%)	0 (0.0%)	0 (0.0%)	4 (100.0%)	4 (100.0%)	0 (0.0%)	0 (0.0%)	0 (0.0%)	0 (0.0%)	5 (100.0%)	1 (20.0%)	4 (80.0%)	0 –	0 –	0 –
	諏訪広域消防本部	48 (100.0%)	1 (2.1%)	42 (87.5%)	0 (0.0%)	3 (6.3%)	2 (4.2%)	0 (0.0%)	48 (100.0%)	47 (97.9%)	47 (97.9%)	1 (2.1%)	0 (0.0%)	0 (0.0%)	2 (100.0%)	1 (50.0%)	1 (50.0%)	95 (100.0%)	48 (50.5%)	47 (49.5%)
	上伊那広域消防本部	20 (100.0%)	2 (10.0%)	15 (75.0%)	1 (5.0%)	2 (10.0%)	0 (0.0%)	0 (0.0%)	20 (100.0%)	20 (100.0%)	20 (100.0%)	0 (0.0%)	0 (0.0%)	0 (0.0%)	2 (100.0%)	0 (0.0%)	2 (100.0%)	48 (100.0%)	30 (62.5%)	18 (37.5%)
	岳南広域消防本部	5 (100.0%)	1 (20.0%)	2 (40.0%)	1 (20.0%)	0 (0.0%)	1 (20.0%)	0 (0.0%)	5 (100.0%)	5 (100.0%)	1 (20.0%)	0 (0.0%)	0 (0.0%)	0 (0.0%)	3 (100.0%)	2 (66.7%)	1 (33.3%)	7 (100.0%)	3 (42.9%)	4 (57.1%)
	須坂市消防本部	21 (100.0%)	0 (0.0%)	13 (61.9%)	0 (0.0%)	3 (14.3%)	5 (23.8%)	0 (0.0%)	21 (100.0%)	19 (90.5%)	19 (90.5%)	2 (9.5%)	0 (0.0%)	0 (0.0%)	–	0 –	0 –	30 (100.0%)	9 (30.0%)	21 (70.0%)
	千曲坂城消防本部	10 (100.0%)	0 (0.0%)	5 (50.0%)	1 (10.0%)	0 (0.0%)	4 (40.0%)	0 (0.0%)	10 (100.0%)	10 (100.0%)	10 (100.0%)	0 (0.0%)	0 (0.0%)	0 (0.0%)	–	0 –	0 –	20 (100.0%)	10 (50.0%)	10 (50.0%)
	北アルプス広域消防本部	122 (100.0%)	2 (1.6%)	86 (70.5%)	2 (1.6%)	5 (4.1%)	27 (22.1%)	0 (0.0%)	122 (100.0%)	122 (100.0%)	85 (69.7%)	0 (0.0%)	0 (0.0%)	0 (0.0%)	3 (100.0%)	1 (33.3%)	2 (66.7%)	232 (100.0%)	112 (48.3%)	120 (51.7%)
	岳北消防本部	32 (100.0%)	1 (3.1%)	2 (6.3%)	0 (0.0%)	1 (3.1%)	28 (87.5%)	0 (0.0%)	32 (100.0%)	32 (100.0%)	32 (100.0%)	0 (0.0%)	0 (0.0%)	0 (0.0%)	1 (100.0%)	0 (0.0%)	1 (100.0%)	39 (100.0%)	8 (20.5%)	31 (79.5%)
	木曽広域消防本部	6 (100.0%)	0 (0.0%)	0 (0.0%)	0 (0.0%)	2 (33.3%)	4 (66.7%)	0 (0.0%)	6 (100.0%)	6 (100.0%)	6 (100.0%)	0 (0.0%)	0 (0.0%)	0 (0.0%)	–	0 –	0 –	24 (100.0%)	18 (75.0%)	6 (25.0%)
岐阜県		39 (100.0%)	18 (46.2%)	6 (15.4%)	8 (20.5%)	2 (5.1%)	5 (12.8%)	0 (0.0%)	39 (100.0%)	27 (69.2%)	26 (96.3%)	5 (12.8%)	7 (17.9%)	0 (0.0%)	38 (100.0%)	20 (52.6%)	18 (47.4%)	51 (100.0%)	30 (58.8%)	21 (41.2%)
	岐阜市消防本部	8 (100.0%)	7 (87.5%)	0 (0.0%)	1 (12.5%)	0 (0.0%)	0 (0.0%)	0 (0.0%)	8 (100.0%)	5 (62.5%)	5 (62.5%)	3 (37.5%)	0 (0.0%)	0 (0.0%)	10 (100.0%)	3 (30.0%)	7 (70.0%)	1 (100.0%)	0 (0.0%)	1 (100.0%)
	高山市消防本部	0 –	0 –	0 –	0 –	0 –	0 –	0 –	0 –	0 –	0 –	0 –	0 –	0 –	0 –	0 –	0 –	0 –	0 –	0 –
	多治見市消防本部	2 (100.0%)	0 (0.0%)	0 (0.0%)	0 (0.0%)	1 (50.0%)	1 (50.0%)	0 (0.0%)	2 (100.0%)	0 (0.0%)	0 (0.0%)	0 (0.0%)	2 (100.0%)	0 (0.0%)	–	0 –	0 –	4 (100.0%)	2 (50.0%)	2 (50.0%)
	中津川市消防本部	5 (100.0%)	1 (20.0%)	2 (40.0%)	1 (20.0%)	0 (0.0%)	1 (20.0%)	0 (0.0%)	5 (100.0%)	5 (100.0%)	5 (100.0%)	0 (0.0%)	0 (0.0%)	0 (0.0%)	3 (100.0%)	2 (66.7%)	1 (33.3%)	15 (100.0%)	11 (73.3%)	4 (26.7%)
	瑞浪市消防本部	6 (100.0%)	1 (16.7%)	1 (16.7%)	4 (66.7%)	0 (0.0%)	0 (0.0%)	0 (0.0%)	6 (100.0%)	6 (100.0%)	6 (100.0%)	0 (0.0%)	0 (0.0%)	0 (0.0%)	2 (100.0%)	1 (50.0%)	1 (50.0%)	6 (100.0%)	1 (16.7%)	5 (83.3%)
	羽島市消防本部	0 –	0 –	0 –	0 –	0 –	0 –	0 –	0 –	0 –	0 –	0 –	0 –	0 –	2 (100.0%)	2 (100.0%)	0 (0.0%)	0 –	0 –	0 –
	恵那市消防本部	0 –	0 –	0 –	0 –	0 –	0 –	0 –	0 –	0 –	0 –	0 –	0 –	0 –	0 –	0 –	0 –	4 (100.0%)	4 (100.0%)	0 (0.0%)
	土岐市消防本部	1 (100.0%)	1 (100.0%)	0 (0.0%)	0 (0.0%)	0 (0.0%)	0 (0.0%)	0 (0.0%)	1 (100.0%)	0 (0.0%)	0 (0.0%)	0 (0.0%)	1 (100.0%)	0 (0.0%)	1 (100.0%)	0 (0.0%)	1 (100.0%)	1 (100.0%)	1 (100.0%)	0 (0.0%)
	各務原市消防本部	1 (100.0%)	1 (100.0%)	0 (0.0%)	0 (0.0%)	0 (0.0%)	0 (0.0%)	0 (0.0%)	1 (100.0%)	1 (100.0%)	1 (100.0%)	0 (0.0%)	0 (0.0%)	0 (0.0%)	3 (100.0%)	2 (66.7%)	1 (33.3%)	2 (100.0%)	2 (100.0%)	0 (0.0%)
	飛騨市消防本部	1 (100.0%)	0 (0.0%)	1 (100.0%)	0 (0.0%)	0 (0.0%)	0 (0.0%)	0 (0.0%)	1 (100.0%)	1 (100.0%)	0 (0.0%)	0 (0.0%)	0 (0.0%)	0 (0.0%)	–	0 –	0 –	1 (100.0%)	0 (0.0%)	1 (100.0%)
	郡上市消防本部	0 –	0 –	0 –	0 –	0 –	0 –	0 –	0 –	0 –	0 –	0 –	0 –	0 –	0 –	0 –	0 –	0 –	0 –	0 –
	下呂市消防本部	0 –	0 –	0 –	0 –	0 –	0 –	0 –	0 –	0 –	0 –	0 –	0 –	0 –	0 –	0 –	0 –	0 –	0 –	0 –
	海津市消防本部	0 –	0 –	0 –	0 –	0 –	0 –	0 –	0 –	0 –	0 –	0 –	0 –	0 –	0 –	0 –	0 –	1 (100.0%)	1 (100.0%)	0 (0.0%)
	養老町消防本部	0 –	0 –	0 –	0 –	0 –	0 –	0 –	0 –	0 –	0 –	0 –	0 –	0 –	0 –	0 –	0 –	0 –	0 –	0 –
	不破消防組合消防本部	3 (100.0%)	1 (33.3%)	1 (33.3%)	1 (33.3%)	0 (0.0%)	0 (0.0%)	0 (0.0%)	3 (100.0%)	3 (100.0%)	3 (100.0%)	0 (0.0%)	0 (0.0%)	0 (0.0%)	1 (100.0%)	0 (0.0%)	1 (100.0%)	2 (100.0%)	0 (0.0%)	2 (100.0%)
	揖斐郡消防組合消防本部	0 –	0 –	0 –	0 –	0 –	0 –	0 –	0 –	0 –	0 –	0 –	0 –	0 –	0 –	0 –	0 –	0 –	0 –	0 –
	可茂消防事務組合消防本部	2 (100.0%)	2 (100.0%)	0 (0.0%)	0 (0.0%)	0 (0.0%)	0 (0.0%)	0 (0.0%)	2 (100.0%)	1 (50.0%)	1 (50.0%)	1 (50.0%)	0 (0.0%)	0 (0.0%)	4 (100.0%)	2 (50.0%)	2 (50.0%)	4 (100.0%)	4 (100.0%)	0 (0.0%)
	大垣消防組合消防本部	6 (100.0%)	1 (16.7%)	1 (16.7%)	1 (16.7%)	0 (0.0%)	3 (50.0%)	0 (0.0%)	6 (100.0%)	2 (33.3%)	2 (33.3%)	0 (0.0%)	4 (66.7%)	0 (0.0%)	7 (100.0%)	6 (85.7%)	1 (14.3%)	8 (100.0%)	3 (37.5%)	5 (62.5%)

別紙２－１

重大違反対象物※1の状況※2（特定防火対象物※3・防火対象物別）

都道府県名	消防本部名	重大違反対象物数※4	違反覚知からの経過年数 ※5						（参考）是正指導・是正措置の状況等						（参考）重大違反対象物の是正状況等					
			1年未満	1年以上3年未満	3年以上5年未満	5年以上10年未満	10年以上	不明※8	是正指導・是正措置中の対象物数	警告前段の行政指導実施中の対象物数	改修期限を定めている対象物数	警告対象物数	命令対象物数	告発対象物数	新規※6	是正	継続	前回調査※7	是正	継続
		A(O+R)	B(B/A)	C(C/A)	D(D/A)	E(E/A)	F(F/A)	G(G/A)	H(H/A)	I(I/H)	J(J/I)	K(K/A)	L(L/A)	M(M/A)	N(O+P)	O(O/N)	P(P/N)	Q(R+S)	R(R/Q)	S(S/Q)
	中濃消防組合消防本部	4 (100.0%)	3 (75.0%)	0 (0.0%)	0 (0.0%)	1 (25.0%)	0 (0.0%)	0 (0.0%)	4 (100.0%)	3 (75.0%)	3 (75.0%)	1 (25.0%)	0 (0.0%)	0 (0.0%)	3 (100.0%)	0 (0.0%)	3 (100.0%)	2 (100.0%)	1 (50.0%)	1 (50.0%)
	羽島郡広域連合消防本部	0 –	0 –	0 –	0 –	0 –	0 –	0 –	0 –	0 –	0 –	0 –	0 –	0 –	2 (100.0%)	2 (100.0%)	0 (0.0%)	0 –	0 –	0 –
静岡県		60 (100.0%)	13 (21.7%)	30 (50.0%)	0 (0.0%)	6 (10.0%)	11 (18.3%)	0 (0.0%)	60 (100.0%)	52 (86.7%)	51 (98.1%)	8 (13.3%)	0 (0.0%)	0 (0.0%)	30 (100.0%)	17 (56.7%)	13 (43.3%)	76 (100.0%)	29 (38.2%)	47 (61.8%)
	静岡市消防局	0 –	0 –	0 –	0 –	0 –	0 –	0 –	0 –	0 –	0 –	0 –	0 –	0 –	5 (100.0%)	5 (100.0%)	0 (0.0%)	4 (100.0%)	4 (100.0%)	0 (0.0%)
	浜松市消防局	2 (100.0%)	2 (100.0%)	0 (0.0%)	0 (0.0%)	0 (0.0%)	0 (0.0%)	0 (0.0%)	2 (100.0%)	2 (100.0%)	2 (100.0%)	0 (0.0%)	0 (0.0%)	0 (0.0%)	5 (100.0%)	3 (60.0%)	2 (40.0%)	3 (100.0%)	3 (100.0%)	0 (0.0%)
	熱海市消防本部	2 (100.0%)	1 (50.0%)	1 (50.0%)	0 (0.0%)	0 (0.0%)	0 (0.0%)	0 (0.0%)	2 (100.0%)	0 (0.0%)	0 (0.0%)	2 (100.0%)	0 (0.0%)	0 (0.0%)	2 (100.0%)	1 (50.0%)	1 (50.0%)	2 (100.0%)	1 (50.0%)	1 (50.0%)
	富士宮市消防本部	1 (100.0%)	0 (0.0%)	0 (0.0%)	0 (0.0%)	0 (0.0%)	1 (100.0%)	0 (0.0%)	1 (100.0%)	0 (0.0%)	0 (0.0%)	1 (100.0%)	0 (0.0%)	0 (0.0%)	0 –	0 –	0 –	2 (100.0%)	1 (50.0%)	1 (50.0%)
	富士市消防本部	0 –	0 –	0 –	0 –	0 –	0 –	0 –	0 –	0 –	0 –	0 –	0 –	0 –	0 –	0 –	0 –	0 –	0 –	0 –
	磐田市消防本部	4 (100.0%)	2 (50.0%)	0 (0.0%)	0 (0.0%)	1 (25.0%)	1 (25.0%)	0 (0.0%)	4 (100.0%)	4 (100.0%)	4 (100.0%)	0 (0.0%)	0 (0.0%)	0 (0.0%)	2 (100.0%)	0 (0.0%)	2 (100.0%)	3 (100.0%)	1 (33.3%)	2 (66.7%)
	掛川市消防本部	4 (100.0%)	3 (75.0%)	0 (0.0%)	0 (0.0%)	0 (0.0%)	1 (25.0%)	0 (0.0%)	4 (100.0%)	4 (100.0%)	4 (100.0%)	0 (0.0%)	0 (0.0%)	0 (0.0%)	6 (100.0%)	3 (50.0%)	3 (50.0%)	1 (100.0%)	0 (0.0%)	1 (100.0%)
	湖西市消防本部	0 –	0 –	0 –	0 –	0 –	0 –	0 –	0 –	0 –	0 –	0 –	0 –	0 –	1 (100.0%)	1 (100.0%)	0 (0.0%)	0 –	0 –	0 –
	御前崎市消防本部	3 (100.0%)	0 (0.0%)	3 (100.0%)	0 (0.0%)	0 (0.0%)	0 (0.0%)	0 (0.0%)	3 (100.0%)	2 (66.7%)	2 (66.7%)	1 (33.3%)	0 (0.0%)	0 (0.0%)	3 (100.0%)	3 (100.0%)	0 (0.0%)	4 (100.0%)	1 (25.0%)	3 (75.0%)
	菊川市消防本部	1 (100.0%)	1 (100.0%)	0 (0.0%)	0 (0.0%)	0 (0.0%)	0 (0.0%)	0 (0.0%)	1 (100.0%)	1 (100.0%)	0 (0.0%)	0 (0.0%)	0 (0.0%)	0 (0.0%)	1 (100.0%)	0 (0.0%)	1 (100.0%)	0 –	0 –	0 –
	御殿場市・小山町広域行政組合消防本部	0 –	0 –	0 –	0 –	0 –	0 –	0 –	0 –	0 –	0 –	0 –	0 –	0 –	0 –	0 –	0 –	0 –	0 –	0 –
	袋井市森町広域行政組合袋井消防本部	0 –	0 –	0 –	0 –	0 –	0 –	0 –	0 –	0 –	0 –	0 –	0 –	0 –	0 –	0 –	0 –	0 –	0 –	0 –
	駿東伊豆消防本部	22 (100.0%)	3 (13.6%)	6 (27.3%)	0 (0.0%)	5 (22.7%)	8 (36.4%)	0 (0.0%)	22 (100.0%)	18 (81.8%)	18 (81.8%)	4 (18.2%)	0 (0.0%)	0 (0.0%)	3 (100.0%)	0 (0.0%)	3 (100.0%)	19 (100.0%)	0 (0.0%)	19 (100.0%)
	志太広域事務組合志太消防本部	1 (100.0%)	1 (100.0%)	0 (0.0%)	0 (0.0%)	0 (0.0%)	0 (0.0%)	0 (0.0%)	1 (100.0%)	1 (100.0%)	1 (100.0%)	0 (0.0%)	0 (0.0%)	0 (0.0%)	1 (100.0%)	0 (0.0%)	1 (100.0%)	4 (100.0%)	4 (100.0%)	0 (0.0%)
	下田消防本部	0 –	0 –	0 –	0 –	0 –	0 –	0 –	0 –	0 –	0 –	0 –	0 –	0 –	0 –	0 –	0 –	0 –	0 –	0 –
	富士山南東消防本部	20 (100.0%)	0 (0.0%)	20 (100.0%)	0 (0.0%)	0 (0.0%)	0 (0.0%)	0 (0.0%)	20 (100.0%)	20 (100.0%)	20 (100.0%)	0 (0.0%)	0 (0.0%)	0 (0.0%)	1 (100.0%)	1 (100.0%)	0 (0.0%)	34 (100.0%)	14 (41.2%)	20 (58.8%)
愛知県		104 (100.0%)	40 (38.5%)	40 (38.5%)	9 (8.7%)	4 (3.8%)	11 (10.6%)	0 (0.0%)	104 (100.0%)	85 (81.7%)	67 (78.8%)	17 (16.3%)	2 (1.9%)	0 (0.0%)	100 (100.0%)	60 (60.0%)	40 (40.0%)	211 (100.0%)	147 (69.7%)	64 (30.3%)
	名古屋市消防局	12 (100.0%)	4 (33.3%)	6 (50.0%)	2 (16.7%)	0 (0.0%)	0 (0.0%)	0 (0.0%)	12 (100.0%)	10 (83.3%)	8 (66.7%)	2 (16.7%)	0 (0.0%)	0 (0.0%)	9 (100.0%)	5 (55.6%)	4 (44.4%)	16 (100.0%)	8 (50.0%)	8 (50.0%)
	豊橋市消防本部	0 –	0 –	0 –	0 –	0 –	0 –	0 –	0 –	0 –	0 –	0 –	0 –	0 –	0 –	0 –	0 –	1 (100.0%)	1 (100.0%)	0 (0.0%)
	岡崎市消防本部	1 (100.0%)	1 (100.0%)	0 (0.0%)	0 (0.0%)	0 (0.0%)	0 (0.0%)	0 (0.0%)	1 (100.0%)	1 (100.0%)	1 (100.0%)	0 (0.0%)	0 (0.0%)	0 (0.0%)	2 (100.0%)	1 (50.0%)	1 (50.0%)	3 (100.0%)	3 (100.0%)	0 (0.0%)
	一宮市消防本部	0 –	0 –	0 –	0 –	0 –	0 –	0 –	0 –	0 –	0 –	0 –	0 –	0 –	0 –	0 –	0 –	0 –	0 –	0 –
	瀬戸市消防本部	5 (100.0%)	4 (80.0%)	1 (20.0%)	0 (0.0%)	0 (0.0%)	0 (0.0%)	0 (0.0%)	5 (100.0%)	5 (100.0%)	1 (20.0%)	0 (0.0%)	0 (0.0%)	0 (0.0%)	4 (100.0%)	0 (0.0%)	4 (100.0%)	2 (100.0%)	1 (50.0%)	1 (50.0%)
	春日井市消防本部	0 –	0 –	0 –	0 –	0 –	0 –	0 –	0 –	0 –	0 –	0 –	0 –	0 –	1 (100.0%)	1 (100.0%)	0 (0.0%)	0 –	0 –	0 –
	豊川市消防本部	4 (100.0%)	0 (0.0%)	0 (0.0%)	1 (25.0%)	0 (0.0%)	3 (75.0%)	0 (0.0%)	4 (100.0%)	3 (75.0%)	3 (75.0%)	1 (25.0%)	0 (0.0%)	0 (0.0%)	1 (100.0%)	1 (100.0%)	0 (0.0%)	26 (100.0%)	22 (84.6%)	4 (15.4%)
	津島市消防本部	1 (100.0%)	1 (100.0%)	0 (0.0%)	0 (0.0%)	0 (0.0%)	0 (0.0%)	0 (0.0%)	1 (100.0%)	1 (100.0%)	1 (100.0%)	0 (0.0%)	0 (0.0%)	0 (0.0%)	1 (100.0%)	0 (0.0%)	1 (100.0%)	0 –	0 –	0 –
	豊田市消防本部	2 (100.0%)	1 (50.0%)	1 (50.0%)	0 (0.0%)	0 (0.0%)	0 (0.0%)	0 (0.0%)	2 (100.0%)	2 (100.0%)	2 (100.0%)	0 (0.0%)	0 (0.0%)	0 (0.0%)	16 (100.0%)	15 (93.8%)	1 (6.3%)	7 (100.0%)	6 (85.7%)	1 (14.3%)
	西尾市消防本部	8 (100.0%)	2 (25.0%)	6 (75.0%)	0 (0.0%)	0 (0.0%)	0 (0.0%)	0 (0.0%)	8 (100.0%)	8 (100.0%)	8 (100.0%)	0 (0.0%)	0 (0.0%)	0 (0.0%)	4 (100.0%)	2 (50.0%)	2 (50.0%)	13 (100.0%)	7 (53.8%)	6 (46.2%)
	蒲郡市消防本部	2 (100.0%)	1 (50.0%)	1 (50.0%)	0 (0.0%)	0 (0.0%)	0 (0.0%)	0 (0.0%)	2 (100.0%)	2 (100.0%)	2 (100.0%)	0 (0.0%)	0 (0.0%)	0 (0.0%)	13 (100.0%)	12 (92.3%)	1 (7.7%)	8 (100.0%)	7 (87.5%)	1 (12.5%)

別紙２－１

重大違反対象物※1の状況※2（特定防火対象物※3・防火対象物別）

都道府県名	消防本部名	重大違反対象物数※4	違反覚知からの経過年数 ※5						（参考）是正指導・是正措置の状況等						（参考）重大違反対象物の是正状況等					
			1年未満	1年以上3年未満	3年以上5年未満	5年以上10年未満	10年以上	不明※8	是正指導・是正措置中の対象物数	警告前段の行政指導実施中の対象物数	改修期限を定めている対象物数	警告対象物数	命令対象物数	告発対象物数	新規※6	是正	継続	前回調査※7	是正	継続
		A(O+R)	B(B/A)	C(C/A)	D(D/A)	E(E/A)	F(F/A)	G(G/A)	H(H/A)	I(I/H)	J(J/I)	K(K/A)	L(L/A)	M(M/A)	N(O+P)	O(O/N)	P(P/N)	Q(R+S)	R(R/Q)	S(S/Q)
	犬山市消防本部	0	0	0	0	0	0	0	0	0	0	0	0	0	0	0	0	1 (100.0%)	1 (100.0%)	0 (0.0%)
	常滑市消防本部	0	0	0	0	0	0	0	0	0	0	0	0	0	0	0	0	0	0	0
	江南市消防本部	0	0	0	0	0	0	0	0	0	0	0	0	0	2 (100.0%)	2 (100.0%)	0 (0.0%)	0	0	0
	小牧市消防本部	4 (100.0%)	2 (50.0%)	2 (50.0%)	0 (0.0%)	0 (0.0%)	0 (0.0%)	0 (0.0%)	4 (100.0%)	3 (75.0%)	2 (50.0%)	1 (25.0%)	0 (0.0%)	0 (0.0%)	6 (100.0%)	4 (66.7%)	2 (33.3%)	10 (100.0%)	8 (80.0%)	2 (20.0%)
	稲沢市消防本部	5 (100.0%)	2 (40.0%)	2 (40.0%)	1 (20.0%)	0 (0.0%)	0 (0.0%)	0 (0.0%)	5 (100.0%)	3 (60.0%)	3 (60.0%)	1 (20.0%)	1 (20.0%)	0 (0.0%)	5 (100.0%)	3 (60.0%)	2 (40.0%)	12 (100.0%)	9 (75.0%)	3 (25.0%)
	新城市消防本部	1 (100.0%)	0 (0.0%)	0 (0.0%)	0 (0.0%)	1 (100.0%)	0 (0.0%)	0 (0.0%)	1 (100.0%)	1 (100.0%)	1 (100.0%)	0 (0.0%)	0 (0.0%)	0 (0.0%)	0	0	0	3 (100.0%)	2 (66.7%)	1 (33.3%)
	東海市消防本部	3 (100.0%)	1 (33.3%)	2 (66.7%)	0 (0.0%)	0 (0.0%)	0 (0.0%)	0 (0.0%)	3 (100.0%)	3 (100.0%)	3 (100.0%)	0 (0.0%)	0 (0.0%)	0 (0.0%)	4 (100.0%)	3 (75.0%)	1 (25.0%)	7 (100.0%)	5 (71.4%)	2 (28.6%)
	大府市消防本部	4 (100.0%)	2 (50.0%)	2 (50.0%)	0 (0.0%)	0 (0.0%)	0 (0.0%)	0 (0.0%)	4 (100.0%)	4 (100.0%)	4 (100.0%)	0 (0.0%)	0 (0.0%)	0 (0.0%)	3 (100.0%)	1 (33.3%)	2 (66.7%)	9 (100.0%)	7 (77.8%)	2 (22.2%)
	知多市消防本部	0	0	0	0	0	0	0	0	0	0	0	0	0	0	0	0	1 (100.0%)	1 (100.0%)	0 (0.0%)
	尾張旭市消防本部	3 (100.0%)	1 (33.3%)	2 (66.7%)	0 (0.0%)	0 (0.0%)	0 (0.0%)	0 (0.0%)	3 (100.0%)	3 (100.0%)	3 (100.0%)	0 (0.0%)	0 (0.0%)	0 (0.0%)	2 (100.0%)	1 (50.0%)	1 (50.0%)	2 (100.0%)	0 (0.0%)	2 (100.0%)
	岩倉市消防本部	2 (100.0%)	2 (100.0%)	0 (0.0%)	0 (0.0%)	0 (0.0%)	0 (0.0%)	0 (0.0%)	2 (100.0%)	2 (100.0%)	2 (100.0%)	0 (0.0%)	0 (0.0%)	0 (0.0%)	4 (100.0%)	2 (50.0%)	2 (50.0%)	1 (100.0%)	1 (100.0%)	0 (0.0%)
	田原市消防本部	0	0	0	0	0	0	0	0	0	0	0	0	0	5 (100.0%)	5 (100.0%)	0 (0.0%)	1 (100.0%)	1 (100.0%)	0 (0.0%)
	愛西市消防本部	0	0	0	0	0	0	0	0	0	0	0	0	0	0	0	0	0	0	0
	蟹江町消防本部	1 (100.0%)	1 (100.0%)	0 (0.0%)	0 (0.0%)	0 (0.0%)	0 (0.0%)	0 (0.0%)	1 (100.0%)	1 (100.0%)	0 (0.0%)	0 (0.0%)	0 (0.0%)	0 (0.0%)	1 (100.0%)	0 (0.0%)	1 (100.0%)	6 (100.0%)	6 (100.0%)	0 (0.0%)
	幸田町消防本部	0	0	0	0	0	0	0	0	0	0	0	0	0	0	0	0	1 (100.0%)	1 (100.0%)	0 (0.0%)
	知多中部広域事務組合消防本部	1 (100.0%)	0 (0.0%)	0 (0.0%)	0 (0.0%)	0 (0.0%)	1 (100.0%)	0 (0.0%)	1 (100.0%)	0 (0.0%)	0 (0.0%)	0 (0.0%)	1 (100.0%)	0 (0.0%)	0	0	0	5 (100.0%)	4 (80.0%)	1 (20.0%)
	尾三消防本部	10 (100.0%)	5 (50.0%)	5 (50.0%)	0 (0.0%)	0 (0.0%)	0 (0.0%)	0 (0.0%)	10 (100.0%)	10 (100.0%)	10 (100.0%)	0 (0.0%)	0 (0.0%)	0 (0.0%)	6 (100.0%)	1 (16.7%)	5 (83.3%)	17 (100.0%)	12 (70.6%)	5 (29.4%)
	海部東部消防組合消防本部	2 (100.0%)	0 (0.0%)	1 (50.0%)	0 (0.0%)	0 (0.0%)	1 (50.0%)	0 (0.0%)	2 (100.0%)	2 (100.0%)	2 (100.0%)	0 (0.0%)	0 (0.0%)	0 (0.0%)	0	0	0	2 (100.0%)	0 (0.0%)	2 (100.0%)
	海部南部消防組合消防本部	7 (100.0%)	3 (42.9%)	4 (57.1%)	0 (0.0%)	0 (0.0%)	0 (0.0%)	0 (0.0%)	7 (100.0%)	7 (100.0%)	7 (100.0%)	0 (0.0%)	0 (0.0%)	0 (0.0%)	3 (100.0%)	0 (0.0%)	3 (100.0%)	6 (100.0%)	2 (33.3%)	4 (66.7%)
	丹羽広域事務組合消防本部	1 (100.0%)	0 (0.0%)	0 (0.0%)	1 (100.0%)	0 (0.0%)	0 (0.0%)	0 (0.0%)	1 (100.0%)	1 (100.0%)	1 (100.0%)	0 (0.0%)	0 (0.0%)	0 (0.0%)	0	0	0	1 (100.0%)	0 (0.0%)	1 (100.0%)
	知多南部消防組合消防本部	19 (100.0%)	2 (10.5%)	5 (26.3%)	4 (21.1%)	2 (10.5%)	6 (31.6%)	0 (0.0%)	19 (100.0%)	10 (52.6%)	0 (0.0%)	9 (47.4%)	0 (0.0%)	0 (0.0%)	3 (100.0%)	1 (33.3%)	2 (66.7%)	42 (100.0%)	25 (59.5%)	17 (40.5%)
	西春日井広域事務組合消防本部	2 (100.0%)	2 (100.0%)	0 (0.0%)	0 (0.0%)	0 (0.0%)	0 (0.0%)	0 (0.0%)	2 (100.0%)	1 (50.0%)	1 (50.0%)	1 (50.0%)	0 (0.0%)	0 (0.0%)	2 (100.0%)	0 (0.0%)	2 (100.0%)	0	0	0
	衣浦東部広域連合消防局	4 (100.0%)	3 (75.0%)	0 (0.0%)	0 (0.0%)	1 (25.0%)	0 (0.0%)	0 (0.0%)	4 (100.0%)	2 (50.0%)	2 (50.0%)	2 (50.0%)	0 (0.0%)	0 (0.0%)	3 (100.0%)	0 (0.0%)	3 (100.0%)	8 (100.0%)	7 (87.5%)	1 (12.5%)
三重県		138 (100.0%)	32 (23.2%)	43 (31.2%)	17 (12.3%)	17 (12.3%)	27 (19.6%)	2 (1.4%)	138 (100.0%)	129 (93.5%)	91 (70.5%)	6 (4.3%)	3 (2.2%)	0 (0.0%)	73 (100.0%)	41 (56.2%)	32 (43.8%)	179 (100.0%)	73 (40.8%)	106 (59.2%)
	桑名市消防本部	2 (100.0%)	0 (0.0%)	0 (0.0%)	0 (0.0%)	1 (50.0%)	1 (50.0%)	0 (0.0%)	2 (100.0%)	0 (0.0%)	0 (0.0%)	0 (0.0%)	2 (100.0%)	0 (0.0%)	0	0	0	3 (100.0%)	1 (33.3%)	2 (66.7%)
	四日市市消防本部	3 (100.0%)	1 (33.3%)	0 (0.0%)	2 (66.7%)	0 (0.0%)	0 (0.0%)	0 (0.0%)	3 (100.0%)	3 (100.0%)	0 (0.0%)	0 (0.0%)	0 (0.0%)	0 (0.0%)	1 (100.0%)	0 (0.0%)	1 (100.0%)	2 (100.0%)	0 (0.0%)	2 (100.0%)
	菰野町消防本部	6 (100.0%)	1 (16.7%)	4 (66.7%)	1 (16.7%)	0 (0.0%)	0 (0.0%)	0 (0.0%)	6 (100.0%)	6 (100.0%)	6 (100.0%)	0 (0.0%)	0 (0.0%)	0 (0.0%)	1 (100.0%)	0 (0.0%)	1 (100.0%)	5 (100.0%)	0 (0.0%)	5 (100.0%)
	鈴鹿市消防本部	9 (100.0%)	0 (0.0%)	3 (33.3%)	4 (44.4%)	1 (11.1%)	1 (11.1%)	0 (0.0%)	9 (100.0%)	9 (100.0%)	9 (100.0%)	0 (0.0%)	0 (0.0%)	0 (0.0%)	0	0	0	9 (100.0%)	0 (0.0%)	9 (100.0%)
	亀山市消防本部	0	0	0	0	0	0	0	0	0	0	0	0	0	0	0	0	1 (100.0%)	1 (100.0%)	0 (0.0%)
	津市消防本部	7 (100.0%)	4 (57.1%)	1 (14.3%)	0 (0.0%)	1 (14.3%)	1 (14.3%)	0 (0.0%)	7 (100.0%)	5 (71.4%)	1 (14.3%)	2 (28.6%)	0 (0.0%)	0 (0.0%)	11 (100.0%)	7 (63.6%)	4 (36.4%)	11 (100.0%)	8 (72.7%)	3 (27.3%)
	松阪地区広域消防組合消防本部	16 (100.0%)	12 (75.0%)	4 (25.0%)	0 (0.0%)	0 (0.0%)	0 (0.0%)	0 (0.0%)	16 (100.0%)	14 (87.5%)	2 (12.5%)	1 (6.3%)	1 (6.3%)	0 (0.0%)	40 (100.0%)	28 (70.0%)	12 (30.0%)	24 (100.0%)	20 (83.3%)	4 (16.7%)

別紙2－1

重大違反対象物※1の状況※2（特定防火対象物※3・防火対象物別）

都道府県名	消防本部名	重大違反対象物数※4	違反覚知からの経過年数 ※5						（参考）是正指導・是正措置の状況等						（参考）重大違反対象物の是正状況等					
			1年未満	1年以上3年未満	3年以上5年未満	5年以上10年未満	10年以上	不明※8	是正指導・是正措置中の対象物数	警告前段の行政指導実施中の対象物数	改修期限を定めている対象物数	警告対象物数	命令対象物数	告発対象物数	新規※6	是正	継続	前回調査※7	是正	継続
		A(O+R)	B(B/A)	C(C/A)	D(D/A)	E(E/A)	F(F/A)	G(G/A)	H(H/A)	I(I/H)	J(J/I)	K(K/A)	L(L/A)	M(M/A)	N(O+P)	O(O/N)	P(P/N)	Q(R+S)	R(R/Q)	S(S/Q)
	伊勢市消防本部	18 (100.0%)	4 (22.2%)	2 (11.1%)	4 (22.2%)	4 (22.2%)	4 (22.2%)	0 (0.0%)	18 (100.0%)	16 (88.9%)	16 (88.9%)	2 (11.1%)	0 (0.0%)	0 (0.0%)	9 (100.0%)	5 (55.6%)	4 (44.4%)	33 (100.0%)	19 (57.6%)	14 (42.4%)
	鳥羽市消防本部	2 (100.0%)	0 (0.0%)	0 (0.0%)	2 (100.0%)	0 (0.0%)	0 (0.0%)	0 (0.0%)	2 (100.0%)	2 (100.0%)	2 (100.0%)	0 (0.0%)	0 (0.0%)	0 (0.0%)	1 (100.0%)	1 (100.0%)	0 (0.0%)	7 (100.0%)	5 (71.4%)	2 (28.6%)
	志摩広域消防組合消防本部	16 (100.0%)	1 (6.3%)	0 (0.0%)	0 (0.0%)	1 (6.3%)	12 (75.0%)	2 (12.5%)	16 (100.0%)	15 (93.8%)	15 (93.8%)	1 (6.3%)	0 (0.0%)	0 (0.0%)	1 (100.0%)	0 (0.0%)	1 (100.0%)	21 (100.0%)	6 (28.6%)	15 (71.4%)
	紀勢地区広域消防組合消防本部	27 (100.0%)	0 (0.0%)	10 (37.0%)	2 (7.4%)	7 (25.9%)	8 (29.6%)	0 (0.0%)	27 (100.0%)	27 (100.0%)	27 (100.0%)	0 (0.0%)	0 (0.0%)	0 (0.0%)	0 –	0 –	0 –	28 (100.0%)	1 (3.6%)	27 (96.4%)
	三重紀北消防組合消防本部	4 (100.0%)	0 (0.0%)	4 (100.0%)	0 (0.0%)	0 (0.0%)	0 (0.0%)	0 (0.0%)	4 (100.0%)	4 (100.0%)	4 (100.0%)	0 (0.0%)	0 (0.0%)	0 (0.0%)	0 –	0 –	0 –	4 (100.0%)	0 (0.0%)	4 (100.0%)
	熊野市消防本部	4 (100.0%)	2 (50.0%)	0 (0.0%)	1 (25.0%)	1 (25.0%)	0 (0.0%)	0 (0.0%)	4 (100.0%)	4 (100.0%)	4 (100.0%)	0 (0.0%)	0 (0.0%)	0 (0.0%)	2 (100.0%)	0 (0.0%)	2 (100.0%)	3 (100.0%)	1 (33.3%)	2 (66.7%)
	伊賀市消防本部	24 (100.0%)	7 (29.2%)	15 (62.5%)	1 (4.2%)	1 (4.2%)	0 (0.0%)	0 (0.0%)	24 (100.0%)	24 (100.0%)	5 (20.8%)	0 (0.0%)	0 (0.0%)	0 (0.0%)	7 (100.0%)	0 (0.0%)	7 (100.0%)	26 (100.0%)	9 (34.6%)	17 (65.4%)
	名張市消防本部	0 –	0 –	0 –	0 –	0 –	0 –	0 –	0 –	0 –	0 –	0 –	0 –	0 –	0 –	0 –	0 –	2 (100.0%)	2 (100.0%)	0 (0.0%)
滋賀県		8 (100.0%)	3 (37.5%)	1 (12.5%)	2 (25.0%)	0 (0.0%)	2 (25.0%)	0 (0.0%)	8 (100.0%)	4 (50.0%)	4 (100.0%)	4 (50.0%)	0 (0.0%)	0 (0.0%)	24 (100.0%)	21 (87.5%)	3 (12.5%)	19 (100.0%)	14 (73.7%)	5 (26.3%)
	大津市消防局	1 (100.0%)	1 (100.0%)	0 (0.0%)	0 (0.0%)	0 (0.0%)	0 (0.0%)	0 (0.0%)	1 (100.0%)	1 (100.0%)	1 (100.0%)	0 (0.0%)	0 (0.0%)	0 (0.0%)	14 (100.0%)	13 (92.9%)	1 (7.1%)	0 –	0 –	0 –
	湖南広域消防局	1 (100.0%)	1 (100.0%)	0 (0.0%)	0 (0.0%)	0 (0.0%)	0 (0.0%)	0 (0.0%)	1 (100.0%)	0 (0.0%)	0 (0.0%)	1 (100.0%)	0 (0.0%)	0 (0.0%)	7 (100.0%)	6 (85.7%)	1 (14.3%)	9 (100.0%)	9 (100.0%)	0 (0.0%)
	東近江行政組合消防本部	1 (100.0%)	1 (100.0%)	0 (0.0%)	0 (0.0%)	0 (0.0%)	0 (0.0%)	0 (0.0%)	1 (100.0%)	0 (0.0%)	0 (0.0%)	1 (100.0%)	0 (0.0%)	0 (0.0%)	1 (100.0%)	0 (0.0%)	1 (100.0%)	0 –	0 –	0 –
	彦根市消防本部	4 (100.0%)	0 (0.0%)	0 (0.0%)	2 (50.0%)	0 (0.0%)	2 (50.0%)	0 (0.0%)	4 (100.0%)	2 (50.0%)	2 (50.0%)	2 (50.0%)	0 (0.0%)	0 (0.0%)	0 –	0 –	0 –	4 (100.0%)	0 (0.0%)	4 (100.0%)
	高島市消防本部	0 –	0 –	0 –	0 –	0 –	0 –	0 –	0 –	0 –	0 –	0 –	0 –	0 –	0 –	0 –	0 –	1 (100.0%)	1 (100.0%)	0 (0.0%)
	湖北地域消防本部	0 –	0 –	0 –	0 –	0 –	0 –	0 –	0 –	0 –	0 –	0 –	0 –	0 –	1 (100.0%)	1 (100.0%)	0 (0.0%)	1 (100.0%)	1 (100.0%)	0 (0.0%)
	甲賀広域行政組合消防本部	1 (100.0%)	0 (0.0%)	1 (100.0%)	0 (0.0%)	0 (0.0%)	0 (0.0%)	0 (0.0%)	1 (100.0%)	1 (100.0%)	1 (100.0%)	0 (0.0%)	0 (0.0%)	0 (0.0%)	1 (100.0%)	1 (100.0%)	0 (0.0%)	4 (100.0%)	3 (75.0%)	1 (25.0%)
京都府		10 (100.0%)	6 (60.0%)	4 (40.0%)	0 (0.0%)	0 (0.0%)	0 (0.0%)	0 (0.0%)	10 (100.0%)	10 (100.0%)	5 (50.0%)	0 (0.0%)	0 (0.0%)	0 (0.0%)	16 (100.0%)	10 (62.5%)	6 (37.5%)	17 (100.0%)	13 (76.5%)	4 (23.5%)
	京都市消防局	5 (100.0%)	4 (80.0%)	1 (20.0%)	0 (0.0%)	0 (0.0%)	0 (0.0%)	0 (0.0%)	5 (100.0%)	5 (100.0%)	2 (40.0%)	0 (0.0%)	0 (0.0%)	0 (0.0%)	8 (100.0%)	4 (50.0%)	4 (50.0%)	7 (100.0%)	6 (85.7%)	1 (14.3%)
	福知山市消防本部	0 –	0 –	0 –	0 –	0 –	0 –	0 –	0 –	0 –	0 –	0 –	0 –	0 –	1 (100.0%)	1 (100.0%)	0 (0.0%)	0 –	0 –	0 –
	舞鶴市消防本部	0 –	0 –	0 –	0 –	0 –	0 –	0 –	0 –	0 –	0 –	0 –	0 –	0 –	1 (100.0%)	1 (100.0%)	0 (0.0%)	2 (100.0%)	2 (100.0%)	0 (0.0%)
	綾部市消防本部	0 –	0 –	0 –	0 –	0 –	0 –	0 –	0 –	0 –	0 –	0 –	0 –	0 –	0 –	0 –	0 –	0 –	0 –	0 –
	宇治市消防本部	0 –	0 –	0 –	0 –	0 –	0 –	0 –	0 –	0 –	0 –	0 –	0 –	0 –	0 –	0 –	0 –	0 –	0 –	0 –
	城陽市消防本部	1 (100.0%)	0 (0.0%)	1 (100.0%)	0 (0.0%)	0 (0.0%)	0 (0.0%)	0 (0.0%)	1 (100.0%)	1 (100.0%)	1 (100.0%)	0 (0.0%)	0 (0.0%)	0 (0.0%)	0 –	0 –	0 –	2 (100.0%)	1 (50.0%)	1 (50.0%)
	八幡市消防本部	0 –	0 –	0 –	0 –	0 –	0 –	0 –	0 –	0 –	0 –	0 –	0 –	0 –	0 –	0 –	0 –	1 (100.0%)	1 (100.0%)	0 (0.0%)
	京田辺市消防本部	0 –	0 –	0 –	0 –	0 –	0 –	0 –	0 –	0 –	0 –	0 –	0 –	0 –	0 –	0 –	0 –	0 –	0 –	0 –
	京丹後市消防本部	0 –	0 –	0 –	0 –	0 –	0 –	0 –	0 –	0 –	0 –	0 –	0 –	0 –	0 –	0 –	0 –	0 –	0 –	0 –
	久御山町消防本部	1 (100.0%)	0 (0.0%)	1 (100.0%)	0 (0.0%)	0 (0.0%)	0 (0.0%)	0 (0.0%)	1 (100.0%)	1 (100.0%)	0 (0.0%)	0 (0.0%)	0 (0.0%)	0 (0.0%)	0 –	0 –	0 –	2 (100.0%)	1 (50.0%)	1 (50.0%)
	精華町消防本部	0 –	0 –	0 –	0 –	0 –	0 –	0 –	0 –	0 –	0 –	0 –	0 –	0 –	0 –	0 –	0 –	0 –	0 –	0 –
	相楽中部消防組合消防本部	2 (100.0%)	2 (100.0%)	0 (0.0%)	0 (0.0%)	0 (0.0%)	0 (0.0%)	0 (0.0%)	2 (100.0%)	2 (100.0%)	2 (100.0%)	0 (0.0%)	0 (0.0%)	0 (0.0%)	5 (100.0%)	3 (60.0%)	2 (40.0%)	1 (100.0%)	1 (100.0%)	0 (0.0%)
	宮津与謝消防組合消防本部	1 (100.0%)	0 (0.0%)	1 (100.0%)	0 (0.0%)	0 (0.0%)	0 (0.0%)	0 (0.0%)	1 (100.0%)	1 (100.0%)	0 (0.0%)	0 (0.0%)	0 (0.0%)	0 (0.0%)	1 (100.0%)	1 (100.0%)	0 (0.0%)	2 (100.0%)	1 (50.0%)	1 (50.0%)
	京都中部広域消防組合消防本部	0 –	0 –	0 –	0 –	0 –	0 –	0 –	0 –	0 –	0 –	0 –	0 –	0 –	0 –	0 –	0 –	0 –	0 –	0 –

別紙2－1

重大違反対象物※1の状況※2（特定防火対象物※3・防火対象物別）

都道府県名	消防本部名	重大違反対象物数※4	違反覚知からの経過年数 ※5						（参考）是正指導・是正措置の状況等						（参考）重大違反対象物の是正状況等					
			1年未満	1年以上3年未満	3年以上5年未満	5年以上10年未満	10年以上	不明※8	是正指導・是正措置中の対象物数	警告前段の行政指導実施中の対象物数	改修期限を定めている対象物数	警告対象物数	命令対象物数	告発対象物数	新規※6	是正	継続	前回調査※7	是正	継続
		A(O+R)	B(B/A)	C(C/A)	D(D/A)	E(E/A)	F(F/A)	G(G/A)	H(H/A)	I(I/H)	J(J/I)	K(K/A)	L(L/A)	M(M/A)	N(O+P)	O(O/N)	P(P/N)	Q(R+S)	R(R/Q)	S(S/Q)
	乙訓消防組合消防本部	0	0	0	0	0	0	0	0	0	0	0	0	0	0	0	0	0	0	0
大阪府		177 (100.0%)	123 (69.5%)	25 (14.1%)	9 (5.1%)	7 (4.0%)	13 (7.3%)	0 (0.0%)	177 (100.0%)	161 (91.0%)	51 (31.7%)	15 (8.5%)	1 (0.6%)	0 (0.0%)	198 (100.0%)	75 (37.9%)	123 (62.1%)	120 (100.0%)	66 (55.0%)	54 (45.0%)
	大阪市消防局	100 (100.0%)	91 (91.0%)	8 (8.0%)	1 (1.0%)	0 (0.0%)	0 (0.0%)	0 (0.0%)	100 (100.0%)	97 (97.0%)	0 (0.0%)	3 (3.0%)	0 (0.0%)	0 (0.0%)	139 (100.0%)	48 (34.5%)	91 (65.5%)	33 (100.0%)	24 (72.7%)	9 (27.3%)
	堺市消防局	13 (100.0%)	4 (30.8%)	4 (30.8%)	1 (7.7%)	4 (30.8%)	0 (0.0%)	0 (0.0%)	13 (100.0%)	5 (38.5%)	5 (38.5%)	7 (53.8%)	1 (7.7%)	0 (0.0%)	6 (100.0%)	2 (33.3%)	4 (66.7%)	13 (100.0%)	4 (30.8%)	9 (69.2%)
	岸和田市消防本部	3 (100.0%)	2 (66.7%)	1 (33.3%)	0 (0.0%)	0 (0.0%)	0 (0.0%)	0 (0.0%)	3 (100.0%)	3 (100.0%)	1 (33.3%)	0 (0.0%)	0 (0.0%)	0 (0.0%)	8 (100.0%)	6 (75.0%)	2 (25.0%)	4 (100.0%)	3 (75.0%)	1 (25.0%)
	豊中市消防局	1 (100.0%)	0 (0.0%)	1 (100.0%)	0 (0.0%)	0 (0.0%)	0 (0.0%)	0 (0.0%)	1 (100.0%)	1 (100.0%)	1 (100.0%)	0 (0.0%)	0 (0.0%)	0 (0.0%)	0	0	0	2 (100.0%)	1 (50.0%)	1 (50.0%)
	池田市消防本部	2 (100.0%)	1 (50.0%)	1 (50.0%)	0 (0.0%)	0 (0.0%)	0 (0.0%)	0 (0.0%)	2 (100.0%)	1 (50.0%)	1 (50.0%)	1 (50.0%)	0 (0.0%)	0 (0.0%)	3 (100.0%)	2 (66.7%)	1 (33.3%)	4 (100.0%)	3 (75.0%)	1 (25.0%)
	吹田市消防本部	0	0	0	0	0	0	0	0	0	0	0	0	0	0	0	0	0	0	0
	泉大津市消防本部	2 (100.0%)	1 (50.0%)	1 (50.0%)	0 (0.0%)	0 (0.0%)	0 (0.0%)	0 (0.0%)	2 (100.0%)	2 (100.0%)	0 (0.0%)	0 (0.0%)	0 (0.0%)	0 (0.0%)	1 (100.0%)	0 (0.0%)	1 (100.0%)	1 (100.0%)	0 (0.0%)	1 (100.0%)
	高槻市消防本部	1 (100.0%)	0 (0.0%)	1 (100.0%)	0 (0.0%)	0 (0.0%)	0 (0.0%)	0 (0.0%)	1 (100.0%)	1 (100.0%)	1 (100.0%)	0 (0.0%)	0 (0.0%)	0 (0.0%)	1 (100.0%)	1 (100.0%)	0 (0.0%)	2 (100.0%)	1 (50.0%)	1 (50.0%)
	貝塚市消防本部	1 (100.0%)	1 (100.0%)	0 (0.0%)	0 (0.0%)	0 (0.0%)	0 (0.0%)	0 (0.0%)	1 (100.0%)	1 (100.0%)	1 (100.0%)	0 (0.0%)	0 (0.0%)	0 (0.0%)	1 (100.0%)	0 (0.0%)	1 (100.0%)	0	0	0
	茨木市消防本部	0	0	0	0	0	0	0	0	0	0	0	0	0	1 (100.0%)	1 (100.0%)	0 (0.0%)	3 (100.0%)	3 (100.0%)	0 (0.0%)
	八尾市消防本部	2 (100.0%)	1 (50.0%)	0 (0.0%)	0 (0.0%)	1 (50.0%)	0 (0.0%)	0 (0.0%)	2 (100.0%)	2 (100.0%)	1 (50.0%)	0 (0.0%)	0 (0.0%)	0 (0.0%)	3 (100.0%)	2 (66.7%)	1 (33.3%)	9 (100.0%)	8 (88.9%)	1 (11.1%)
	富田林市消防本部	5 (100.0%)	4 (80.0%)	0 (0.0%)	1 (20.0%)	0 (0.0%)	0 (0.0%)	0 (0.0%)	5 (100.0%)	5 (100.0%)	0 (0.0%)	0 (0.0%)	0 (0.0%)	0 (0.0%)	4 (100.0%)	0 (0.0%)	4 (100.0%)	2 (100.0%)	1 (50.0%)	1 (50.0%)
	河内長野市消防本部	1 (100.0%)	0 (0.0%)	1 (100.0%)	0 (0.0%)	0 (0.0%)	0 (0.0%)	0 (0.0%)	1 (100.0%)	1 (100.0%)	1 (100.0%)	0 (0.0%)	0 (0.0%)	0 (0.0%)	0	0	0	1 (100.0%)	0 (0.0%)	1 (100.0%)
	松原市消防本部	4 (100.0%)	4 (100.0%)	0 (0.0%)	0 (0.0%)	0 (0.0%)	0 (0.0%)	0 (0.0%)	4 (100.0%)	3 (75.0%)	3 (75.0%)	1 (25.0%)	0 (0.0%)	0 (0.0%)	5 (100.0%)	1 (20.0%)	4 (80.0%)	1 (100.0%)	1 (100.0%)	0 (0.0%)
	和泉市消防本部	13 (100.0%)	3 (23.1%)	7 (53.8%)	2 (15.4%)	0 (0.0%)	1 (7.7%)	0 (0.0%)	13 (100.0%)	13 (100.0%)	13 (100.0%)	0 (0.0%)	0 (0.0%)	0 (0.0%)	4 (100.0%)	1 (25.0%)	3 (75.0%)	13 (100.0%)	3 (23.1%)	10 (76.9%)
	箕面市消防本部	0	0	0	0	0	0	0	0	0	0	0	0	0	0	0	0	0	0	0
	摂津市消防本部	2 (100.0%)	2 (100.0%)	0 (0.0%)	0 (0.0%)	0 (0.0%)	0 (0.0%)	0 (0.0%)	2 (100.0%)	1 (50.0%)	1 (50.0%)	1 (50.0%)	0 (0.0%)	0 (0.0%)	4 (100.0%)	2 (50.0%)	2 (50.0%)	1 (100.0%)	1 (100.0%)	0 (0.0%)
	東大阪市消防局	14 (100.0%)	0 (0.0%)	0 (0.0%)	2 (14.3%)	2 (14.3%)	10 (71.4%)	0 (0.0%)	14 (100.0%)	14 (100.0%)	13 (92.9%)	0 (0.0%)	0 (0.0%)	0 (0.0%)	0	0	0	23 (100.0%)	9 (39.1%)	14 (60.9%)
	交野市消防本部	1 (100.0%)	0 (0.0%)	0 (0.0%)	0 (0.0%)	0 (0.0%)	1 (100.0%)	0 (0.0%)	1 (100.0%)	1 (100.0%)	1 (100.0%)	0 (0.0%)	0 (0.0%)	0 (0.0%)	0	0	0	1 (100.0%)	0 (0.0%)	1 (100.0%)
	大阪狭山市消防本部	0	0	0	0	0	0	0	0	0	0	0	0	0	0	0	0	0	0	0
	島本町消防本部	0	0	0	0	0	0	0	0	0	0	0	0	0	0	0	0	0	0	0
	忠岡町消防本部	1 (100.0%)	1 (100.0%)	0 (0.0%)	0 (0.0%)	0 (0.0%)	0 (0.0%)	0 (0.0%)	1 (100.0%)	1 (100.0%)	1 (100.0%)	0 (0.0%)	0 (0.0%)	0 (0.0%)	1 (100.0%)	0 (0.0%)	1 (100.0%)	0	0	0
	守口市門真市消防組合消防本部	1 (100.0%)	1 (100.0%)	0 (0.0%)	0 (0.0%)	0 (0.0%)	0 (0.0%)	0 (0.0%)	1 (100.0%)	1 (100.0%)	1 (100.0%)	0 (0.0%)	0 (0.0%)	0 (0.0%)	2 (100.0%)	1 (50.0%)	1 (50.0%)	1 (100.0%)	1 (100.0%)	0 (0.0%)
	枚方寝屋川消防組合消防本部	3 (100.0%)	2 (66.7%)	0 (0.0%)	0 (0.0%)	0 (0.0%)	1 (33.3%)	0 (0.0%)	3 (100.0%)	3 (100.0%)	1 (33.3%)	0 (0.0%)	0 (0.0%)	0 (0.0%)	3 (100.0%)	1 (33.3%)	2 (66.7%)	1 (100.0%)	0 (0.0%)	1 (100.0%)
	柏原羽曳野藤井寺消防組合消防本部	2 (100.0%)	0 (0.0%)	0 (0.0%)	2 (100.0%)	0 (0.0%)	0 (0.0%)	0 (0.0%)	2 (100.0%)	2 (100.0%)	2 (100.0%)	0 (0.0%)	0 (0.0%)	0 (0.0%)	2 (100.0%)	2 (100.0%)	0 (0.0%)	2 (100.0%)	0 (0.0%)	2 (100.0%)
	泉州南広域消防本部	1 (100.0%)	1 (100.0%)	0 (0.0%)	0 (0.0%)	0 (0.0%)	0 (0.0%)	0 (0.0%)	1 (100.0%)	1 (100.0%)	1 (100.0%)	0 (0.0%)	0 (0.0%)	0 (0.0%)	2 (100.0%)	1 (50.0%)	1 (50.0%)	1 (100.0%)	1 (100.0%)	0 (0.0%)
	大東四條畷消防組合消防本部	4 (100.0%)	4 (100.0%)	0 (0.0%)	0 (0.0%)	0 (0.0%)	0 (0.0%)	0 (0.0%)	4 (100.0%)	2 (50.0%)	2 (50.0%)	2 (50.0%)	0 (0.0%)	0 (0.0%)	8 (100.0%)	4 (50.0%)	4 (50.0%)	2 (100.0%)	2 (100.0%)	0 (0.0%)
兵庫県		45 (100.0%)	28 (62.2%)	11 (24.4%)	1 (2.2%)	1 (2.2%)	4 (8.9%)	0 (0.0%)	45 (100.0%)	33 (73.3%)	32 (97.0%)	9 (20.0%)	3 (6.7%)	0 (0.0%)	63 (100.0%)	35 (55.6%)	28 (44.4%)	55 (100.0%)	38 (69.1%)	17 (30.9%)
	神戸市消防局	12 (100.0%)	10 (83.3%)	2 (16.7%)	0 (0.0%)	0 (0.0%)	0 (0.0%)	0 (0.0%)	12 (100.0%)	8 (66.7%)	7 (58.3%)	4 (33.3%)	0 (0.0%)	0 (0.0%)	12 (100.0%)	2 (16.7%)	10 (83.3%)	6 (100.0%)	4 (66.7%)	2 (33.3%)

重大違反対象物※1の状況※2（特定防火対象物※3・防火対象物別）

都道府県名	消防本部名	重大違反対象物数※4	違反覚知からの経過年数 ※5						（参考）是正指導・是正措置の状況等						（参考）重大違反対象物の是正状況等					
			1年未満	1年以上3年未満	3年以上5年未満	5年以上10年未満	10年以上	不明※8	是正指導・是正措置中の対象物数	警告前段の行政指導実施中の対象物数	改修期限を定めている対象物数	警告対象物数	命令対象物数	告発対象物数	新規※6	是正	継続	前回調査※7	是正	継続
		A(O+R)	B(B/A)	C(C/A)	D(D/A)	E(E/A)	F(F/A)	G(G/A)	H(H/A)	I(I/H)	J(J/I)	K(K/A)	L(L/A)	M(M/A)	N(O+P)	O(O/N)	P(P/N)	Q(R+S)	R(R/Q)	S(S/Q)
	姫路市消防局	3 (100.0%)	2 (66.7%)	1 (33.3%)	0 (0.0%)	0 (0.0%)	0 (0.0%)	0 (0.0%)	3 (100.0%)	1 (33.3%)	1 (33.3%)	1 (33.3%)	1 (33.3%)	0 (0.0%)	4 (100.0%)	2 (50.0%)	2 (50.0%)	6 (100.0%)	5 (83.3%)	1 (16.7%)
	尼崎市消防局	4 (100.0%)	2 (50.0%)	1 (25.0%)	1 (25.0%)	0 (0.0%)	0 (0.0%)	0 (0.0%)	4 (100.0%)	2 (50.0%)	2 (50.0%)	2 (50.0%)	0 (0.0%)	0 (0.0%)	19 (100.0%)	17 (89.5%)	2 (10.5%)	10 (100.0%)	8 (80.0%)	2 (20.0%)
	明石市消防局	0 –	0 –	0 –	0 –	0 –	0 –	0 –	0 –	0 –	0 –	0 –	0 –	0 –	5 (100.0%)	5 (100.0%)	0 (0.0%)	2 (100.0%)	2 (100.0%)	0 (0.0%)
	西宮市消防局	3 (100.0%)	3 (100.0%)	0 (0.0%)	0 (0.0%)	0 (0.0%)	0 (0.0%)	0 (0.0%)	3 (100.0%)	2 (66.7%)	2 (66.7%)	1 (33.3%)	0 (0.0%)	0 (0.0%)	3 (100.0%)	0 (0.0%)	3 (100.0%)	3 (100.0%)	3 (100.0%)	0 (0.0%)
	芦屋市消防本部	0 –	0 –	0 –	0 –	0 –	0 –	0 –	0 –	0 –	0 –	0 –	0 –	0 –	0 –	0 –	0 –	0 –	0 –	0 –
	伊丹市消防局	5 (100.0%)	5 (100.0%)	0 (0.0%)	0 (0.0%)	0 (0.0%)	0 (0.0%)	0 (0.0%)	5 (100.0%)	5 (100.0%)	5 (100.0%)	0 (0.0%)	0 (0.0%)	0 (0.0%)	7 (100.0%)	2 (28.6%)	5 (71.4%)	–	–	–
	豊岡市消防本部	0 –	0 –	0 –	0 –	0 –	0 –	0 –	0 –	0 –	0 –	0 –	0 –	0 –	0 –	0 –	0 –	0 –	0 –	0 –
	加古川市消防本部	3 (100.0%)	2 (66.7%)	1 (33.3%)	0 (0.0%)	0 (0.0%)	0 (0.0%)	0 (0.0%)	3 (100.0%)	3 (100.0%)	3 (100.0%)	0 (0.0%)	0 (0.0%)	0 (0.0%)	2 (100.0%)	0 (0.0%)	2 (100.0%)	3 (100.0%)	2 (66.7%)	1 (33.3%)
	赤穂市消防本部	0 –	0 –	0 –	0 –	0 –	0 –	0 –	0 –	0 –	0 –	0 –	0 –	0 –	0 –	0 –	0 –	1 (100.0%)	1 (100.0%)	0 (0.0%)
	宝塚市消防本部	0 –	0 –	0 –	0 –	0 –	0 –	0 –	0 –	0 –	0 –	0 –	0 –	0 –	4 (100.0%)	4 (100.0%)	0 (0.0%)	–	–	–
	三木市消防本部	0 –	0 –	0 –	0 –	0 –	0 –	0 –	0 –	0 –	0 –	0 –	0 –	0 –	0 –	0 –	0 –	0 –	0 –	0 –
	高砂市消防本部	0 –	0 –	0 –	0 –	0 –	0 –	0 –	0 –	0 –	0 –	0 –	0 –	0 –	0 –	0 –	0 –	0 –	0 –	0 –
	川西市消防本部	7 (100.0%)	4 (57.1%)	3 (42.9%)	0 (0.0%)	0 (0.0%)	0 (0.0%)	0 (0.0%)	7 (100.0%)	6 (85.7%)	6 (85.7%)	0 (0.0%)	1 (14.3%)	0 (0.0%)	6 (100.0%)	2 (33.3%)	4 (66.7%)	8 (100.0%)	5 (62.5%)	3 (37.5%)
	小野市消防本部	0 –	0 –	0 –	0 –	0 –	0 –	0 –	0 –	0 –	0 –	0 –	0 –	0 –	0 –	0 –	0 –	0 –	0 –	0 –
	三田市消防本部	0 –	0 –	0 –	0 –	0 –	0 –	0 –	0 –	0 –	0 –	0 –	0 –	0 –	0 –	0 –	0 –	3 (100.0%)	3 (100.0%)	0 (0.0%)
	丹波篠山市消防本部	0 –	0 –	0 –	0 –	0 –	0 –	0 –	0 –	0 –	0 –	0 –	0 –	0 –	0 –	0 –	0 –	0 –	0 –	0 –
	丹波市消防本部	0 –	0 –	0 –	0 –	0 –	0 –	0 –	0 –	0 –	0 –	0 –	0 –	0 –	1 (100.0%)	1 (100.0%)	0 (0.0%)	–	0 –	0 –
	猪名川町消防本部	0 –	0 –	0 –	0 –	0 –	0 –	0 –	0 –	0 –	0 –	0 –	0 –	0 –	0 –	0 –	0 –	0 –	0 –	0 –
	淡路広域消防事務組合消防本部	2 (100.0%)	0 (0.0%)	0 (0.0%)	0 (0.0%)	0 (0.0%)	2 (100.0%)	0 (0.0%)	2 (100.0%)	2 (100.0%)	2 (100.0%)	0 (0.0%)	0 (0.0%)	0 (0.0%)	–	0 –	0 –	4 (100.0%)	2 (50.0%)	2 (50.0%)
	美方広域消防本部	0 –	0 –	0 –	0 –	0 –	0 –	0 –	0 –	0 –	0 –	0 –	0 –	0 –	0 –	0 –	0 –	0 –	0 –	0 –
	南但消防本部	0 –	0 –	0 –	0 –	0 –	0 –	0 –	0 –	0 –	0 –	0 –	0 –	0 –	0 –	0 –	0 –	0 –	0 –	0 –
	北はりま消防本部	6 (100.0%)	0 (0.0%)	3 (50.0%)	0 (0.0%)	1 (16.7%)	2 (33.3%)	0 (0.0%)	6 (100.0%)	4 (66.7%)	4 (66.7%)	1 (16.7%)	1 (16.7%)	0 (0.0%)	–	0 –	0 –	9 (100.0%)	3 (33.3%)	6 (66.7%)
	西はりま消防本部	0 –	0 –	0 –	0 –	0 –	0 –	0 –	0 –	0 –	0 –	0 –	0 –	0 –	0 –	0 –	0 –	0 –	0 –	0 –
奈良県		10 (100.0%)	9 (90.0%)	1 (10.0%)	0 (0.0%)	0 (0.0%)	0 (0.0%)	0 (0.0%)	10 (100.0%)	9 (90.0%)	6 (66.7%)	1 (10.0%)	0 (0.0%)	0 (0.0%)	29 (100.0%)	20 (69.0%)	9 (31.0%)	15 (100.0%)	14 (93.3%)	1 (6.7%)
	奈良市消防局	2 (100.0%)	1 (50.0%)	1 (50.0%)	0 (0.0%)	0 (0.0%)	0 (0.0%)	0 (0.0%)	2 (100.0%)	2 (100.0%)	2 (100.0%)	0 (0.0%)	0 (0.0%)	0 (0.0%)	8 (100.0%)	7 (87.5%)	1 (12.5%)	9 (100.0%)	8 (88.9%)	1 (11.1%)
	生駒市消防本部	2 (100.0%)	2 (100.0%)	0 (0.0%)	0 (0.0%)	0 (0.0%)	0 (0.0%)	0 (0.0%)	2 (100.0%)	1 (50.0%)	1 (50.0%)	1 (50.0%)	0 (0.0%)	0 (0.0%)	3 (100.0%)	1 (33.3%)	2 (66.7%)	–	–	–
	奈良県広域消防組合消防本部	6 (100.0%)	6 (100.0%)	0 (0.0%)	0 (0.0%)	0 (0.0%)	0 (0.0%)	0 (0.0%)	6 (100.0%)	6 (100.0%)	3 (50.0%)	0 (0.0%)	0 (0.0%)	0 (0.0%)	18 (100.0%)	12 (66.7%)	6 (33.3%)	6 (100.0%)	6 (100.0%)	0 (0.0%)
和歌山県		4 (100.0%)	1 (25.0%)	2 (50.0%)	1 (25.0%)	0 (0.0%)	0 (0.0%)	0 (0.0%)	4 (100.0%)	4 (100.0%)	3 (75.0%)	0 (0.0%)	0 (0.0%)	0 (0.0%)	5 (100.0%)	4 (80.0%)	1 (20.0%)	7 (100.0%)	4 (57.1%)	3 (42.9%)
	和歌山市消防局	0 –	0 –	0 –	0 –	0 –	0 –	0 –	0 –	0 –	0 –	0 –	0 –	0 –	0 –	0 –	0 –	0 –	0 –	0 –
	海南市消防本部	0 –	0 –	0 –	0 –	0 –	0 –	0 –	0 –	0 –	0 –	0 –	0 –	0 –	0 –	0 –	0 –	0 –	0 –	0 –
	橋本市消防本部	0 –	0 –	0 –	0 –	0 –	0 –	0 –	0 –	0 –	0 –	0 –	0 –	0 –	0 –	0 –	0 –	0 –	0 –	0 –

別紙2－1

重大違反対象物※1の状況※2（特定防火対象物※3・防火対象物別）

都道府県名	消防本部名	重大違反対象物数※4	違反覚知からの経過年数 ※5						（参考）是正指導・是正措置の状況等						（参考）重大違反対象物の是正状況等					
			1年未満	1年以上3年未満	3年以上5年未満	5年以上10年未満	10年以上	不明※8	是正指導・是正措置中の対象物数	警告前段の行政指導実施中の対象物数	改修期限を定めている対象物数	警告対象物数	命令対象物数	告発対象物数	新規※6	是正	継続	前回調査※7	是正	継続
		A(O+R)	B(B/A)	C(C/A)	D(D/A)	E(E/A)	F(F/A)	G(G/A)	H(H/A)	I(I/H)	J(J/I)	K(K/A)	L(L/A)	M(M/A)	N(O+P)	O(O/N)	P(P/N)	Q(R+S)	R(R/Q)	S(S/Q)
	有田市消防本部	0	0	0	0	0	0	0	0	0	0	0	0	0	0	0	0	0	0	0
	御坊市消防本部	0	0	0	0	0	0	0	0	0	0	0	0	0	0	0	0	0	0	0
	田辺市消防本部	1 (100.0%)	0 (0.0%)	0 (0.0%)	1 (100.0%)	0 (0.0%)	0 (0.0%)	0 (0.0%)	1 (100.0%)	1 (100.0%)	1 (100.0%)	0 (0.0%)	0 (0.0%)	0 (0.0%)	0	0	0	1 (100.0%)	0 (0.0%)	1 (100.0%)
	新宮市消防本部	0	0	0	0	0	0	0	0	0	0	0	0	0	0	0	0	0	0	0
	紀美野町消防本部	0	0	0	0	0	0	0	0	0	0	0	0	0	0	0	0	0	0	0
	高野町消防本部	0	0	0	0	0	0	0	0	0	0	0	0	0	0	0	0	3 (100.0%)	3 (100.0%)	0 (0.0%)
	有田川町消防本部	0	0	0	0	0	0	0	0	0	0	0	0	0	0	0	0	0	0	0
	白浜町消防本部	0	0	0	0	0	0	0	0	0	0	0	0	0	4 (100.0%)	4 (100.0%)	0 (0.0%)	0	0	0
	那智勝浦町消防本部	0	0	0	0	0	0	0	0	0	0	0	0	0	0	0	0	0	0	0
	串本町消防本部	0	0	0	0	0	0	0	0	0	0	0	0	0	0	0	0	0	0	0
	那賀消防組合消防本部	3 (100.0%)	1 (33.3%)	2 (66.7%)	0 (0.0%)	0 (0.0%)	0 (0.0%)	0 (0.0%)	3 (100.0%)	3 (100.0%)	2 (66.7%)	0 (0.0%)	0 (0.0%)	0 (0.0%)	1 (100.0%)	0 (0.0%)	1 (100.0%)	3 (100.0%)	1 (33.3%)	2 (66.7%)
	伊都消防組合消防本部	0	0	0	0	0	0	0	0	0	0	0	0	0	0	0	0	0	0	0
	湯浅広川消防組合消防本部	0	0	0	0	0	0	0	0	0	0	0	0	0	0	0	0	0	0	0
	日高広域消防事務組合消防本部	0	0	0	0	0	0	0	0	0	0	0	0	0	0	0	0	0	0	0
	太地町	0	0	0	0	0	0	0	0	0	0	0	0	0	0	0	0	0	0	0
鳥取県		2 (100.0%)	1 (50.0%)	1 (50.0%)	0 (0.0%)	0 (0.0%)	0 (0.0%)	0 (0.0%)	2 (100.0%)	2 (100.0%)	2 (100.0%)	0 (0.0%)	0 (0.0%)	0 (0.0%)	6 (100.0%)	5 (83.3%)	1 (16.7%)	3 (100.0%)	2 (66.7%)	1 (33.3%)
	鳥取県東部広域行政管理組合消防局	1 (100.0%)	0 (0.0%)	1 (100.0%)	0 (0.0%)	0 (0.0%)	0 (0.0%)	0 (0.0%)	1 (100.0%)	1 (100.0%)	1 (100.0%)	0 (0.0%)	0 (0.0%)	0 (0.0%)	4 (100.0%)	4 (100.0%)	0 (0.0%)	3 (100.0%)	2 (66.7%)	1 (33.3%)
	鳥取中部ふるさと広域連合消防局	1 (100.0%)	1 (100.0%)	0 (0.0%)	0 (0.0%)	0 (0.0%)	0 (0.0%)	0 (0.0%)	1 (100.0%)	1 (100.0%)	1 (100.0%)	0 (0.0%)	0 (0.0%)	0 (0.0%)	1 (100.0%)	0 (0.0%)	1 (100.0%)	0	0	0
	鳥取県西部広域行政管理組合消防局	0	0	0	0	0	0	0	0	0	0	0	0	0	1 (100.0%)	1 (100.0%)	0 (0.0%)	0	0	0
島根県		14 (100.0%)	9 (64.3%)	4 (28.6%)	1 (7.1%)	0 (0.0%)	0 (0.0%)	0 (0.0%)	14 (100.0%)	14 (100.0%)	13 (92.9%)	0 (0.0%)	0 (0.0%)	0 (0.0%)	31 (100.0%)	22 (71.0%)	9 (29.0%)	20 (100.0%)	15 (75.0%)	5 (25.0%)
	松江市消防本部	0	0	0	0	0	0	0	0	0	0	0	0	0	0	0	0	1 (100.0%)	1 (100.0%)	0 (0.0%)
	浜田市消防本部	3 (100.0%)	1 (33.3%)	2 (66.7%)	0 (0.0%)	0 (0.0%)	0 (0.0%)	0 (0.0%)	3 (100.0%)	3 (100.0%)	2 (66.7%)	0 (0.0%)	0 (0.0%)	0 (0.0%)	1 (100.0%)	0 (0.0%)	1 (100.0%)	4 (100.0%)	2 (50.0%)	2 (50.0%)
	出雲市消防本部	3 (100.0%)	3 (100.0%)	0 (0.0%)	0 (0.0%)	0 (0.0%)	0 (0.0%)	0 (0.0%)	3 (100.0%)	3 (100.0%)	3 (100.0%)	0 (0.0%)	0 (0.0%)	0 (0.0%)	21 (100.0%)	18 (85.7%)	3 (14.3%)	6 (100.0%)	6 (100.0%)	0 (0.0%)
	大田市消防本部	0	0	0	0	0	0	0	0	0	0	0	0	0	1 (100.0%)	1 (100.0%)	0 (0.0%)	2 (100.0%)	2 (100.0%)	0 (0.0%)
	安来市消防本部	0	0	0	0	0	0	0	0	0	0	0	0	0	0	0	0	1 (100.0%)	1 (100.0%)	0 (0.0%)
	雲南消防本部	0	0	0	0	0	0	0	0	0	0	0	0	0	0	0	0	3 (100.0%)	3 (100.0%)	0 (0.0%)
	益田広域消防本部	0	0	0	0	0	0	0	0	0	0	0	0	0	0	0	0	0	0	0
	江津邑智消防組合消防本部	7 (100.0%)	4 (57.1%)	2 (28.6%)	1 (14.3%)	0 (0.0%)	0 (0.0%)	0 (0.0%)	7 (100.0%)	7 (100.0%)	7 (100.0%)	0 (0.0%)	0 (0.0%)	0 (0.0%)	6 (100.0%)	2 (33.3%)	4 (66.7%)	3 (100.0%)	0 (0.0%)	3 (100.0%)
	隠岐広域連合消防本部	1 (100.0%)	1 (100.0%)	0 (0.0%)	0 (0.0%)	0 (0.0%)	0 (0.0%)	0 (0.0%)	1 (100.0%)	1 (100.0%)	1 (100.0%)	0 (0.0%)	0 (0.0%)	0 (0.0%)	2 (100.0%)	1 (50.0%)	1 (50.0%)	0	0	0
岡山県		30 (100.0%)	17 (56.7%)	10 (33.3%)	1 (3.3%)	0 (0.0%)	2 (6.7%)	0 (0.0%)	30 (100.0%)	26 (86.7%)	19 (73.1%)	3 (10.0%)	1 (3.3%)	0 (0.0%)	61 (100.0%)	44 (72.1%)	17 (27.9%)	50 (100.0%)	37 (74.0%)	13 (26.0%)
	岡山市消防局	11 (100.0%)	11 (100.0%)	0 (0.0%)	0 (0.0%)	0 (0.0%)	0 (0.0%)	0 (0.0%)	11 (100.0%)	10 (90.9%)	10 (90.9%)	1 (9.1%)	0 (0.0%)	0 (0.0%)	32 (100.0%)	21 (65.6%)	11 (34.4%)	5 (100.0%)	5 (100.0%)	0 (0.0%)

別紙2－1

重大違反対象物※1の状況※2（特定防火対象物※3・防火対象物別）

都道府県名	消防本部名	重大違反対象物数※4	違反覚知からの経過年数 ※5						（参考）是正指導・是正措置の状況等						（参考）重大違反対象物の是正状況等					
			1年未満	1年以上3年未満	3年以上5年未満	5年以上10年未満	10年以上	不明※8	是正指導・是正措置中の対象物数	警告前段の行政指導実施中の対象物数	改修期限を定めている対象物数	警告対象物数	命令対象物数	告発対象物数	新規※6	是正	継続	前回調査※7	是正	継続
		A(O+R)	B(B/A)	C(C/A)	D(D/A)	E(E/A)	F(F/A)	G(G/A)	H(H/A)	I(I/H)	J(J/I)	K(K/A)	L(L/A)	M(M/A)	N(O+P)	O(O/N)	P(P/N)	Q(R+S)	R(R/Q)	S(S/Q)
	倉敷市消防局	3 (100.0%)	1 (33.3%)	1 (33.3%)	1 (33.3%)	0 (0.0%)	0 (0.0%)	0 (0.0%)	3 (100.0%)	1 (33.3%)	1 (33.3%)	1 (33.3%)	1 (33.3%)	0 (0.0%)	8 (100.0%)	7 (87.5%)	1 (12.5%)	16 (100.0%)	14 (87.5%)	2 (12.5%)
	津山圏域消防組合消防本部	7 (100.0%)	3 (42.9%)	4 (57.1%)	0 (0.0%)	0 (0.0%)	0 (0.0%)	0 (0.0%)	7 (100.0%)	7 (100.0%)	0 (0.0%)	0 (0.0%)	0 (0.0%)	0 (0.0%)	13 (100.0%)	10 (76.9%)	3 (23.1%)	11 (100.0%)	7 (63.6%)	4 (36.4%)
	玉野市消防本部	1 (100.0%)	0 (0.0%)	0 (0.0%)	0 (0.0%)	0 (0.0%)	1 (100.0%)	0 (0.0%)	1 (100.0%)	0 (0.0%)	0 (0.0%)	1 (100.0%)	0 (0.0%)	0 (0.0%)	0 –	0 –	0 –	3 (100.0%)	2 (66.7%)	1 (33.3%)
	笠岡地区消防組合消防本部	1 (100.0%)	1 (100.0%)	0 (0.0%)	0 (0.0%)	0 (0.0%)	0 (0.0%)	0 (0.0%)	1 (100.0%)	1 (100.0%)	1 (100.0%)	0 (0.0%)	0 (0.0%)	0 (0.0%)	1 (100.0%)	0 (0.0%)	1 (100.0%)	1 (100.0%)	1 (100.0%)	0 (0.0%)
	井原地区消防組合消防本部	1 (100.0%)	0 (0.0%)	1 (100.0%)	0 (0.0%)	0 (0.0%)	0 (0.0%)	0 (0.0%)	1 (100.0%)	1 (100.0%)	1 (100.0%)	0 (0.0%)	0 (0.0%)	0 (0.0%)	3 (100.0%)	3 (100.0%)	0 (0.0%)	2 (100.0%)	1 (50.0%)	1 (50.0%)
	総社市消防本部	2 (100.0%)	1 (50.0%)	1 (50.0%)	0 (0.0%)	0 (0.0%)	0 (0.0%)	0 (0.0%)	2 (100.0%)	2 (100.0%)	2 (100.0%)	0 (0.0%)	0 (0.0%)	0 (0.0%)	4 (100.0%)	3 (75.0%)	1 (25.0%)	3 (100.0%)	2 (66.7%)	1 (33.3%)
	高梁市消防本部	0 –	0 –	0 –	0 –	0 –	0 –	0 –	0 –	0 –	0 –	0 –	0 –	0 –	0 –	0 –	0 –	0 –	0 –	0 –
	新見市消防本部	1 (100.0%)	0 (0.0%)	1 (100.0%)	0 (0.0%)	0 (0.0%)	0 (0.0%)	0 (0.0%)	1 (100.0%)	1 (100.0%)	1 (100.0%)	0 (0.0%)	0 (0.0%)	0 (0.0%)	0 –	0 –	0 –	2 (100.0%)	1 (50.0%)	1 (50.0%)
	東備消防組合消防本部	0 –	0 –	0 –	0 –	0 –	0 –	0 –	0 –	0 –	0 –	0 –	0 –	0 –	0 –	0 –	0 –	0 –	0 –	0 –
	真庭市消防本部	0 –	0 –	0 –	0 –	0 –	0 –	0 –	0 –	0 –	0 –	0 –	0 –	0 –	0 –	0 –	0 –	0 –	0 –	0 –
	美作市消防本部	1 (100.0%)	0 (0.0%)	1 (100.0%)	0 (0.0%)	0 (0.0%)	0 (0.0%)	0 (0.0%)	1 (100.0%)	1 (100.0%)	1 (100.0%)	0 (0.0%)	0 (0.0%)	0 (0.0%)	0 –	0 –	0 –	3 (100.0%)	2 (66.7%)	1 (33.3%)
	赤磐市消防本部	2 (100.0%)	0 (0.0%)	1 (50.0%)	0 (0.0%)	0 (0.0%)	1 (50.0%)	0 (0.0%)	2 (100.0%)	2 (100.0%)	2 (100.0%)	0 (0.0%)	0 (0.0%)	0 (0.0%)	0 –	0 –	0 –	4 (100.0%)	2 (50.0%)	2 (50.0%)
	瀬戸内市消防本部	0 –	0 –	0 –	0 –	0 –	0 –	0 –	0 –	0 –	0 –	0 –	0 –	0 –	0 –	0 –	0 –	0 –	0 –	0 –
広島県		38 (100.0%)	14 (36.8%)	7 (18.4%)	1 (2.6%)	4 (10.5%)	12 (31.6%)	0 (0.0%)	38 (100.0%)	34 (89.5%)	30 (88.2%)	3 (7.9%)	1 (2.6%)	0 (0.0%)	22 (100.0%)	8 (36.4%)	14 (63.6%)	47 (100.0%)	23 (48.9%)	24 (51.1%)
	広島市消防局	1 (100.0%)	1 (100.0%)	0 (0.0%)	0 (0.0%)	0 (0.0%)	0 (0.0%)	0 (0.0%)	1 (100.0%)	1 (100.0%)	0 (0.0%)	0 (0.0%)	0 (0.0%)	0 (0.0%)	1 (100.0%)	0 (0.0%)	1 (100.0%)	0 –	0 –	0 –
	呉市消防局	14 (100.0%)	4 (28.6%)	3 (21.4%)	0 (0.0%)	3 (21.4%)	4 (28.6%)	0 (0.0%)	14 (100.0%)	14 (100.0%)	14 (100.0%)	0 (0.0%)	0 (0.0%)	0 (0.0%)	4 (100.0%)	0 (0.0%)	4 (100.0%)	14 (100.0%)	4 (28.6%)	10 (71.4%)
	三原市消防本部	0 –	0 –	0 –	0 –	0 –	0 –	0 –	0 –	0 –	0 –	0 –	0 –	0 –	1 (100.0%)	1 (100.0%)	0 (0.0%)	0 –	0 –	0 –
	尾道市消防局	0 –	0 –	0 –	0 –	0 –	0 –	0 –	0 –	0 –	0 –	0 –	0 –	0 –	0 –	0 –	0 –	0 –	0 –	0 –
	大竹市消防本部	0 –	0 –	0 –	0 –	0 –	0 –	0 –	0 –	0 –	0 –	0 –	0 –	0 –	0 –	0 –	0 –	0 –	0 –	0 –
	東広島市消防局	10 (100.0%)	3 (30.0%)	2 (20.0%)	1 (10.0%)	0 (0.0%)	4 (40.0%)	0 (0.0%)	10 (100.0%)	8 (80.0%)	8 (80.0%)	2 (20.0%)	0 (0.0%)	0 (0.0%)	4 (100.0%)	1 (25.0%)	3 (75.0%)	9 (100.0%)	2 (22.2%)	7 (77.8%)
	廿日市市消防本部	0 –	0 –	0 –	0 –	0 –	0 –	0 –	0 –	0 –	0 –	0 –	0 –	0 –	1 (100.0%)	1 (100.0%)	0 (0.0%)	0 –	0 –	0 –
	安芸高田市消防本部	1 (100.0%)	0 (0.0%)	1 (100.0%)	0 (0.0%)	0 (0.0%)	0 (0.0%)	0 (0.0%)	1 (100.0%)	1 (100.0%)	1 (100.0%)	0 (0.0%)	0 (0.0%)	0 (0.0%)	1 (100.0%)	1 (100.0%)	0 (0.0%)	3 (100.0%)	2 (66.7%)	1 (33.3%)
	江田島市消防本部	3 (100.0%)	0 (0.0%)	1 (33.3%)	0 (0.0%)	0 (0.0%)	2 (66.7%)	0 (0.0%)	3 (100.0%)	3 (100.0%)	0 (0.0%)	0 (0.0%)	0 (0.0%)	0 (0.0%)	0 –	0 –	0 –	6 (100.0%)	3 (50.0%)	3 (50.0%)
	府中町消防本部	0 –	0 –	0 –	0 –	0 –	0 –	0 –	0 –	0 –	0 –	0 –	0 –	0 –	0 –	0 –	0 –	0 –	0 –	0 –
	北広島町消防本部	2 (100.0%)	0 (0.0%)	0 (0.0%)	0 (0.0%)	0 (0.0%)	2 (100.0%)	0 (0.0%)	2 (100.0%)	2 (100.0%)	2 (100.0%)	0 (0.0%)	0 (0.0%)	0 (0.0%)	1 (100.0%)	1 (100.0%)	0 (0.0%)	6 (100.0%)	4 (66.7%)	2 (33.3%)
	備北地区消防組合消防本部	1 (100.0%)	0 (0.0%)	0 (0.0%)	0 (0.0%)	1 (100.0%)	0 (0.0%)	0 (0.0%)	1 (100.0%)	0 (0.0%)	0 (0.0%)	1 (100.0%)	0 (0.0%)	0 (0.0%)	0 –	0 –	0 –	9 (100.0%)	8 (88.9%)	1 (11.1%)
	福山地区消防組合消防局	6 (100.0%)	6 (100.0%)	0 (0.0%)	0 (0.0%)	0 (0.0%)	0 (0.0%)	0 (0.0%)	6 (100.0%)	5 (83.3%)	5 (83.3%)	0 (0.0%)	1 (16.7%)	0 (0.0%)	9 (100.0%)	3 (33.3%)	6 (66.7%)	0 –	0 –	0 –
山口県		21 (100.0%)	19 (90.5%)	0 (0.0%)	0 (0.0%)	0 (0.0%)	2 (9.5%)	0 (0.0%)	21 (100.0%)	20 (95.2%)	8 (40.0%)	0 (0.0%)	1 (4.8%)	0 (0.0%)	30 (100.0%)	11 (36.7%)	19 (63.3%)	5 (100.0%)	3 (60.0%)	2 (40.0%)
	下関市消防局	0 –	0 –	0 –	0 –	0 –	0 –	0 –	0 –	0 –	0 –	0 –	0 –	0 –	0 –	0 –	0 –	0 –	0 –	0 –
	宇部・山陽小野田消防局	4 (100.0%)	3 (75.0%)	0 (0.0%)	0 (0.0%)	0 (0.0%)	1 (25.0%)	0 (0.0%)	4 (100.0%)	3 (75.0%)	3 (75.0%)	0 (0.0%)	1 (25.0%)	0 (0.0%)	5 (100.0%)	2 (40.0%)	3 (60.0%)	2 (100.0%)	1 (50.0%)	1 (50.0%)
	山口市消防本部	1 (100.0%)	1 (100.0%)	0 (0.0%)	0 (0.0%)	0 (0.0%)	0 (0.0%)	0 (0.0%)	1 (100.0%)	1 (100.0%)	1 (100.0%)	0 (0.0%)	0 (0.0%)	0 (0.0%)	4 (100.0%)	3 (75.0%)	1 (25.0%)	0 –	0 –	0 –

重大違反対象物※1の状況※2（特定防火対象物※3・防火対象物別）

都道府県名	消防本部名	重大違反対象物数※4	違反覚知からの経過年数 ※5						（参考）是正指導・是正措置の状況等						（参考）重大違反対象物の是正状況等					
			1年未満	1年以上3年未満	3年以上5年未満	5年以上10年未満	10年以上	不明※8	是正指導・是正措置中の対象物数	警告前段の行政指導実施中の対象物数	改修期限を定めている対象物数	警告対象物数	命令対象物数	告発対象物数	新規※6	是正	継続	前回調査※7	是正	継続
		A(O+R)	B(B/A)	C(C/A)	D(D/A)	E(E/A)	F(F/A)	G(G/A)	H(H/A)	I(I/H)	J(J/I)	K(K/A)	L(L/A)	M(M/A)	N(O+P)	O(O/N)	P(P/N)	Q(R+S)	R(R/Q)	S(S/Q)
	萩市消防本部	0	0	0	0	0	0	0	0	0	0	0	0	0	0	0	0	0	0	0
	防府市消防本部	0	0	0	0	0	0	0	0	0	0	0	0	0	0	0	0	0	0	0
	下松市消防本部	0	0	0	0	0	0	0	0	0	0	0	0	0	0	0	0	0	0	0
	岩国地区消防組合消防本部	12 (100.0%)	12 (100.0%)	0 (0.0%)	0 (0.0%)	0 (0.0%)	0 (0.0%)	0 (0.0%)	12 (100.0%)	12 (100.0%)	0 (0.0%)	0 (0.0%)	0 (0.0%)	0 (0.0%)	17 (100.0%)	5 (29.4%)	12 (70.6%)	2 (100.0%)	2 (100.0%)	0 (0.0%)
	光地区消防組合消防本部	1 (100.0%)	0 (0.0%)	0 (0.0%)	0 (0.0%)	0 (0.0%)	1 (100.0%)	0 (0.0%)	1 (100.0%)	1 (100.0%)	1 (100.0%)	0 (0.0%)	0 (0.0%)	0 (0.0%)	0	0	0	1 (100.0%)	0 (0.0%)	1 (100.0%)
	長門市消防本部	0	0	0	0	0	0	0	0	0	0	0	0	0	0	0	0	0	0	0
	柳井地区広域消防本部	0	0	0	0	0	0	0	0	0	0	0	0	0	0	0	0	0	0	0
	美祢市消防本部	0	0	0	0	0	0	0	0	0	0	0	0	0	0	0	0	0	0	0
	周南市消防本部	3 (100.0%)	3 (100.0%)	0 (0.0%)	0 (0.0%)	0 (0.0%)	0 (0.0%)	0 (0.0%)	3 (100.0%)	3 (100.0%)	3 (100.0%)	0 (0.0%)	0 (0.0%)	0 (0.0%)	4 (100.0%)	1 (25.0%)	3 (75.0%)	0	0	0
徳島県		50 (100.0%)	3 (6.0%)	13 (26.0%)	2 (4.0%)	4 (8.0%)	28 (56.0%)	0 (0.0%)	50 (100.0%)	49 (98.0%)	28 (57.1%)	1 (2.0%)	0 (0.0%)	0 (0.0%)	4 (100.0%)	1 (25.0%)	3 (75.0%)	82 (100.0%)	35 (42.7%)	47 (57.3%)
	徳島市消防局	8 (100.0%)	0 (0.0%)	2 (25.0%)	0 (0.0%)	1 (12.5%)	5 (62.5%)	0 (0.0%)	8 (100.0%)	7 (87.5%)	7 (87.5%)	1 (12.5%)	0 (0.0%)	0 (0.0%)	0	0	0	22 (100.0%)	14 (63.6%)	8 (36.4%)
	鳴門市消防本部	0	0	0	0	0	0	0	0	0	0	0	0	0	0	0	0	0	0	0
	小松島市消防本部	5 (100.0%)	2 (40.0%)	1 (20.0%)	0 (0.0%)	0 (0.0%)	2 (40.0%)	0 (0.0%)	5 (100.0%)	5 (100.0%)	0 (0.0%)	0 (0.0%)	0 (0.0%)	0 (0.0%)	2 (100.0%)	0 (0.0%)	2 (100.0%)	6 (100.0%)	3 (50.0%)	3 (50.0%)
	阿南市消防本部	1 (100.0%)	1 (100.0%)	0 (0.0%)	0 (0.0%)	0 (0.0%)	0 (0.0%)	0 (0.0%)	1 (100.0%)	1 (100.0%)	0 (0.0%)	0 (0.0%)	0 (0.0%)	0 (0.0%)	1 (100.0%)	0 (0.0%)	1 (100.0%)	0	0	0
	美馬市消防本部	2 (100.0%)	0 (0.0%)	0 (0.0%)	1 (50.0%)	0 (0.0%)	1 (50.0%)	0 (0.0%)	2 (100.0%)	2 (100.0%)	0 (0.0%)	0 (0.0%)	0 (0.0%)	0 (0.0%)	0	0	0	7 (100.0%)	5 (71.4%)	2 (28.6%)
	那賀町消防本部	2 (100.0%)	0 (0.0%)	1 (50.0%)	0 (0.0%)	0 (0.0%)	1 (50.0%)	0 (0.0%)	2 (100.0%)	2 (100.0%)	2 (100.0%)	0 (0.0%)	0 (0.0%)	0 (0.0%)	0	0	0	2 (100.0%)	0 (0.0%)	2 (100.0%)
	名西消防組合消防本部	12 (100.0%)	0 (0.0%)	0 (0.0%)	1 (8.3%)	1 (8.3%)	10 (83.3%)	0 (0.0%)	12 (100.0%)	12 (100.0%)	0 (0.0%)	0 (0.0%)	0 (0.0%)	0 (0.0%)	0	0	0	12 (100.0%)	0 (0.0%)	12 (100.0%)
	海部消防組合消防本部	19 (100.0%)	0 (0.0%)	9 (47.4%)	0 (0.0%)	1 (5.3%)	9 (47.4%)	0 (0.0%)	19 (100.0%)	19 (100.0%)	19 (100.0%)	0 (0.0%)	0 (0.0%)	0 (0.0%)	1 (100.0%)	1 (100.0%)	0 (0.0%)	31 (100.0%)	12 (38.7%)	19 (61.3%)
	板野東部消防組合	0	0	0	0	0	0	0	0	0	0	0	0	0	0	0	0	0	0	0
	板野西部消防組合消防本部	0	0	0	0	0	0	0	0	0	0	0	0	0	0	0	0	0	0	0
	徳島中央広域連合消防本部	1 (100.0%)	0 (0.0%)	0 (0.0%)	0 (0.0%)	1 (100.0%)	0 (0.0%)	0 (0.0%)	1 (100.0%)	1 (100.0%)	0 (0.0%)	0 (0.0%)	0 (0.0%)	0 (0.0%)	0	0	0	1 (100.0%)	0 (0.0%)	1 (100.0%)
	美馬西部消防組合消防本部	0	0	0	0	0	0	0	0	0	0	0	0	0	0	0	0	0	0	0
	みよし広域連合消防本部	0	0	0	0	0	0	0	0	0	0	0	0	0	0	0	0	0	0	0
	勝浦町	0	0	0	0	0	0	0	0	0	0	0	0	0	0	0	0	0	0	0
	上勝町	0	0	0	0	0	0	0	0	0	0	0	0	0	0	0	0	1 (100.0%)	1 (100.0%)	0 (0.0%)
	佐那河内村	0	0	0	0	0	0	0	0	0	0	0	0	0	0	0	0	0	0	0
香川県		63 (100.0%)	25 (39.7%)	18 (28.6%)	5 (7.9%)	3 (4.8%)	12 (19.0%)	0 (0.0%)	63 (100.0%)	60 (95.2%)	59 (98.3%)	3 (4.8%)	0 (0.0%)	0 (0.0%)	40 (100.0%)	15 (37.5%)	25 (62.5%)	86 (100.0%)	48 (55.8%)	38 (44.2%)
	高松市消防局	17 (100.0%)	9 (52.9%)	4 (23.5%)	3 (17.6%)	1 (5.9%)	0 (0.0%)	0 (0.0%)	17 (100.0%)	15 (88.2%)	15 (88.2%)	2 (11.8%)	0 (0.0%)	0 (0.0%)	23 (100.0%)	14 (60.9%)	9 (39.1%)	26 (100.0%)	18 (69.2%)	8 (30.8%)
	丸亀市消防本部	15 (100.0%)	2 (13.3%)	9 (60.0%)	2 (13.3%)	1 (6.7%)	1 (6.7%)	0 (0.0%)	15 (100.0%)	15 (100.0%)	14 (93.3%)	0 (0.0%)	0 (0.0%)	0 (0.0%)	3 (100.0%)	1 (33.3%)	2 (66.7%)	16 (100.0%)	3 (18.8%)	13 (81.3%)
	坂出市消防本部	7 (100.0%)	4 (57.1%)	3 (42.9%)	0 (0.0%)	0 (0.0%)	0 (0.0%)	0 (0.0%)	7 (100.0%)	7 (100.0%)	7 (100.0%)	0 (0.0%)	0 (0.0%)	0 (0.0%)	4 (100.0%)	0 (0.0%)	4 (100.0%)	6 (100.0%)	3 (50.0%)	3 (50.0%)
	善通寺市消防本部	3 (100.0%)	0 (0.0%)	1 (33.3%)	0 (0.0%)	1 (33.3%)	1 (33.3%)	0 (0.0%)	3 (100.0%)	3 (100.0%)	3 (100.0%)	0 (0.0%)	0 (0.0%)	0 (0.0%)	0	0	0	8 (100.0%)	5 (62.5%)	3 (37.5%)

別紙2－1

重大違反対象物※1の状況※2（特定防火対象物※3・防火対象物別）

都道府県名	消防本部名	重大違反対象物数※4	違反覚知からの経過年数 ※5						（参考）是正指導・是正措置の状況等						（参考）重大違反対象物の是正状況等					
			1年未満	1年以上3年未満	3年以上5年未満	5年以上10年未満	10年以上	不明※8	是正指導・是正措置中の対象物数	警告前段の行政指導実施中の対象物数	改修期限を定めている対象物数	警告対象物数	命令対象物数	告発対象物数	新規※6	是正	継続	前回調査※7	是正	継続
		A(O+R)	B(B/A)	C(C/A)	D(D/A)	E(E/A)	F(F/A)	G(G/A)	H(H/A)	I(I/H)	J(J/I)	K(K/A)	L(L/A)	M(M/A)	N(O+P)	O(O/N)	P(P/N)	Q(R+S)	R(R/Q)	S(S/Q)
	多度津町消防本部	0	0	0	0	0	0	0	0	0	0	0	0	0	0	0	0	0	0	0
	仲多度南部消防本部	0	0	0	0	0	0	0	0	0	0	0	0	0	0	0	0	1 (100.0%)	1 (100.0%)	0 (0.0%)
	大川広域消防本部	2 (100.0%)	0 (0.0%)	0 (0.0%)	0 (0.0%)	0 (0.0%)	2 (100.0%)	0 (0.0%)	2 (100.0%)	1 (50.0%)	1 (50.0%)	1 (50.0%)	0 (0.0%)	0 (0.0%)	0	0	0	9 (100.0%)	7 (77.8%)	2 (22.2%)
	三観広域行政組合消防本部	9 (100.0%)	1 (11.1%)	0 (0.0%)	0 (0.0%)	0 (0.0%)	8 (88.9%)	0 (0.0%)	9 (100.0%)	9 (100.0%)	9 (100.0%)	0 (0.0%)	0 (0.0%)	0 (0.0%)	1 (100.0%)	0 (0.0%)	1 (100.0%)	17 (100.0%)	9 (52.9%)	8 (47.1%)
	小豆地区消防本部	10 (100.0%)	9 (90.0%)	1 (10.0%)	0 (0.0%)	0 (0.0%)	0 (0.0%)	0 (0.0%)	10 (100.0%)	10 (100.0%)	10 (100.0%)	0 (0.0%)	0 (0.0%)	0 (0.0%)	9 (100.0%)	0 (0.0%)	9 (100.0%)	3 (100.0%)	2 (66.7%)	1 (33.3%)
	直島町	0	0	0	0	0	0	0	0	0	0	0	0	0	0	0	0	0	0	0
愛媛県		75 (100.0%)	9 (12.0%)	15 (20.0%)	5 (6.7%)	17 (22.7%)	29 (38.7%)	0 (0.0%)	75 (100.0%)	72 (96.0%)	14 (19.4%)	2 (2.7%)	1 (1.3%)	0 (0.0%)	17 (100.0%)	8 (47.1%)	9 (52.9%)	213 (100.0%)	147 (69.0%)	66 (31.0%)
	松山市消防局	2 (100.0%)	1 (50.0%)	1 (50.0%)	0 (0.0%)	0 (0.0%)	0 (0.0%)	0 (0.0%)	2 (100.0%)	2 (100.0%)	0 (0.0%)	0 (0.0%)	0 (0.0%)	0 (0.0%)	1 (100.0%)	0 (0.0%)	1 (100.0%)	105 (100.0%)	104 (99.0%)	1 (1.0%)
	今治市消防本部	56 (100.0%)	3 (5.4%)	6 (10.7%)	3 (5.4%)	17 (30.4%)	27 (48.2%)	0 (0.0%)	56 (100.0%)	55 (98.2%)	0 (0.0%)	0 (0.0%)	1 (1.8%)	0 (0.0%)	5 (100.0%)	2 (40.0%)	3 (60.0%)	69 (100.0%)	16 (23.2%)	53 (76.8%)
	新居浜市消防本部	0	0	0	0	0	0	0	0	0	0	0	0	0	2 (100.0%)	2 (100.0%)	0 (0.0%)	0	0	0
	西条市消防本部	2 (100.0%)	0 (0.0%)	1 (50.0%)	0 (0.0%)	0 (0.0%)	1 (50.0%)	0 (0.0%)	2 (100.0%)	1 (50.0%)	0 (0.0%)	1 (50.0%)	0 (0.0%)	0 (0.0%)	3 (100.0%)	3 (100.0%)	0 (0.0%)	17 (100.0%)	15 (88.2%)	2 (11.8%)
	四国中央市消防本部	5 (100.0%)	2 (40.0%)	3 (60.0%)	0 (0.0%)	0 (0.0%)	0 (0.0%)	0 (0.0%)	5 (100.0%)	5 (100.0%)	5 (100.0%)	0 (0.0%)	0 (0.0%)	0 (0.0%)	2 (100.0%)	0 (0.0%)	2 (100.0%)	5 (100.0%)	2 (40.0%)	3 (60.0%)
	西予市消防本部	6 (100.0%)	2 (33.3%)	3 (50.0%)	1 (16.7%)	0 (0.0%)	0 (0.0%)	0 (0.0%)	6 (100.0%)	5 (83.3%)	5 (83.3%)	1 (16.7%)	0 (0.0%)	0 (0.0%)	2 (100.0%)	0 (0.0%)	2 (100.0%)	6 (100.0%)	2 (33.3%)	4 (66.7%)
	東温市消防本部	0	0	0	0	0	0	0	0	0	0	0	0	0	0	0	0	0	0	0
	上島町消防本部	0	0	0	0	0	0	0	0	0	0	0	0	0	0	0	0	1 (100.0%)	1 (100.0%)	0 (0.0%)
	久万高原町消防本部	0	0	0	0	0	0	0	0	0	0	0	0	0	0	0	0	0	0	0
	愛南町消防本部	0	0	0	0	0	0	0	0	0	0	0	0	0	0	0	0	1 (100.0%)	1 (100.0%)	0 (0.0%)
	八幡浜地区施設事務組合消防本部	0	0	0	0	0	0	0	0	0	0	0	0	0	0	0	0	4 (100.0%)	4 (100.0%)	0 (0.0%)
	伊予消防等事務組合消防本部	0	0	0	0	0	0	0	0	0	0	0	0	0	0	0	0	0	0	0
	宇和島地区広域事務組合消防本部	2 (100.0%)	0 (0.0%)	0 (0.0%)	1 (50.0%)	0 (0.0%)	1 (50.0%)	0 (0.0%)	2 (100.0%)	2 (100.0%)	2 (100.0%)	0 (0.0%)	0 (0.0%)	0 (0.0%)	0	0	0	2 (100.0%)	0 (0.0%)	2 (100.0%)
	大洲地区広域消防事務組合消防本部	2 (100.0%)	1 (50.0%)	1 (50.0%)	0 (0.0%)	0 (0.0%)	0 (0.0%)	0 (0.0%)	2 (100.0%)	2 (100.0%)	2 (100.0%)	0 (0.0%)	0 (0.0%)	0 (0.0%)	2 (100.0%)	1 (50.0%)	1 (50.0%)	3 (100.0%)	2 (66.7%)	1 (33.3%)
高知県		45 (100.0%)	24 (53.3%)	4 (8.9%)	2 (4.4%)	7 (15.6%)	8 (17.8%)	0 (0.0%)	45 (100.0%)	43 (95.6%)	42 (97.7%)	0 (0.0%)	2 (4.4%)	0 (0.0%)	24 (100.0%)	0 (0.0%)	24 (100.0%)	62 (100.0%)	41 (66.1%)	21 (33.9%)
	高知市消防局	31 (100.0%)	23 (74.2%)	1 (3.2%)	2 (6.5%)	3 (9.7%)	2 (6.5%)	0 (0.0%)	31 (100.0%)	29 (93.5%)	28 (90.3%)	0 (0.0%)	2 (6.5%)	0 (0.0%)	23 (100.0%)	0 (0.0%)	23 (100.0%)	37 (100.0%)	29 (78.4%)	8 (21.6%)
	室戸市消防本部	0	0	0	0	0	0	0	0	0	0	0	0	0	0	0	0	1 (100.0%)	1 (100.0%)	0 (0.0%)
	安芸市消防本部	0	0	0	0	0	0	0	0	0	0	0	0	0	0	0	0	0	0	0
	南国市消防本部	0	0	0	0	0	0	0	0	0	0	0	0	0	0	0	0	3 (100.0%)	3 (100.0%)	0 (0.0%)
	土佐市消防本部	0	0	0	0	0	0	0	0	0	0	0	0	0	0	0	0	0	0	0
	土佐清水市消防本部	2 (100.0%)	0 (0.0%)	1 (50.0%)	0 (0.0%)	1 (50.0%)	0 (0.0%)	0 (0.0%)	2 (100.0%)	2 (100.0%)	2 (100.0%)	0 (0.0%)	0 (0.0%)	0 (0.0%)	0	0	0	2 (100.0%)	0 (0.0%)	2 (100.0%)
	香南市消防本部	0	0	0	0	0	0	0	0	0	0	0	0	0	0	0	0	1 (100.0%)	1 (100.0%)	0 (0.0%)
	香美市消防本部	0	0	0	0	0	0	0	0	0	0	0	0	0	0	0	0	2 (100.0%)	2 (100.0%)	0 (0.0%)
	高吾北広域町村事務組合消防本部	0	0	0	0	0	0	0	0	0	0	0	0	0	0	0	0	0	0	0

別紙2－1

重大違反対象物※1の状況※2（特定防火対象物※3・防火対象物別）

都道府県名	消防本部名	重大違反対象物数※4	違反覚知からの経過年数 ※5						（参考）是正指導・是正措置の状況等						（参考）重大違反対象物の是正状況等					
			1年未満	1年以上3年未満	3年以上5年未満	5年以上10年未満	10年以上	不明※8	是正指導・是正措置中の対象物数	警告前段の行政指導実施中の対象物数	改修期限を定めている対象物数	警告対象物数	命令対象物数	告発対象物数	新規※6	是正	継続	前回調査※7	是正	継続
		A(O+R)	B(B/A)	C(C/A)	D(D/A)	E(E/A)	F(F/A)	G(G/A)	H(H/A)	I(I/H)	J(J/I)	K(K/A)	L(L/A)	M(M/A)	N(O+P)	O(O/N)	P(P/N)	Q(R+S)	R(R/Q)	S(S/Q)
	高幡消防組合消防本部	2 (100.0%)	1 (50.0%)	1 (50.0%)	0 (0.0%)	0 (0.0%)	0 (0.0%)	0 (0.0%)	2 (100.0%)	2 (100.0%)	2 (100.0%)	0 (0.0%)	0 (0.0%)	0 (0.0%)	1 (100.0%)	0 (0.0%)	1 (100.0%)	3 (100.0%)	2 (66.7%)	1 (33.3%)
	仁淀消防組合消防本部	4 (100.0%)	0 (0.0%)	0 (0.0%)	0 (0.0%)	1 (25.0%)	3 (75.0%)	0 (0.0%)	4 (100.0%)	4 (100.0%)	4 (100.0%)	0 (0.0%)	0 (0.0%)	0 (0.0%)	–	0 –	0 –	4 (100.0%)	0 (0.0%)	4 (100.0%)
	幡多中央消防組合消防本部	1 (100.0%)	0 (0.0%)	1 (100.0%)	0 (0.0%)	0 (0.0%)	0 (0.0%)	0 (0.0%)	1 (100.0%)	1 (100.0%)	1 (100.0%)	0 (0.0%)	0 (0.0%)	0 (0.0%)	–	0 –	0 –	1 (100.0%)	0 (0.0%)	1 (100.0%)
	幡多西部消防組合消防本部	0 –	0 –	0 –	0 –	0 –	0 –	0 –	0 –	0 –	0 –	0 –	0 –	0 –	–	0 –	0 –	1 (100.0%)	1 (100.0%)	0 (0.0%)
	嶺北広域行政事務組合消防本部	3 (100.0%)	0 (0.0%)	0 (0.0%)	0 (0.0%)	1 (33.3%)	2 (66.7%)	0 (0.0%)	3 (100.0%)	3 (100.0%)	3 (100.0%)	0 (0.0%)	0 (0.0%)	0 (0.0%)	–	0 –	0 –	5 (100.0%)	2 (40.0%)	3 (60.0%)
	中芸広域連合消防本部	2 (100.0%)	0 (0.0%)	0 (0.0%)	0 (0.0%)	1 (50.0%)	1 (50.0%)	0 (0.0%)	2 (100.0%)	2 (100.0%)	2 (100.0%)	0 (0.0%)	0 (0.0%)	0 (0.0%)	–	0 –	0 –	2 (100.0%)	0 (0.0%)	2 (100.0%)
福岡県		103 (100.0%)	66 (64.1%)	21 (20.4%)	4 (3.9%)	5 (4.9%)	7 (6.8%)	0 (0.0%)	103 (100.0%)	96 (93.2%)	90 (93.8%)	7 (6.8%)	0 (0.0%)	0 (0.0%)	139 (100.0%)	73 (52.5%)	66 (47.5%)	100 (100.0%)	63 (63.0%)	37 (37.0%)
	北九州市消防局	29 (100.0%)	17 (58.6%)	8 (27.6%)	2 (6.9%)	2 (6.9%)	0 (0.0%)	0 (0.0%)	29 (100.0%)	28 (96.6%)	28 (96.6%)	1 (3.4%)	0 (0.0%)	0 (0.0%)	25 (100.0%)	8 (32.0%)	17 (68.0%)	29 (100.0%)	17 (58.6%)	12 (41.4%)
	福岡市消防局	14 (100.0%)	14 (100.0%)	0 (0.0%)	0 (0.0%)	0 (0.0%)	0 (0.0%)	0 (0.0%)	14 (100.0%)	10 (71.4%)	10 (71.4%)	4 (28.6%)	0 (0.0%)	0 (0.0%)	37 (100.0%)	23 (62.2%)	14 (37.8%)	7 (100.0%)	7 (100.0%)	0 (0.0%)
	大牟田市消防本部	0 –	0 –	0 –	0 –	0 –	0 –	0 –	0 –	0 –	0 –	0 –	0 –	0 –	0 –	0 –	0 –	0 –	0 –	0 –
	直方市消防本部	2 (100.0%)	1 (50.0%)	1 (50.0%)	0 (0.0%)	0 (0.0%)	0 (0.0%)	0 (0.0%)	2 (100.0%)	2 (100.0%)	0 (0.0%)	0 (0.0%)	0 (0.0%)	0 (0.0%)	1 (100.0%)	0 (0.0%)	1 (100.0%)	3 (100.0%)	2 (66.7%)	1 (33.3%)
	柳川市消防本部	1 (100.0%)	1 (100.0%)	0 (0.0%)	0 (0.0%)	0 (0.0%)	0 (0.0%)	0 (0.0%)	1 (100.0%)	0 (0.0%)	0 (0.0%)	1 (100.0%)	0 (0.0%)	0 (0.0%)	4 (100.0%)	3 (75.0%)	1 (25.0%)	4 (100.0%)	4 (100.0%)	0 (0.0%)
	筑後市消防本部	2 (100.0%)	0 (0.0%)	1 (50.0%)	0 (0.0%)	0 (0.0%)	1 (50.0%)	0 (0.0%)	2 (100.0%)	2 (100.0%)	0 (0.0%)	0 (0.0%)	0 (0.0%)	0 (0.0%)	–	0 –	0 –	3 (100.0%)	1 (33.3%)	2 (66.7%)
	行橋市消防本部	0 –	0 –	0 –	0 –	0 –	0 –	0 –	0 –	0 –	0 –	0 –	0 –	0 –	0 –	0 –	0 –	0 –	0 –	0 –
	中間市消防本部	0 –	0 –	0 –	0 –	0 –	0 –	0 –	0 –	0 –	0 –	0 –	0 –	0 –	0 –	0 –	0 –	0 –	0 –	0 –
	みやま市消防本部	0 –	0 –	0 –	0 –	0 –	0 –	0 –	0 –	0 –	0 –	0 –	0 –	0 –	0 –	0 –	0 –	0 –	0 –	0 –
	糸島市消防本部	4 (100.0%)	2 (50.0%)	0 (0.0%)	0 (0.0%)	2 (50.0%)	0 (0.0%)	0 (0.0%)	4 (100.0%)	4 (100.0%)	3 (75.0%)	0 (0.0%)	0 (0.0%)	0 (0.0%)	4 (100.0%)	2 (50.0%)	2 (50.0%)	6 (100.0%)	4 (66.7%)	2 (33.3%)
	苅田町消防本部	0 –	0 –	0 –	0 –	0 –	0 –	0 –	0 –	0 –	0 –	0 –	0 –	0 –	0 –	0 –	0 –	0 –	0 –	0 –
	八女消防本部	0 –	0 –	0 –	0 –	0 –	0 –	0 –	0 –	0 –	0 –	0 –	0 –	0 –	0 –	0 –	0 –	0 –	0 –	0 –
	筑紫野太宰府消防組合消防本部	6 (100.0%)	6 (100.0%)	0 (0.0%)	0 (0.0%)	0 (0.0%)	0 (0.0%)	0 (0.0%)	6 (100.0%)	6 (100.0%)	6 (100.0%)	0 (0.0%)	0 (0.0%)	0 (0.0%)	12 (100.0%)	6 (50.0%)	6 (50.0%)	1 (100.0%)	1 (100.0%)	0 (0.0%)
	飯塚地区消防本部	2 (100.0%)	0 (0.0%)	2 (100.0%)	0 (0.0%)	0 (0.0%)	0 (0.0%)	0 (0.0%)	2 (100.0%)	2 (100.0%)	2 (100.0%)	0 (0.0%)	0 (0.0%)	0 (0.0%)	–	0 –	0 –	4 (100.0%)	2 (50.0%)	2 (50.0%)
	春日・大野城・那珂川消防組合消防本部	3 (100.0%)	3 (100.0%)	0 (0.0%)	0 (0.0%)	0 (0.0%)	0 (0.0%)	0 (0.0%)	3 (100.0%)	3 (100.0%)	3 (100.0%)	0 (0.0%)	0 (0.0%)	0 (0.0%)	21 (100.0%)	18 (85.7%)	3 (14.3%)	7 (100.0%)	7 (100.0%)	0 (0.0%)
	田川地区消防本部	3 (100.0%)	0 (0.0%)	1 (33.3%)	0 (0.0%)	1 (33.3%)	1 (33.3%)	0 (0.0%)	3 (100.0%)	3 (100.0%)	2 (66.7%)	0 (0.0%)	0 (0.0%)	0 (0.0%)	–	0 –	0 –	4 (100.0%)	1 (25.0%)	3 (75.0%)
	久留米広域消防本部	26 (100.0%)	20 (76.9%)	4 (15.4%)	0 (0.0%)	0 (0.0%)	2 (7.7%)	0 (0.0%)	26 (100.0%)	25 (96.2%)	25 (96.2%)	1 (3.8%)	0 (0.0%)	0 (0.0%)	33 (100.0%)	13 (39.4%)	20 (60.6%)	20 (100.0%)	14 (70.0%)	6 (30.0%)
	京築広域圏消防本部	1 (100.0%)	0 (0.0%)	1 (100.0%)	0 (0.0%)	0 (0.0%)	0 (0.0%)	0 (0.0%)	1 (100.0%)	1 (100.0%)	1 (100.0%)	0 (0.0%)	0 (0.0%)	0 (0.0%)	–	0 –	0 –	2 (100.0%)	1 (50.0%)	1 (50.0%)
	直方・鞍手広域市町村圏事務組合消防本部	0 –	0 –	0 –	0 –	0 –	0 –	0 –	0 –	0 –	0 –	0 –	0 –	0 –	0 –	0 –	0 –	1 (100.0%)	1 (100.0%)	0 (0.0%)
	甘木・朝倉消防本部	8 (100.0%)	2 (25.0%)	2 (25.0%)	1 (12.5%)	0 (0.0%)	3 (37.5%)	0 (0.0%)	8 (100.0%)	8 (100.0%)	8 (100.0%)	0 (0.0%)	0 (0.0%)	0 (0.0%)	2 (100.0%)	0 (0.0%)	2 (100.0%)	6 (100.0%)	0 (0.0%)	6 (100.0%)
	粕屋南部消防組合消防本部	0 –	0 –	0 –	0 –	0 –	0 –	0 –	0 –	0 –	0 –	0 –	0 –	0 –	0 –	0 –	0 –	1 (100.0%)	1 (100.0%)	0 (0.0%)
	宗像地区消防本部	0 –	0 –	0 –	0 –	0 –	0 –	0 –	0 –	0 –	0 –	0 –	0 –	0 –	0 –	0 –	0 –	0 –	0 –	0 –
	粕屋北部消防本部	0 –	0 –	0 –	0 –	0 –	0 –	0 –	0 –	0 –	0 –	0 –	0 –	0 –	0 –	0 –	0 –	0 –	0 –	0 –
	遠賀郡消防本部	2 (100.0%)	0 (0.0%)	1 (50.0%)	1 (50.0%)	0 (0.0%)	0 (0.0%)	0 (0.0%)	2 (100.0%)	2 (100.0%)	2 (100.0%)	0 (0.0%)	0 (0.0%)	0 (0.0%)	–	0 –	0 –	2 (100.0%)	0 (0.0%)	2 (100.0%)

重大違反対象物※1の状況※2（特定防火対象物※3・防火対象物別）

都道府県名	消防本部名	重大違反対象物数※4	違反覚知からの経過年数 ※5						（参考）是正指導・是正措置の状況等						（参考）重大違反対象物の是正状況等					
			1年未満	1年以上3年未満	3年以上5年未満	5年以上10年未満	10年以上	不明※8	是正指導・是正措置中の対象物数	警告前段の行政指導実施中の対象物数	改修期限を定めている対象物数	警告対象物数	命令対象物数	告発対象物数	新規※6	是正	継続	前回調査※7	是正	継続
		A(O+R)	B(B/A)	C(C/A)	D(D/A)	E(E/A)	F(F/A)	G(G/A)	H(H/A)	I(I/H)	J(J/I)	K(K/A)	L(L/A)	M(M/A)	N(O+P)	O(O/N)	P(P/N)	Q(R+S)	R(R/Q)	S(S/Q)
佐賀県		19 (100.0%)	9 (47.4%)	7 (36.8%)	0 (0.0%)	0 (0.0%)	3 (15.8%)	0 (0.0%)	19 (100.0%)	12 (63.2%)	10 (83.3%)	7 (36.8%)	0 (0.0%)	0 (0.0%)	26 (100.0%)	17 (65.4%)	9 (34.6%)	22 (100.0%)	12 (54.5%)	10 (45.5%)
	佐賀広域消防局	5 (100.0%)	5 (100.0%)	0 (0.0%)	0 (0.0%)	0 (0.0%)	0 (0.0%)	0 (0.0%)	5 (100.0%)	5 (100.0%)	3 (60.0%)	0 (0.0%)	0 (0.0%)	0 (0.0%)	9 (100.0%)	4 (44.4%)	5 (55.6%)	2 (100.0%)	2 (100.0%)	0 (0.0%)
	唐津市消防本部	2 (100.0%)	2 (100.0%)	0 (0.0%)	0 (0.0%)	0 (0.0%)	0 (0.0%)	0 (0.0%)	2 (100.0%)	1 (50.0%)	1 (50.0%)	1 (50.0%)	0 (0.0%)	0 (0.0%)	7 (100.0%)	5 (71.4%)	2 (28.6%)	7 (100.0%)	7 (100.0%)	0 (0.0%)
	伊万里・有田消防本部	3 (100.0%)	0 (0.0%)	3 (100.0%)	0 (0.0%)	0 (0.0%)	0 (0.0%)	0 (0.0%)	3 (100.0%)	0 (0.0%)	0 (0.0%)	3 (100.0%)	0 (0.0%)	0 (0.0%)	2 (100.0%)	2 (100.0%)	0 (0.0%)	3 (100.0%)	0 (0.0%)	3 (100.0%)
	杵藤地区広域市町村圏組合消防本部	6 (100.0%)	2 (33.3%)	1 (16.7%)	0 (0.0%)	0 (0.0%)	3 (50.0%)	0 (0.0%)	6 (100.0%)	4 (66.7%)	4 (66.7%)	2 (33.3%)	0 (0.0%)	0 (0.0%)	6 (100.0%)	4 (66.7%)	2 (33.3%)	5 (100.0%)	1 (20.0%)	4 (80.0%)
	鳥栖・三養基地区消防事務組合消防本部	3 (100.0%)	0 (0.0%)	3 (100.0%)	0 (0.0%)	0 (0.0%)	0 (0.0%)	0 (0.0%)	3 (100.0%)	2 (66.7%)	2 (66.7%)	1 (33.3%)	0 (0.0%)	0 (0.0%)	2 (100.0%)	2 (100.0%)	0 (0.0%)	5 (100.0%)	2 (40.0%)	3 (60.0%)
長崎県		27 (100.0%)	6 (22.2%)	9 (33.3%)	1 (3.7%)	3 (11.1%)	8 (29.6%)	0 (0.0%)	27 (100.0%)	26 (96.3%)	26 (100.0%)	0 (0.0%)	1 (3.7%)	0 (0.0%)	13 (100.0%)	7 (53.8%)	6 (46.2%)	37 (100.0%)	16 (43.2%)	21 (56.8%)
	長崎市消防局	5 (100.0%)	2 (40.0%)	3 (60.0%)	0 (0.0%)	0 (0.0%)	0 (0.0%)	0 (0.0%)	5 (100.0%)	5 (100.0%)	5 (100.0%)	0 (0.0%)	0 (0.0%)	0 (0.0%)	2 (100.0%)	0 (0.0%)	2 (100.0%)	5 (100.0%)	2 (40.0%)	3 (60.0%)
	佐世保市消防局	2 (100.0%)	2 (100.0%)	0 (0.0%)	0 (0.0%)	0 (0.0%)	0 (0.0%)	0 (0.0%)	2 (100.0%)	2 (100.0%)	2 (100.0%)	0 (0.0%)	0 (0.0%)	0 (0.0%)	2 (100.0%)	0 (0.0%)	2 (100.0%)	0 –	0 –	0 –
	島原地域広域市町村圏組合消防本部	11 (100.0%)	1 (9.1%)	2 (18.2%)	0 (0.0%)	1 (9.1%)	7 (63.6%)	0 (0.0%)	11 (100.0%)	11 (100.0%)	11 (100.0%)	0 (0.0%)	0 (0.0%)	0 (0.0%)	6 (100.0%)	5 (83.3%)	1 (16.7%)	16 (100.0%)	6 (37.5%)	10 (62.5%)
	松浦市消防本部	2 (100.0%)	0 (0.0%)	1 (50.0%)	0 (0.0%)	0 (0.0%)	1 (50.0%)	0 (0.0%)	2 (100.0%)	1 (50.0%)	1 (50.0%)	0 (0.0%)	1 (50.0%)	0 (0.0%)	0 –	0 –	0 –	2 (100.0%)	0 (0.0%)	2 (100.0%)
	平戸市消防本部	2 (100.0%)	0 (0.0%)	0 (0.0%)	0 (0.0%)	2 (100.0%)	0 (0.0%)	0 (0.0%)	2 (100.0%)	2 (100.0%)	2 (100.0%)	0 (0.0%)	0 (0.0%)	0 (0.0%)	0 –	0 –	0 –	4 (100.0%)	2 (50.0%)	2 (50.0%)
	五島市消防本部	0 –	0 –	0 –	0 –	0 –	0 –	0 –	0 –	0 –	0 –	0 –	0 –	0 –	0 –	0 –	0 –	2 (100.0%)	2 (100.0%)	0 (0.0%)
	対馬市消防本部	4 (100.0%)	0 (0.0%)	3 (75.0%)	1 (25.0%)	0 (0.0%)	0 (0.0%)	0 (0.0%)	4 (100.0%)	4 (100.0%)	4 (100.0%)	0 (0.0%)	0 (0.0%)	0 (0.0%)	0 –	0 –	0 –	4 (100.0%)	0 (0.0%)	4 (100.0%)
	壱岐市消防本部	0 –	0 –	0 –	0 –	0 –	0 –	0 –	0 –	0 –	0 –	0 –	0 –	0 –	0 –	0 –	0 –	0 –	0 –	0 –
	県央地域広域市町村圏組合消防本部	1 (100.0%)	1 (100.0%)	0 (0.0%)	0 (0.0%)	0 (0.0%)	0 (0.0%)	0 (0.0%)	1 (100.0%)	1 (100.0%)	1 (100.0%)	0 (0.0%)	0 (0.0%)	0 (0.0%)	3 (100.0%)	2 (66.7%)	1 (33.3%)	4 (100.0%)	4 (100.0%)	0 (0.0%)
	新上五島町消防本部	0 –	0 –	0 –	0 –	0 –	0 –	0 –	0 –	0 –	0 –	0 –	0 –	0 –	0 –	0 –	0 –	0 –	0 –	0 –
熊本県		110 (100.0%)	40 (36.4%)	54 (49.1%)	4 (3.6%)	3 (2.7%)	9 (8.2%)	0 (0.0%)	110 (100.0%)	108 (98.2%)	95 (88.0%)	1 (0.9%)	1 (0.9%)	0 (0.0%)	87 (100.0%)	47 (54.0%)	40 (46.0%)	200 (100.0%)	130 (65.0%)	70 (35.0%)
	熊本市消防局	5 (100.0%)	4 (80.0%)	0 (0.0%)	1 (20.0%)	0 (0.0%)	0 (0.0%)	0 (0.0%)	5 (100.0%)	4 (80.0%)	4 (80.0%)	0 (0.0%)	1 (20.0%)	0 (0.0%)	11 (100.0%)	7 (63.6%)	4 (36.4%)	9 (100.0%)	8 (88.9%)	1 (11.1%)
	山鹿市消防本部	20 (100.0%)	6 (30.0%)	13 (65.0%)	0 (0.0%)	1 (5.0%)	0 (0.0%)	0 (0.0%)	20 (100.0%)	20 (100.0%)	20 (100.0%)	0 (0.0%)	0 (0.0%)	0 (0.0%)	6 (100.0%)	0 (0.0%)	6 (100.0%)	19 (100.0%)	5 (26.3%)	14 (73.7%)
	人吉下球磨消防組合	1 (100.0%)	1 (100.0%)	0 (0.0%)	0 (0.0%)	0 (0.0%)	0 (0.0%)	0 (0.0%)	1 (100.0%)	1 (100.0%)	1 (100.0%)	0 (0.0%)	0 (0.0%)	0 (0.0%)	1 (100.0%)	0 (0.0%)	1 (100.0%)	0 –	0 –	0 –
	上益城消防組合消防本部	0 –	0 –	0 –	0 –	0 –	0 –	0 –	0 –	0 –	0 –	0 –	0 –	0 –	1 (100.0%)	1 (100.0%)	0 (0.0%)	1 (100.0%)	1 (100.0%)	0 (0.0%)
	上球磨消防組合消防本部	17 (100.0%)	16 (94.1%)	1 (5.9%)	0 (0.0%)	0 (0.0%)	0 (0.0%)	0 (0.0%)	17 (100.0%)	17 (100.0%)	12 (70.6%)	0 (0.0%)	0 (0.0%)	0 (0.0%)	18 (100.0%)	2 (11.1%)	16 (88.9%)	3 (100.0%)	2 (66.7%)	1 (33.3%)
	八代広域行政事務組合消防本部	2 (100.0%)	2 (100.0%)	0 (0.0%)	0 (0.0%)	0 (0.0%)	0 (0.0%)	0 (0.0%)	2 (100.0%)	2 (100.0%)	2 (100.0%)	0 (0.0%)	0 (0.0%)	0 (0.0%)	3 (100.0%)	1 (33.3%)	2 (66.7%)	3 (100.0%)	3 (100.0%)	0 (0.0%)
	阿蘇広域行政事務組合消防本部	40 (100.0%)	0 (0.0%)	33 (82.5%)	0 (0.0%)	1 (2.5%)	6 (15.0%)	0 (0.0%)	40 (100.0%)	40 (100.0%)	40 (100.0%)	0 (0.0%)	0 (0.0%)	0 (0.0%)	22 (100.0%)	22 (100.0%)	0 (0.0%)	116 (100.0%)	76 (65.5%)	40 (34.5%)
	有明広域行政事務組合消防本部	9 (100.0%)	1 (11.1%)	2 (22.2%)	2 (22.2%)	1 (11.1%)	3 (33.3%)	0 (0.0%)	9 (100.0%)	9 (100.0%)	3 (33.3%)	0 (0.0%)	0 (0.0%)	0 (0.0%)	2 (100.0%)	1 (50.0%)	1 (50.0%)	27 (100.0%)	19 (70.4%)	8 (29.6%)
	水俣芦北広域行政事務組合消防本部	1 (100.0%)	1 (100.0%)	0 (0.0%)	0 (0.0%)	0 (0.0%)	0 (0.0%)	0 (0.0%)	1 (100.0%)	1 (100.0%)	1 (100.0%)	0 (0.0%)	0 (0.0%)	0 (0.0%)	1 (100.0%)	0 (0.0%)	1 (100.0%)	2 (100.0%)	2 (100.0%)	0 (0.0%)
	宇城広域連合消防本部	4 (100.0%)	0 (0.0%)	3 (75.0%)	1 (25.0%)	0 (0.0%)	0 (0.0%)	0 (0.0%)	4 (100.0%)	3 (75.0%)	3 (75.0%)	1 (25.0%)	0 (0.0%)	0 (0.0%)	0 –	0 –	0 –	12 (100.0%)	8 (66.7%)	4 (33.3%)
	菊池広域連合消防本部	6 (100.0%)	6 (100.0%)	0 (0.0%)	0 (0.0%)	0 (0.0%)	0 (0.0%)	0 (0.0%)	6 (100.0%)	6 (100.0%)	4 (66.7%)	0 (0.0%)	0 (0.0%)	0 (0.0%)	18 (100.0%)	12 (66.7%)	6 (33.3%)	3 (100.0%)	3 (100.0%)	0 (0.0%)
	天草広域連合消防本部	5 (100.0%)	3 (60.0%)	2 (40.0%)	0 (0.0%)	0 (0.0%)	0 (0.0%)	0 (0.0%)	5 (100.0%)	5 (100.0%)	5 (100.0%)	0 (0.0%)	0 (0.0%)	0 (0.0%)	4 (100.0%)	1 (25.0%)	3 (75.0%)	5 (100.0%)	3 (60.0%)	2 (40.0%)
大分県		28 (100.0%)	4 (14.3%)	15 (53.6%)	2 (7.1%)	3 (10.7%)	4 (14.3%)	0 (0.0%)	28 (100.0%)	27 (96.4%)	27 (100.0%)	1 (3.6%)	0 (0.0%)	0 (0.0%)	4 (100.0%)	0 (0.0%)	4 (100.0%)	62 (100.0%)	38 (61.3%)	24 (38.7%)

重大違反対象物※1の状況※2（特定防火対象物※3・防火対象物別）

都道府県名	消防本部名	重大違反対象物数※4	違反覚知からの経過年数 ※5						是正指導・是正措置の対象物数	（参考）是正指導・是正措置の状況等					（参考）重大違反対象物の是正状況等					
			1年未満	1年以上3年未満	3年以上5年未満	5年以上10年未満	10年以上	不明※8		警告前段の行政指導実施中の対象物数	改修期限を定めている対象物数	警告対象物数	命令対象物数	告発対象物数	新規※6	是正	継続	前回調査※7	是正	継続
		A(O+R)	B(B/A)	C(C/A)	D(D/A)	E(E/A)	F(F/A)	G(G/A)	H(H/A)	I(I/H)	J(J/I)	K(K/A)	L(L/A)	M(M/A)	N(O+P)	O(O/N)	P(P/N)	Q(R+S)	R(R/Q)	S(S/Q)
	大分市消防局	1 (100.0%)	0 (0.0%)	0 (0.0%)	1 (100.0%)	0 (0.0%)	0 (0.0%)	0 (0.0%)	1 (100.0%)	1 (100.0%)	1 (100.0%)	0 (0.0%)	0 (0.0%)	0 (0.0%)	–	0 –	0 –	2 (100.0%)	1 (50.0%)	1 (50.0%)
	別府市消防本部	5 (100.0%)	1 (20.0%)	0 (0.0%)	1 (20.0%)	1 (20.0%)	2 (40.0%)	0 (0.0%)	5 (100.0%)	4 (80.0%)	4 (80.0%)	1 (20.0%)	0 (0.0%)	0 (0.0%)	1 (100.0%)	0 (0.0%)	1 (100.0%)	7 (100.0%)	3 (42.9%)	4 (57.1%)
	中津市消防本部	0 –	0 –	0 –	0 –	0 –	0 –	0 –	0 –	0 –	0 –	0 –	0 –	0 –	0 –	0 –	0 –	0 –	0 –	0 –
	佐伯市消防本部	2 (100.0%)	1 (50.0%)	0 (0.0%)	0 (0.0%)	1 (50.0%)	0 (0.0%)	0 (0.0%)	2 (100.0%)	2 (100.0%)	2 (100.0%)	0 (0.0%)	0 (0.0%)	0 (0.0%)	1 (100.0%)	0 (0.0%)	1 (100.0%)	5 (100.0%)	4 (80.0%)	1 (20.0%)
	臼杵市消防本部	2 (100.0%)	1 (50.0%)	0 (0.0%)	0 (0.0%)	0 (0.0%)	1 (50.0%)	0 (0.0%)	2 (100.0%)	2 (100.0%)	2 (100.0%)	0 (0.0%)	0 (0.0%)	0 (0.0%)	1 (100.0%)	0 (0.0%)	1 (100.0%)	5 (100.0%)	4 (80.0%)	1 (20.0%)
	津久見市消防本部	0 –	0 –	0 –	0 –	0 –	0 –	0 –	0 –	0 –	0 –	0 –	0 –	0 –	0 –	0 –	0 –	6 (100.0%)	6 (100.0%)	0 (0.0%)
	竹田市消防本部	0 –	0 –	0 –	0 –	0 –	0 –	0 –	0 –	0 –	0 –	0 –	0 –	0 –	0 –	0 –	0 –	0 –	0 –	0 –
	豊後高田市消防本部	0 –	0 –	0 –	0 –	0 –	0 –	0 –	0 –	0 –	0 –	0 –	0 –	0 –	0 –	0 –	0 –	2 (100.0%)	2 (100.0%)	0 (0.0%)
	宇佐市消防本部	0 –	0 –	0 –	0 –	0 –	0 –	0 –	0 –	0 –	0 –	0 –	0 –	0 –	0 –	0 –	0 –	0 –	0 –	0 –
	豊後大野市消防本部	1 (100.0%)	1 (100.0%)	0 (0.0%)	0 (0.0%)	0 (0.0%)	0 (0.0%)	0 (0.0%)	1 (100.0%)	1 (100.0%)	1 (100.0%)	0 (0.0%)	0 (0.0%)	0 (0.0%)	1 (100.0%)	0 (0.0%)	1 (100.0%)	1 (100.0%)	1 (100.0%)	0 (0.0%)
	由布市消防本部	14 (100.0%)	0 (0.0%)	14 (100.0%)	0 (0.0%)	0 (0.0%)	0 (0.0%)	0 (0.0%)	14 (100.0%)	14 (100.0%)	14 (100.0%)	0 (0.0%)	0 (0.0%)	0 (0.0%)	–	0 –	0 –	31 (100.0%)	17 (54.8%)	14 (45.2%)
	国東市消防本部	3 (100.0%)	0 (0.0%)	1 (33.3%)	0 (0.0%)	1 (33.3%)	1 (33.3%)	0 (0.0%)	3 (100.0%)	3 (100.0%)	3 (100.0%)	0 (0.0%)	0 (0.0%)	0 (0.0%)	–	0 –	0 –	3 (100.0%)	0 (0.0%)	3 (100.0%)
	杵築速見消防組合消防本部	0 –	0 –	0 –	0 –	0 –	0 –	0 –	0 –	0 –	0 –	0 –	0 –	0 –	0 –	0 –	0 –	0 –	0 –	0 –
	日田玖珠広域消防組合消防本部	0 –	0 –	0 –	0 –	0 –	0 –	0 –	0 –	0 –	0 –	0 –	0 –	0 –	0 –	0 –	0 –	0 –	0 –	0 –
宮崎県		19 (100.0%)	4 (21.1%)	8 (42.1%)	2 (10.5%)	0 (0.0%)	5 (26.3%)	0 (0.0%)	19 (100.0%)	17 (89.5%)	14 (82.4%)	2 (10.5%)	0 (0.0%)	0 (0.0%)	7 (100.0%)	3 (42.9%)	4 (57.1%)	30 (100.0%)	15 (50.0%)	15 (50.0%)
	宮崎市消防局	0 –	0 –	0 –	0 –	0 –	0 –	0 –	0 –	0 –	0 –	0 –	0 –	0 –	0 –	0 –	0 –	0 –	0 –	0 –
	都城市消防局	2 (100.0%)	0 (0.0%)	2 (100.0%)	0 (0.0%)	0 (0.0%)	0 (0.0%)	0 (0.0%)	2 (100.0%)	1 (50.0%)	0 (0.0%)	1 (50.0%)	0 (0.0%)	0 (0.0%)	1 (100.0%)	1 (100.0%)	0 (0.0%)	3 (100.0%)	1 (33.3%)	2 (66.7%)
	延岡市消防本部	2 (100.0%)	1 (50.0%)	0 (0.0%)	0 (0.0%)	0 (0.0%)	1 (50.0%)	0 (0.0%)	2 (100.0%)	2 (100.0%)	2 (100.0%)	0 (0.0%)	0 (0.0%)	0 (0.0%)	2 (100.0%)	1 (50.0%)	1 (50.0%)	2 (100.0%)	1 (50.0%)	1 (50.0%)
	日南市消防本部	2 (100.0%)	0 (0.0%)	0 (0.0%)	0 (0.0%)	0 (0.0%)	2 (100.0%)	0 (0.0%)	2 (100.0%)	2 (100.0%)	2 (100.0%)	0 (0.0%)	0 (0.0%)	0 (0.0%)	–	0 –	0 –	2 (100.0%)	0 (0.0%)	2 (100.0%)
	日向市消防本部	1 (100.0%)	1 (100.0%)	0 (0.0%)	0 (0.0%)	0 (0.0%)	0 (0.0%)	0 (0.0%)	1 (100.0%)	1 (100.0%)	1 (100.0%)	0 (0.0%)	0 (0.0%)	0 (0.0%)	2 (100.0%)	1 (50.0%)	1 (50.0%)	1 (100.0%)	1 (100.0%)	0 (0.0%)
	串間市消防本部	0 –	0 –	0 –	0 –	0 –	0 –	0 –	0 –	0 –	0 –	0 –	0 –	0 –	0 –	0 –	0 –	0 –	0 –	0 –
	西都市消防本部	0 –	0 –	0 –	0 –	0 –	0 –	0 –	0 –	0 –	0 –	0 –	0 –	0 –	0 –	0 –	0 –	0 –	0 –	0 –
	宮崎県東児湯消防組合消防本部	1 (100.0%)	0 (0.0%)	0 (0.0%)	0 (0.0%)	0 (0.0%)	1 (100.0%)	0 (0.0%)	1 (100.0%)	1 (100.0%)	1 (100.0%)	0 (0.0%)	0 (0.0%)	0 (0.0%)	–	0 –	0 –	4 (100.0%)	3 (75.0%)	1 (25.0%)
	西諸広域行政事務組合消防本部	3 (100.0%)	0 (0.0%)	1 (33.3%)	1 (33.3%)	0 (0.0%)	1 (33.3%)	0 (0.0%)	3 (100.0%)	2 (66.7%)	0 (0.0%)	1 (33.3%)	0 (0.0%)	0 (0.0%)	–	0 –	0 –	12 (100.0%)	9 (75.0%)	3 (25.0%)
	西臼杵広域行政事務組合消防本部	8 (100.0%)	2 (25.0%)	5 (62.5%)	1 (12.5%)	0 (0.0%)	0 (0.0%)	0 (0.0%)	8 (100.0%)	8 (100.0%)	8 (100.0%)	0 (0.0%)	0 (0.0%)	0 (0.0%)	2 (100.0%)	0 (0.0%)	2 (100.0%)	6 (100.0%)	0 (0.0%)	6 (100.0%)
	西米良村	0 –	0 –	0 –	0 –	0 –	0 –	0 –	0 –	0 –	0 –	0 –	0 –	0 –	0 –	0 –	0 –	0 –	0 –	0 –
	美郷町	0 –	0 –	0 –	0 –	0 –	0 –	0 –	0 –	0 –	0 –	0 –	0 –	0 –	0 –	0 –	0 –	0 –	0 –	0 –
	諸塚村	0 –	0 –	0 –	0 –	0 –	0 –	0 –	0 –	0 –	0 –	0 –	0 –	0 –	0 –	0 –	0 –	0 –	0 –	0 –
	椎葉村	0 –	0 –	0 –	0 –	0 –	0 –	0 –	0 –	0 –	0 –	0 –	0 –	0 –	0 –	0 –	0 –	0 –	0 –	0 –
鹿児島県		59 (100.0%)	17 (28.8%)	10 (16.9%)	3 (5.1%)	10 (16.9%)	19 (32.2%)	0 (0.0%)	59 (100.0%)	55 (93.2%)	29 (52.7%)	4 (6.8%)	0 (0.0%)	0 (0.0%)	22 (100.0%)	5 (22.7%)	17 (77.3%)	63 (100.0%)	21 (33.3%)	42 (66.7%)
	鹿児島市消防局	1 (100.0%)	1 (100.0%)	0 (0.0%)	0 (0.0%)	0 (0.0%)	0 (0.0%)	0 (0.0%)	1 (100.0%)	1 (100.0%)	1 (100.0%)	0 (0.0%)	0 (0.0%)	0 (0.0%)	1 (100.0%)	0 (0.0%)	1 (100.0%)	0 –	0 –	0 –

重大違反対象物※1の状況※2（特定防火対象物※3・防火対象物別）

都道府県名	消防本部名	重大違反対象物数※4	違反覚知からの経過年数 ※5						（参考）是正指導・是正措置の状況等						（参考）重大違反対象物の是正状況等					
			1年未満	1年以上3年未満	3年以上5年未満	5年以上10年未満	10年以上	不明※8	是正指導・是正措置中の対象物数	警告前段の行政指導実施中の対象物数	改修期限を定めている対象物数	警告対象物数	命令対象物数	告発対象物数	新規※6	是正	継続	前回調査※7	是正	継続
		A(O+R)	B(B/A)	C(C/A)	D(D/A)	E(E/A)	F(F/A)	G(G/A)	H(H/A)	I(I/H)	J(J/I)	K(K/A)	L(L/A)	M(M/A)	N(O+P)	O(O/N)	P(P/N)	Q(R+S)	R(R/Q)	S(S/Q)
	枕崎市消防本部	5 (100.0%)	0 (0.0%)	0 (0.0%)	0 (0.0%)	0 (0.0%)	5 (100.0%)	0 (0.0%)	5 (100.0%)	5 (100.0%)	5 (100.0%)	0 (0.0%)	0 (0.0%)	0 (0.0%)	–	0 –	0 –	6 (100.0%)	1 (16.7%)	5 (83.3%)
	出水市消防本部	8 (100.0%)	0 (0.0%)	0 (0.0%)	0 (0.0%)	2 (25.0%)	6 (75.0%)	0 (0.0%)	8 (100.0%)	8 (100.0%)	8 (100.0%)	0 (0.0%)	0 (0.0%)	0 (0.0%)	–	0 –	0 –	10 (100.0%)	2 (20.0%)	8 (80.0%)
	垂水市消防本部	0 –	0 –	0 –	0 –	0 –	0 –	0 –	0 –	0 –	0 –	0 –	0 –	0 –	–	0 –	0 –	0 –	0 –	0 –
	薩摩川内市消防局	0 –	0 –	0 –	0 –	0 –	0 –	0 –	0 –	0 –	0 –	0 –	0 –	0 –	1 (100.0%)	1 (100.0%)	0 (0.0%)	0 –	0 –	0 –
	日置市消防本部	2 (100.0%)	0 (0.0%)	0 (0.0%)	1 (50.0%)	1 (50.0%)	0 (0.0%)	0 (0.0%)	2 (100.0%)	1 (50.0%)	1 (50.0%)	1 (50.0%)	0 (0.0%)	0 (0.0%)	–	0 –	0 –	4 (100.0%)	2 (50.0%)	2 (50.0%)
	霧島市消防局	0 –	0 –	0 –	0 –	0 –	0 –	0 –	0 –	0 –	0 –	0 –	0 –	0 –	–	0 –	0 –	1 (100.0%)	1 (100.0%)	0 (0.0%)
	いちき串木野市消防本部	0 –	0 –	0 –	0 –	0 –	0 –	0 –	0 –	0 –	0 –	0 –	0 –	0 –	–	0 –	0 –	0 –	0 –	0 –
	南さつま市消防本部	0 –	0 –	0 –	0 –	0 –	0 –	0 –	0 –	0 –	0 –	0 –	0 –	0 –	–	0 –	0 –	0 –	0 –	0 –
	姶良市消防本部	1 (100.0%)	1 (100.0%)	0 (0.0%)	0 (0.0%)	0 (0.0%)	0 (0.0%)	0 (0.0%)	1 (100.0%)	1 (100.0%)	1 (100.0%)	0 (0.0%)	0 (0.0%)	0 (0.0%)	2 (100.0%)	1 (50.0%)	1 (50.0%)	2 (100.0%)	2 (100.0%)	0 (0.0%)
	さつま町消防本部	0 –	0 –	0 –	0 –	0 –	0 –	0 –	0 –	0 –	0 –	0 –	0 –	0 –	–	0 –	0 –	0 –	0 –	0 –
	指宿南九州消防組合消防本部	1 (100.0%)	0 (0.0%)	1 (100.0%)	0 (0.0%)	0 (0.0%)	0 (0.0%)	0 (0.0%)	1 (100.0%)	1 (100.0%)	1 (100.0%)	0 (0.0%)	0 (0.0%)	0 (0.0%)	–	0 –	0 –	1 (100.0%)	0 (0.0%)	1 (100.0%)
	阿久根地区消防組合消防本部	1 (100.0%)	0 (0.0%)	0 (0.0%)	0 (0.0%)	1 (100.0%)	0 (0.0%)	0 (0.0%)	1 (100.0%)	1 (100.0%)	1 (100.0%)	0 (0.0%)	0 (0.0%)	0 (0.0%)	–	0 –	0 –	1 (100.0%)	0 (0.0%)	1 (100.0%)
	伊佐湧水消防組合消防本部	0 –	0 –	0 –	0 –	0 –	0 –	0 –	0 –	0 –	0 –	0 –	0 –	0 –	–	0 –	0 –	0 –	0 –	0 –
	大隅曽於地区消防組合消防本部	1 (100.0%)	1 (100.0%)	0 (0.0%)	0 (0.0%)	0 (0.0%)	0 (0.0%)	0 (0.0%)	1 (100.0%)	1 (100.0%)	1 (100.0%)	0 (0.0%)	0 (0.0%)	0 (0.0%)	1 (100.0%)	0 (0.0%)	1 (100.0%)	0 –	0 –	0 –
	大隅肝属地区消防組合消防本部	1 (100.0%)	0 (0.0%)	0 (0.0%)	0 (0.0%)	1 (100.0%)	0 (0.0%)	0 (0.0%)	1 (100.0%)	0 (0.0%)	0 (0.0%)	1 (100.0%)	0 (0.0%)	0 (0.0%)	–	0 –	0 –	1 (100.0%)	0 (0.0%)	1 (100.0%)
	沖永良部与論地区広域事務組合消防本部	8 (100.0%)	0 (0.0%)	0 (0.0%)	2 (25.0%)	2 (25.0%)	4 (50.0%)	0 (0.0%)	8 (100.0%)	8 (100.0%)	8 (100.0%)	0 (0.0%)	0 (0.0%)	0 (0.0%)	–	0 –	0 –	11 (100.0%)	3 (27.3%)	8 (72.7%)
	徳之島地区消防組合消防本部	14 (100.0%)	1 (7.1%)	8 (57.1%)	0 (0.0%)	2 (14.3%)	3 (21.4%)	0 (0.0%)	14 (100.0%)	14 (100.0%)	0 (0.0%)	0 (0.0%)	0 (0.0%)	0 (0.0%)	1 (100.0%)	0 (0.0%)	1 (100.0%)	13 (100.0%)	0 (0.0%)	13 (100.0%)
	熊毛地区消防組合消防本部	3 (100.0%)	3 (100.0%)	0 (0.0%)	0 (0.0%)	0 (0.0%)	0 (0.0%)	0 (0.0%)	3 (100.0%)	2 (66.7%)	2 (66.7%)	1 (33.3%)	0 (0.0%)	0 (0.0%)	6 (100.0%)	3 (50.0%)	3 (50.0%)	3 (100.0%)	3 (100.0%)	0 (0.0%)
	大島地区消防組合消防本部	13 (100.0%)	10 (76.9%)	1 (7.7%)	0 (0.0%)	1 (7.7%)	1 (7.7%)	0 (0.0%)	13 (100.0%)	12 (92.3%)	0 (0.0%)	1 (7.7%)	0 (0.0%)	0 (0.0%)	10 (100.0%)	0 (0.0%)	10 (100.0%)	10 (100.0%)	7 (70.0%)	3 (30.0%)
	三島村	0 –	0 –	0 –	0 –	0 –	0 –	0 –	0 –	0 –	0 –	0 –	0 –	0 –	–	0 –	0 –	0 –	0 –	0 –
	十島村	0 –	0 –	0 –	0 –	0 –	0 –	0 –	0 –	0 –	0 –	0 –	0 –	0 –	–	0 –	0 –	0 –	0 –	0 –
沖縄県		259 (100.0%)	142 (54.8%)	107 (41.3%)	6 (2.3%)	2 (0.8%)	1 (0.4%)	1 (0.4%)	259 (100.0%)	190 (73.4%)	129 (67.9%)	61 (23.6%)	7 (2.7%)	1 (0.4%)	179 (100.0%)	37 (20.7%)	142 (79.3%)	236 (100.0%)	119 (50.4%)	117 (49.6%)
	那覇市消防局	94 (100.0%)	45 (47.9%)	47 (50.0%)	1 (1.1%)	1 (1.1%)	0 (0.0%)	0 (0.0%)	94 (100.0%)	54 (57.4%)	54 (57.4%)	37 (39.4%)	2 (2.1%)	1 (1.1%)	65 (100.0%)	20 (30.8%)	45 (69.2%)	118 (100.0%)	69 (58.5%)	49 (41.5%)
	宜野湾市消防本部	7 (100.0%)	3 (42.9%)	3 (42.9%)	0 (0.0%)	1 (14.3%)	0 (0.0%)	0 (0.0%)	7 (100.0%)	6 (85.7%)	6 (85.7%)	0 (0.0%)	1 (14.3%)	0 (0.0%)	4 (100.0%)	1 (25.0%)	3 (75.0%)	6 (100.0%)	2 (33.3%)	4 (66.7%)
	石垣市消防本部	0 –	0 –	0 –	0 –	0 –	0 –	0 –	0 –	0 –	0 –	0 –	0 –	0 –	–	0 –	0 –	0 –	0 –	0 –
	浦添市消防本部	20 (100.0%)	9 (45.0%)	8 (40.0%)	3 (15.0%)	0 (0.0%)	0 (0.0%)	0 (0.0%)	20 (100.0%)	20 (100.0%)	0 (0.0%)	0 (0.0%)	0 (0.0%)	0 (0.0%)	9 (100.0%)	0 (0.0%)	9 (100.0%)	14 (100.0%)	3 (21.4%)	11 (78.6%)
	名護市消防本部	53 (100.0%)	37 (69.8%)	15 (28.3%)	0 (0.0%)	0 (0.0%)	0 (0.0%)	1 (1.9%)	53 (100.0%)	32 (60.4%)	32 (60.4%)	18 (34.0%)	3 (5.7%)	0 (0.0%)	37 (100.0%)	0 (0.0%)	37 (100.0%)	20 (100.0%)	4 (20.0%)	16 (80.0%)
	糸満市消防本部	4 (100.0%)	4 (100.0%)	0 (0.0%)	0 (0.0%)	0 (0.0%)	0 (0.0%)	0 (0.0%)	4 (100.0%)	4 (100.0%)	4 (100.0%)	0 (0.0%)	0 (0.0%)	0 (0.0%)	4 (100.0%)	0 (0.0%)	4 (100.0%)	0 –	0 –	0 –
	沖縄市消防本部	35 (100.0%)	18 (51.4%)	16 (45.7%)	1 (2.9%)	0 (0.0%)	0 (0.0%)	0 (0.0%)	35 (100.0%)	31 (88.6%)	0 (0.0%)	4 (11.4%)	0 (0.0%)	0 (0.0%)	27 (100.0%)	9 (33.3%)	18 (66.7%)	36 (100.0%)	19 (52.8%)	17 (47.2%)
	豊見城市消防本部	3 (100.0%)	0 (0.0%)	3 (100.0%)	0 (0.0%)	0 (0.0%)	0 (0.0%)	0 (0.0%)	3 (100.0%)	3 (100.0%)	3 (100.0%)	0 (0.0%)	0 (0.0%)	0 (0.0%)	1 (100.0%)	1 (100.0%)	0 (0.0%)	8 (100.0%)	5 (62.5%)	3 (37.5%)
	うるま市消防本部	1 (100.0%)	0 (0.0%)	1 (100.0%)	0 (0.0%)	0 (0.0%)	0 (0.0%)	0 (0.0%)	1 (100.0%)	1 (100.0%)	0 (0.0%)	0 (0.0%)	0 (0.0%)	0 (0.0%)	–	0 –	0 –	5 (100.0%)	4 (80.0%)	1 (20.0%)

重大違反対象物※1の状況※2（特定防火対象物※3・防火対象物別）

都道府県名	消防本部名	重大違反対象物数※4	違反覚知からの経過年数 ※5						（参考）是正指導・是正措置の状況等						（参考）重大違反対象物の是正状況等					
			1年未満	1年以上3年未満	3年以上5年未満	5年以上10年未満	10年以上	不明※8	是正指導・是正措置中の対象物数	警告前段の行政指導実施中の対象物数	改修期限を定めている対象物数	警告対象物数	命令対象物数	告発対象物数	新規※6	是正	継続	前回調査※7	是正	継続
		A(O+R)	B(B/A)	C(C/A)	D(D/A)	E(E/A)	F(F/A)	G(G/A)	H(H/A)	I(I/H)	J(J/I)	K(K/A)	L(L/A)	M(M/A)	N(O+P)	O(O/N)	P(P/N)	Q(R+S)	R(R/Q)	S(S/Q)
	宮古島市消防本部	0	0	0	0	0	0	0	0	0	0	0	0	0	0	0	0	0	0	0
	久米島町消防本部	11 (100.0%)	8 (72.7%)	2 (18.2%)	1 (9.1%)	0 (0.0%)	0 (0.0%)	0 (0.0%)	11 (100.0%)	11 (100.0%)	11 (100.0%)	0 (0.0%)	0 (0.0%)	0 (0.0%)	10 (100.0%)	2 (20.0%)	8 (80.0%)	3 (100.0%)	0 (0.0%)	3 (100.0%)
	本部町今帰仁村消防組合消防本部	1 (100.0%)	0 (0.0%)	1 (100.0%)	0 (0.0%)	0 (0.0%)	0 (0.0%)	0 (0.0%)	1 (100.0%)	1 (100.0%)	1 (100.0%)	0 (0.0%)	0 (0.0%)	0 (0.0%)	0	0	0	1 (100.0%)	0 (0.0%)	1 (100.0%)
	島尻消防組合消防本部	3 (100.0%)	1 (33.3%)	2 (66.7%)	0 (0.0%)	0 (0.0%)	0 (0.0%)	0 (0.0%)	3 (100.0%)	3 (100.0%)	3 (100.0%)	0 (0.0%)	0 (0.0%)	0 (0.0%)	2 (100.0%)	1 (50.0%)	1 (50.0%)	5 (100.0%)	3 (60.0%)	2 (40.0%)
	東部消防本部	4 (100.0%)	1 (25.0%)	2 (50.0%)	0 (0.0%)	0 (0.0%)	1 (25.0%)	0 (0.0%)	4 (100.0%)	1 (25.0%)	1 (25.0%)	2 (50.0%)	1 (25.0%)	0 (0.0%)	1 (100.0%)	0 (0.0%)	1 (100.0%)	4 (100.0%)	1 (25.0%)	3 (75.0%)
	中城北中城消防本部	9 (100.0%)	6 (66.7%)	3 (33.3%)	0 (0.0%)	0 (0.0%)	0 (0.0%)	0 (0.0%)	9 (100.0%)	9 (100.0%)	0 (0.0%)	0 (0.0%)	0 (0.0%)	0 (0.0%)	6 (100.0%)	0 (0.0%)	6 (100.0%)	5 (100.0%)	2 (40.0%)	3 (60.0%)
	金武地区消防衛生組合消防本部	11 (100.0%)	8 (72.7%)	3 (27.3%)	0 (0.0%)	0 (0.0%)	0 (0.0%)	0 (0.0%)	11 (100.0%)	11 (100.0%)	11 (100.0%)	0 (0.0%)	0 (0.0%)	0 (0.0%)	11 (100.0%)	3 (27.3%)	8 (72.7%)	9 (100.0%)	6 (66.7%)	3 (33.3%)
	国頭地区行政事務組合消防本部	1 (100.0%)	0 (0.0%)	1 (100.0%)	0 (0.0%)	0 (0.0%)	0 (0.0%)	0 (0.0%)	1 (100.0%)	1 (100.0%)	1 (100.0%)	0 (0.0%)	0 (0.0%)	0 (0.0%)	0	0	0	1 (100.0%)	0 (0.0%)	1 (100.0%)
	比謝川行政事務組合ニライ消防本部	2 (100.0%)	2 (100.0%)	0 (0.0%)	0 (0.0%)	0 (0.0%)	0 (0.0%)	0 (0.0%)	2 (100.0%)	2 (100.0%)	2 (100.0%)	0 (0.0%)	0 (0.0%)	0 (0.0%)	2 (100.0%)	0 (0.0%)	2 (100.0%)	1 (100.0%)	1 (100.0%)	0 (0.0%)
	伊江村	0	0	0	0	0	0	0	0	0	0	0	0	0	0	0	0	0	0	0
	渡嘉敷村	0	0	0	0	0	0	0	0	0	0	0	0	0	0	0	0	0	0	0
	座間味村	0	0	0	0	0	0	0	0	0	0	0	0	0	0	0	0	0	0	0
	粟国村	0	0	0	0	0	0	0	0	0	0	0	0	0	0	0	0	0	0	0
	渡名喜村	0	0	0	0	0	0	0	0	0	0	0	0	0	0	0	0	0	0	0
	南大東村	0	0	0	0	0	0	0	0	0	0	0	0	0	0	0	0	0	0	0
	北大東村	0	0	0	0	0	0	0	0	0	0	0	0	0	0	0	0	0	0	0
	伊平屋村	0	0	0	0	0	0	0	0	0	0	0	0	0	0	0	0	0	0	0
	伊是名村	0	0	0	0	0	0	0	0	0	0	0	0	0	0	0	0	0	0	0
	多良間村	0	0	0	0	0	0	0	0	0	0	0	0	0	0	0	0	0	0	0
	竹富町	0	0	0	0	0	0	0	0	0	0	0	0	0	0	0	0	0	0	0
	与那国町	0	0	0	0	0	0	0	0	0	0	0	0	0	0	0	0	0	0	0
全国合計		3,112 (100.0%)	1,207 (38.8%)	1,000 (32.1%)	181 (5.8%)	214 (6.9%)	507 (16.3%)	3 (0.1%)	3,112 (100.0%)	2,615 (84.0%)	2,022 (77.3%)	381 (12.2%)	111 (3.6%)	5 (0.2%)	2,394 (100.0%)	1,187 (49.6%)	1,207 (50.4%)	4,767 (100.0%)	2,862 (60.0%)	1,905 (40.0%)

※1 「重大違反対象物」とは、消防法施行令（昭和36年政令第37号。以下「令」という。）別表第1に掲げる用途に供される防火対象物のうち、消防法（昭和23年法律第168号）第17条第1項の政令で定める技術上の基準
又は同条第2項の規定に基づく条例で定める技術上の基準に従って屋内消火栓設備、スプリンクラー設備又は自動火災報知設備を設置しなければならないもので、次に掲げるものをいう。
（1）これらの消防用設備等のいずれかが設置されていないもの
（2）（1）以外のもので、これらの消防用設備等のいずれかが、当該消防用設備等の設置義務がある部分の床面積の過半にわたって未設置であるもの又は機能に重大な支障があるもの※
※「機能に重大な支障があるもの」とは、機能不良の程度が著しく、本来の機能が損なわれている状態にあるものをいう。
注）重大違反対象物に該当するか否かは、消防用設備等の設置単位ごとに、かつ、複合用途防火対象物の場合は、同一用途に供される部分ごとに判断。
※2 調査基準日は令和2年3月31日であるが、消防本部で運用している予防業務システムの仕様等により調査基準日での集計ができない場合は、消防本部が集計可能な調査基準日以前の任意の時点で集計。
※3 「特定防火対象物」とは、令別表第1（1）項から（4）項まで、（5）項イ、（6）項、（9）項イ、（16項イ）、（16の2）項及び（16の3）項に掲げる防火対象物をいう。
※4 「重大違反対象物数」は、消防本部において覚知・集計している重大違反対象物の数である（立入検査の実施状況等により、覚知していないものが存在する場合がある。）。
※5 本調査は、令和2年3月31日を基準日とする。
※6 「新規」は、平成31年4月1日から令和2年3月31日までの期間に、消防本部において覚知・集計している重大違反対象物である。
※7 前回調査は、平成31年3月31日を基準日とする。
※8 回答要領に従い「不明」の旨回答があったもののほか、回答要領による回答がなく覚知年月日が不明であるものを含む。
※9 「是正」（新規欄）とは、平成31年4月1日から令和2年3月31日までの期間に、消防本部において覚知した重大違反対象物のうち、当該期間内において違反が是正されたものである。
※10「継続」（新規欄）とは、平成31年4月1日から令和2年3月31日までの期間に、消防本部において覚知した重大違反対象物のうち、違反状況が継続しているものをいう。
※11「是正」（前回調査欄）とは、平成31年3月31日以前に、消防本部において覚知した重大違反対象物のうち、平成31年4月1日から令和2年3月31日までの期間において違反が是正されたものである。
※12「継続」（前回調査欄）とは、平成31年3月31日以前に、消防本部において覚知した重大違反対象物のうち、違反状況が継続しているものをいう。

別紙２－２

重大違反対象物※1の状況※2（特定防火対象物※3・消防用設備等別）

都道府県名	消防本部名	消防用設備等区分	義務対象物数※4	重大違反対象物数※5	違反覚知からの経過年数 ※6						重大違反率（%）	（参考）是正指導・是正措置の状況等					
					1年未満	1年以上3年未満	3年以上5年未満	5年以上10年未満	10年以上	不明※7		是正指導・是正措置中の対象物数	警告前段の行政指導実施中の対象物数	改修期限を定めている対象物数	警告対象物数	命令対象物数	告発対象物数
			A	B(B/B)	C(C/B)	D(D/B)	E(E/B)	F(F/B)	G(G/B)	H(H/B)	I(B/A)	J(J/B)	K(K/J)	L(L/K)	M(M/B)	N(N/B)	O(O/B)
北海道		屋内消火栓設備	5,428	27 (100.0%)	9 (33.3%)	2 (7.4%)	4 (14.8%)	6 (22.2%)	6 (22.2%)	0 (0.0%)	0.50%	27 (100.0%)	22 (81.5%)	15 (68.2%)	2 (7.4%)	2 (7.4%)	1 (3.7%)
		スプリンクラー設備	5,176	7 (100.0%)	3 (42.9%)	3 (42.9%)	1 (14.3%)	0 (0.0%)	0 (0.0%)	0 (0.0%)	0.14%	7 (100.0%)	6 (85.7%)	5 (83.3%)	1 (14.3%)	0 (0.0%)	0 (0.0%)
		自動火災報知設備	32,896	92 (100.0%)	24 (26.1%)	16 (17.4%)	3 (3.3%)	12 (13.0%)	37 (40.2%)	0 (0.0%)	0.28%	92 (100.0%)	79 (85.9%)	57 (72.2%)	13 (14.1%)	0 (0.0%)	0 (0.0%)
	札幌市消防局	屋内消火栓設備	2,396	6 (100.0%)	4 (66.7%)	1 (16.7%)	1 (16.7%)	0 (0.0%)	0 (0.0%)	0 (0.0%)	0.25%	6 (100.0%)	4 (66.7%)	4 (100.0%)	1 (16.7%)	0 (0.0%)	1 (16.7%)
		スプリンクラー設備	1,853	4 (100.0%)	2 (50.0%)	2 (50.0%)	0 (0.0%)	0 (0.0%)	0 (0.0%)	0 (0.0%)	0.22%	4 (100.0%)	3 (75.0%)	3 (100.0%)	1 (25.0%)	0 (0.0%)	0 (0.0%)
		自動火災報知設備	9,535	6 (100.0%)	4 (66.7%)	2 (33.3%)	0 (0.0%)	0 (0.0%)	0 (0.0%)	0 (0.0%)	0.06%	6 (100.0%)	4 (66.7%)	4 (100.0%)	2 (33.3%)	0 (0.0%)	0 (0.0%)
	江別市消防本部	屋内消火栓設備	49	0	0	0	0	0	0	0	0.00%	0	0	0	0	0	0
		スプリンクラー設備	66	0	0	0	0	0	0	0	0.00%	0	0	0	0	0	0
		自動火災報知設備	410	0	0	0	0	0	0	0	0.00%	0	0	0	0	0	0
	千歳市消防本部	屋内消火栓設備	49	3 (100.0%)	0 (0.0%)	0 (0.0%)	0 (0.0%)	0 (0.0%)	3 (100.0%)	0 (0.0%)	6.12%	3 (100.0%)	3 (100.0%)	0 (0.0%)	0 (0.0%)	0 (0.0%)	0 (0.0%)
		スプリンクラー設備	62	0	0	0	0	0	0	0	0.00%	0	0	0	0	0	0
		自動火災報知設備	465	3 (100.0%)	0 (0.0%)	0 (0.0%)	0 (0.0%)	0 (0.0%)	3 (100.0%)	0 (0.0%)	0.65%	3 (100.0%)	3 (100.0%)	0 (0.0%)	0 (0.0%)	0 (0.0%)	0 (0.0%)
	恵庭市消防本部	屋内消火栓設備	33	0	0	0	0	0	0	0	0.00%	0	0	0	0	0	0
		スプリンクラー設備	49	0	0	0	0	0	0	0	0.00%	0	0	0	0	0	0
		自動火災報知設備	286	0	0	0	0	0	0	0	0.00%	0	0	0	0	0	0
	北広島市消防本部	屋内消火栓設備	34	0	0	0	0	0	0	0	0.00%	0	0	0	0	0	0
		スプリンクラー設備	50	0	0	0	0	0	0	0	0.00%	0	0	0	0	0	0
		自動火災報知設備	279	0	0	0	0	0	0	0	0.00%	0	0	0	0	0	0
	石狩北部地区消防事務組合消防本部	屋内消火栓設備	45	0	0	0	0	0	0	0	0.00%	0	0	0	0	0	0
		スプリンクラー設備	87	0	0	0	0	0	0	0	0.00%	0	0	0	0	0	0
		自動火災報知設備	413	0	0	0	0	0	0	0	0.00%	0	0	0	0	0	0
	函館市消防本部	屋内消火栓設備	223	0	0	0	0	0	0	0	0.00%	0	0	0	0	0	0
		スプリンクラー設備	285	0	0	0	0	0	0	0	0.00%	0	0	0	0	0	0
		自動火災報知設備	1,700	0	0	0	0	0	0	0	0.00%	0	0	0	0	0	0
	長万部町消防本部	屋内消火栓設備	9	0	0	0	0	0	0	0	0.00%	0	0	0	0	0	0
		スプリンクラー設備	4	0	0	0	0	0	0	0	0.00%	0	0	0	0	0	0
		自動火災報知設備	43	0	0	0	0	0	0	0	0.00%	0	0	0	0	0	0
	森町消防本部	屋内消火栓設備	10	1 (100.0%)	1 (100.0%)	0 (0.0%)	0 (0.0%)	0 (0.0%)	0 (0.0%)	0 (0.0%)	10.00%	1 (100.0%)	1 (100.0%)	1 (100.0%)	0 (0.0%)	0 (0.0%)	0 (0.0%)
		スプリンクラー設備	16	0	0	0	0	0	0	0	0.00%	0	0	0	0	0	0
		自動火災報知設備	124	0	0	0	0	0	0	0	0.00%	0	0	0	0	0	0
	八雲町消防本部	屋内消火栓設備	19	0	0	0	0	0	0	0	0.00%	0	0	0	0	0	0
		スプリンクラー設備	11	1 (100.0%)	0 (0.0%)	0 (0.0%)	1 (100.0%)	0 (0.0%)	0 (0.0%)	0 (0.0%)	9.09%	1 (100.0%)	1 (100.0%)	1 (100.0%)	0 (0.0%)	0 (0.0%)	0 (0.0%)
		自動火災報知設備	112	3 (100.0%)	0 (0.0%)	0 (0.0%)	0 (0.0%)	0 (0.0%)	3 (100.0%)	0 (0.0%)	2.68%	3 (100.0%)	3 (100.0%)	3 (100.0%)	0 (0.0%)	0 (0.0%)	0 (0.0%)
	南渡島消防事務組合消防本部	屋内消火栓設備	41	0	0	0	0	0	0	0	0.00%	0	0	0	0	0	0
		スプリンクラー設備	84	0	0	0	0	0	0	0	0.00%	0	0	0	0	0	0
		自動火災報知設備	464	0	0	0	0	0	0	0	0.00%	0	0	0	0	0	0

重大違反対象物※1の状況※2（特定防火対象物※3・消防用設備等別）

都道府県名	消防本部名	消防用設備等区分	義務対象物数※4	重大違反対象物数※5	違反覚知からの経過年数 ※6						重大違反率（%）	（参考）是正指導・是正措置の状況等					
					1年未満	1年以上3年未満	3年以上5年未満	5年以上10年未満	10年以上	不明※7		是正指導・是正措置中の対象物数	警告前段の行政指導実施中の対象物数	改修期限を定めている対象物数	警告対象物数	命令対象物数	告発対象物数
			A	B(B/B)	C(C/B)	D(D/B)	E(E/B)	F(F/B)	G(G/B)	H(H/B)	I(B/A)	J(J/B)	K(K/J)	L(L/K)	M(M/B)	N(N/B)	O(O/B)
	渡島西部広域事務組合消防本部	屋内消火栓設備	26	0	0	0	0	0	0	0	0.00%	0	0	0	0	0	0
		スプリンクラー設備	18	0	0	0	0	0	0	0	0.00%	0	0	0	0	0	0
		自動火災報知設備	139	0	0	0	0	0	0	0	0.00%	0	0	0	0	0	0
	檜山広域行政組合消防本部	屋内消火栓設備	46	0	0	0	0	0	0	0	0.00%	0	0	0	0	0	0
		スプリンクラー設備	39	0	0	0	0	0	0	0	0.00%	0	0	0	0	0	0
		自動火災報知設備	313	5 (100.0%)	0 (0.0%)	4 (80.0%)	0 (0.0%)	0 (0.0%)	1 (20.0%)	0 (0.0%)	1.60%	5 (100.0%)	5 (100.0%)	2 (40.0%)	0 (0.0%)	0 (0.0%)	0 (0.0%)
	小樽市消防本部	屋内消火栓設備	145	1 (100.0%)	1 (100.0%)	0 (0.0%)	0 (0.0%)	0 (0.0%)	0 (0.0%)	0 (0.0%)	0.69%	1 (100.0%)	1 (100.0%)	1 (100.0%)	0 (0.0%)	0 (0.0%)	0 (0.0%)
		スプリンクラー設備	166	0	0	0	0	0	0	0	0.00%	0	0	0	0	0	0
		自動火災報知設備	996	8 (100.0%)	8 (100.0%)	0 (0.0%)	0 (0.0%)	0 (0.0%)	0 (0.0%)	0 (0.0%)	0.80%	8 (100.0%)	8 (100.0%)	8 (100.0%)	0 (0.0%)	0 (0.0%)	0 (0.0%)
	岩内・寿都地方消防組合消防本部	屋内消火栓設備	31	0	0	0	0	0	0	0	0.00%	0	0	0	0	0	0
		スプリンクラー設備	25	0	0	0	0	0	0	0	0.00%	0	0	0	0	0	0
		自動火災報知設備	247	0	0	0	0	0	0	0	0.00%	0	0	0	0	0	0
	羊蹄山ろく消防組合消防本部	屋内消火栓設備	97	0	0	0	0	0	0	0	0.00%	0	0	0	0	0	0
		スプリンクラー設備	35	0	0	0	0	0	0	0	0.00%	0	0	0	0	0	0
		自動火災報知設備	1,002	0	0	0	0	0	0	0	0.00%	0	0	0	0	0	0
	北後志消防組合消防本部	屋内消火栓設備	34	0	0	0	0	0	0	0	0.00%	0	0	0	0	0	0
		スプリンクラー設備	46	0	0	0	0	0	0	0	0.00%	0	0	0	0	0	0
		自動火災報知設備	334	0	0	0	0	0	0	0	0.00%	0	0	0	0	0	0
	夕張市消防本部	屋内消火栓設備	7	0	0	0	0	0	0	0	0.00%	0	0	0	0	0	0
		スプリンクラー設備	16	0	0	0	0	0	0	0	0.00%	0	0	0	0	0	0
		自動火災報知設備	59	0	0	0	0	0	0	0	0.00%	0	0	0	0	0	0
	美唄市消防本部	屋内消火栓設備	30	0	0	0	0	0	0	0	0.00%	0	0	0	0	0	0
		スプリンクラー設備	25	0	0	0	0	0	0	0	0.00%	0	0	0	0	0	0
		自動火災報知設備	193	3 (100.0%)	0 (0.0%)	0 (0.0%)	0 (0.0%)	2 (66.7%)	1 (33.3%)	0 (0.0%)	1.55%	3 (100.0%)	3 (100.0%)	3 (100.0%)	0 (0.0%)	0 (0.0%)	0 (0.0%)
	歌志内市消防本部	屋内消火栓設備	2	0	0	0	0	0	0	0	0.00%	0	0	0	0	0	0
		スプリンクラー設備	6	0	0	0	0	0	0	0	0.00%	0	0	0	0	0	0
		自動火災報知設備	11	0	0	0	0	0	0	0	0.00%	0	0	0	0	0	0
	三笠市消防本部	屋内消火栓設備	4	0	0	0	0	0	0	0	0.00%	0	0	0	0	0	0
		スプリンクラー設備	10	0	0	0	0	0	0	0	0.00%	0	0	0	0	0	0
		自動火災報知設備	42	0	0	0	0	0	0	0	0.00%	0	0	0	0	0	0
	岩見沢地区消防事務組合消防本部	屋内消火栓設備	70	3 (100.0%)	2 (66.7%)	0 (0.0%)	0 (0.0%)	1 (33.3%)	0 (0.0%)	0 (0.0%)	4.29%	3 (100.0%)	2 (66.7%)	2 (100.0%)	1 (33.3%)	0 (0.0%)	0 (0.0%)
		スプリンクラー設備	62	1 (100.0%)	1 (100.0%)	0 (0.0%)	0 (0.0%)	0 (0.0%)	0 (0.0%)	0 (0.0%)	1.61%	1 (100.0%)	1 (100.0%)	1 (100.0%)	0 (0.0%)	0 (0.0%)	0 (0.0%)
		自動火災報知設備	517	10 (100.0%)	1 (10.0%)	1 (10.0%)	1 (10.0%)	4 (40.0%)	3 (30.0%)	0 (0.0%)	1.93%	10 (100.0%)	4 (40.0%)	4 (100.0%)	6 (60.0%)	0 (0.0%)	0 (0.0%)
	砂川地区広域消防組合消防本部	屋内消火栓設備	23	0	0	0	0	0	0	0	0.00%	0	0	0	0	0	0
		スプリンクラー設備	33	0	0	0	0	0	0	0	0.00%	0	0	0	0	0	0
		自動火災報知設備	215	0	0	0	0	0	0	0	0.00%	0	0	0	0	0	0

別紙２－２

重大違反対象物※1の状況※2（特定防火対象物※3・消防用設備等別）

都道府県名	消防本部名	消防用設備等区分	義務対象物数※4	重大違反対象物数※5	違反覚知からの経過年数 ※6						重大違反率（%）	（参考）是正指導・是正措置の状況等					
					1年未満	1年以上3年未満	3年以上5年未満	5年以上10年未満	10年以上	不明※7		是正指導・是正措置中の対象物数	警告前段の行政指導実施中の対象物数	改修期限を定めている対象物数	警告対象物数	命令対象物数	告発対象物数
			A	B(B/B)	C(C/B)	D(D/B)	E(E/B)	F(F/B)	G(G/B)	H(H/B)	I(B/A)	J(J/B)	K(K/J)	L(L/K)	M(M/B)	N(N/B)	O(O/B)
	滝川地区広域消防事務組合消防本部	屋内消火栓設備	64	0	0	0	0	0	0	0	0.00%	0	0	0	0	0	0
		スプリンクラー設備	75	0	0	0	0	0	0	0	0.00%	0	0	0	0	0	0
		自動火災報知設備	513	0	0	0	0	0	0	0	0.00%	0	0	0	0	0	0
	深川地区消防組合消防本部	屋内消火栓設備	51	0	0	0	0	0	0	0	0.00%	0	0	0	0	0	0
		スプリンクラー設備	33	0	0	0	0	0	0	0	0.00%	0	0	0	0	0	0
		自動火災報知設備	287	0	0	0	0	0	0	0	0.00%	0	0	0	0	0	0
	南空知消防組合消防本部	屋内消火栓設備	42	1 (100.0%)	0 (0.0%)	1 (100.0%)	0 (0.0%)	0 (0.0%)	0 (0.0%)	0 (0.0%)	2.38%	1 (100.0%)	0 (0.0%)	0	0 (0.0%)	1 (100.0%)	0 (0.0%)
		スプリンクラー設備	40	0	0	0	0	0	0	0	0.00%	0	0	0	0	0	0
		自動火災報知設備	264	2 (100.0%)	0 (0.0%)	0 (0.0%)	0 (0.0%)	0 (0.0%)	2 (100.0%)	0 (0.0%)	0.76%	2 (100.0%)	0 (0.0%)	0	2 (100.0%)	0 (0.0%)	0 (0.0%)
	旭川市消防本部	屋内消火栓設備	209	1 (100.0%)	0 (0.0%)	0 (0.0%)	1 (100.0%)	0 (0.0%)	0 (0.0%)	0 (0.0%)	0.48%	1 (100.0%)	0 (0.0%)	0	0 (0.0%)	1 (100.0%)	0 (0.0%)
		スプリンクラー設備	429	0	0	0	0	0	0	0	0.00%	0	0	0	0	0	0
		自動火災報知設備	2,285	1 (100.0%)	0 (0.0%)	1 (100.0%)	0 (0.0%)	0 (0.0%)	0 (0.0%)	0 (0.0%)	0.04%	1 (100.0%)	1 (100.0%)	1 (100.0%)	0 (0.0%)	0 (0.0%)	0 (0.0%)
	上川北部消防事務組合消防本部	屋内消火栓設備	47	0	0	0	0	0	0	0	0.00%	0	0	0	0	0	0
		スプリンクラー設備	41	0	0	0	0	0	0	0	0.00%	0	0	0	0	0	0
		自動火災報知設備	307	1 (100.0%)	1 (100.0%)	0 (0.0%)	0 (0.0%)	0 (0.0%)	0 (0.0%)	0 (0.0%)	0.33%	1 (100.0%)	1 (100.0%)	1 (100.0%)	0 (0.0%)	0 (0.0%)	0 (0.0%)
	大雪消防組合消防本部	屋内消火栓設備	43	1 (100.0%)	1 (100.0%)	0 (0.0%)	0 (0.0%)	0 (0.0%)	0 (0.0%)	0 (0.0%)	2.33%	1 (100.0%)	1 (100.0%)	1 (100.0%)	0 (0.0%)	0 (0.0%)	0 (0.0%)
		スプリンクラー設備	49	0	0	0	0	0	0	0	0.00%	0	0	0	0	0	0
		自動火災報知設備	403	2 (100.0%)	0 (0.0%)	1 (50.0%)	0 (0.0%)	0 (0.0%)	1 (50.0%)	0 (0.0%)	0.50%	2 (100.0%)	2 (100.0%)	2 (100.0%)	0 (0.0%)	0 (0.0%)	0 (0.0%)
	士別地方消防事務組合消防本部	屋内消火栓設備	28	0	0	0	0	0	0	0	0.00%	0	0	0	0	0	0
		スプリンクラー設備	27	0	0	0	0	0	0	0	0.00%	0	0	0	0	0	0
		自動火災報知設備	194	0	0	0	0	0	0	0	0.00%	0	0	0	0	0	0
	富良野広域連合消防本部	屋内消火栓設備	59	0	0	0	0	0	0	0	0.00%	0	0	0	0	0	0
		スプリンクラー設備	47	0	0	0	0	0	0	0	0.00%	0	0	0	0	0	0
		自動火災報知設備	538	3 (100.0%)	0 (0.0%)	0 (0.0%)	0 (0.0%)	0 (0.0%)	3 (100.0%)	0 (0.0%)	0.56%	3 (100.0%)	3 (100.0%)	3 (100.0%)	0 (0.0%)	0 (0.0%)	0 (0.0%)
	増毛町消防本部	屋内消火栓設備	4	0	0	0	0	0	0	0	0.00%	0	0	0	0	0	0
		スプリンクラー設備	9	0	0	0	0	0	0	0	0.00%	0	0	0	0	0	0
		自動火災報知設備	31	0	0	0	0	0	0	0	0.00%	0	0	0	0	0	0
	留萌消防組合消防本部	屋内消火栓設備	25	0	0	0	0	0	0	0	0.00%	0	0	0	0	0	0
		スプリンクラー設備	31	0	0	0	0	0	0	0	0.00%	0	0	0	0	0	0
		自動火災報知設備	237	1 (100.0%)	0 (0.0%)	1 (100.0%)	0 (0.0%)	0 (0.0%)	0 (0.0%)	0 (0.0%)	0.42%	1 (100.0%)	1 (100.0%)	1 (100.0%)	0 (0.0%)	0 (0.0%)	0 (0.0%)
	北留萌消防組合消防本部	屋内消火栓設備	18	0	0	0	0	0	0	0	0.00%	0	0	0	0	0	0
		スプリンクラー設備	18	0	0	0	0	0	0	0	0.00%	0	0	0	0	0	0
		自動火災報知設備	163	2 (100.0%)	1 (50.0%)	0 (0.0%)	0 (0.0%)	1 (50.0%)	0 (0.0%)	0 (0.0%)	1.23%	2 (100.0%)	2 (100.0%)	2 (100.0%)	0 (0.0%)	0 (0.0%)	0 (0.0%)
	稚内地区消防事務組合消防本部	屋内消火栓設備	36	0	0	0	0	0	0	0	0.00%	0	0	0	0	0	0
		スプリンクラー設備	35	0	0	0	0	0	0	0	0.00%	0	0	0	0	0	0
		自動火災報知設備	327	6 (100.0%)	4 (66.7%)	1 (16.7%)	1 (16.7%)	0 (0.0%)	0 (0.0%)	0 (0.0%)	1.83%	6 (100.0%)	6 (100.0%)	2 (33.3%)	0 (0.0%)	0 (0.0%)	0 (0.0%)

別紙２－２

重大違反対象物※1の状況※2（特定防火対象物※3・消防用設備等別）

都道府県名	消防本部名	消防用設備等区分	義務対象物数※4	重大違反対象物数※5	違反覚知からの経過年数 ※6						重大違反率（%）	（参考）是正指導・是正措置の状況等					
					1年未満	1年以上3年未満	3年以上5年未満	5年以上10年未満	10年以上	不明※7		是正指導・是正措置中の対象物数	警告前段の行政指導実施中の対象物数	改修期限を定めている対象物数	警告対象物数	命令対象物数	告発対象物数
			A	B(B/B)	C(C/B)	D(D/B)	E(E/B)	F(F/B)	G(G/B)	H(H/B)	I(B/A)	J(J/B)	K(K/J)	L(L/K)	M(M/B)	N(N/B)	O(O/B)
	南宗谷消防組合消防本部	屋内消火栓設備	19	0	0	0	0	0	0	0	0.00%	0	0	0	0	0	0
		スプリンクラー設備	13	0	0	0	0	0	0	0	0.00%	0	0	0	0	0	0
		自動火災報知設備	121	0	0	0	0	0	0	0	0.00%	0	0	0	0	0	0
	利尻礼文消防事務組合消防本部	屋内消火栓設備	21	0	0	0	0	0	0	0	0.00%	0	0	0	0	0	0
		スプリンクラー設備	5	0	0	0	0	0	0	0	0.00%	0	0	0	0	0	0
		自動火災報知設備	149	0	0	0	0	0	0	0	0.00%	0	0	0	0	0	0
	北見地区消防組合消防本部	屋内消火栓設備	103	0	0	0	0	0	0	0	0.00%	0	0	0	0	0	0
		スプリンクラー設備	143	0	0	0	0	0	0	0	0.00%	0	0	0	0	0	0
		自動火災報知設備	751	1 (100.0%)	0 (0.0%)	1 (100.0%)	0 (0.0%)	0 (0.0%)	0 (0.0%)	0 (0.0%)	0.13%	1 (100.0%)	0 (0.0%)	0	1 (100.0%)	0 (0.0%)	0 (0.0%)
	網走地区消防組合消防本部	屋内消火栓設備	53	0	0	0	0	0	0	0	0.00%	0	0	0	0	0	0
		スプリンクラー設備	34	0	0	0	0	0	0	0	0.00%	0	0	0	0	0	0
		自動火災報知設備	336	0	0	0	0	0	0	0	0.00%	0	0	0	0	0	0
	紋別地区消防組合消防本部	屋内消火栓設備	49	3 (100.0%)	0 (0.0%)	0 (0.0%)	1 (33.3%)	2 (66.7%)	0 (0.0%)	0 (0.0%)	6.12%	3 (100.0%)	3 (100.0%)	3 (100.0%)	0 (0.0%)	0 (0.0%)	0 (0.0%)
		スプリンクラー設備	31	0	0	0	0	0	0	0	0.00%	0	0	0	0	0	0
		自動火災報知設備	271	5 (100.0%)	2 (40.0%)	0 (0.0%)	0 (0.0%)	2 (40.0%)	1 (20.0%)	0 (0.0%)	1.85%	5 (100.0%)	5 (100.0%)	5 (100.0%)	0 (0.0%)	0 (0.0%)	0 (0.0%)
	斜里地区消防組合消防本部	屋内消火栓設備	32	0	0	0	0	0	0	0	0.00%	0	0	0	0	0	0
		スプリンクラー設備	17	0	0	0	0	0	0	0	0.00%	0	0	0	0	0	0
		自動火災報知設備	178	0	0	0	0	0	0	0	0.00%	0	0	0	0	0	0
	美幌・津別広域事務組合消防本部	屋内消火栓設備	22	2 (100.0%)	0 (0.0%)	0 (0.0%)	0 (0.0%)	2 (100.0%)	0 (0.0%)	0 (0.0%)	9.09%	2 (100.0%)	2 (100.0%)	2 (100.0%)	0 (0.0%)	0 (0.0%)	0 (0.0%)
		スプリンクラー設備	19	0	0	0	0	0	0	0	0.00%	0	0	0	0	0	0
		自動火災報知設備	156	0	0	0	0	0	0	0	0.00%	0	0	0	0	0	0
	遠軽地区広域組合消防本部	屋内消火栓設備	43	0	0	0	0	0	0	0	0.00%	0	0	0	0	0	0
		スプリンクラー設備	37	0	0	0	0	0	0	0	0.00%	0	0	0	0	0	0
		自動火災報知設備	315	0	0	0	0	0	0	0	0.00%	0	0	0	0	0	0
	苫小牧市消防本部	屋内消火栓設備	104	0	0	0	0	0	0	0	0.00%	0	0	0	0	0	0
		スプリンクラー設備	152	0	0	0	0	0	0	0	0.00%	0	0	0	0	0	0
		自動火災報知設備	892	2 100.0%	0 0.0%	0 0.0%	0 0.0%	1 50.0%	1 50.0%	0 0.0%	0.22%	2 100.0%	2 100.0%	2 100.0%	0 0.0%	0 0.0%	0 0.0%
	室蘭市消防本部	屋内消火栓設備	77	0	0	0	0	0	0	0	0.00%	0	0	0	0	0	0
		スプリンクラー設備	59	0	0	0	0	0	0	0	0.00%	0	0	0	0	0	0
		自動火災報知設備	432	8 (100.0%)	0 (0.0%)	1 (12.5%)	0 (0.0%)	1 (12.5%)	6 (75.0%)	0 (0.0%)	1.85%	8 (100.0%)	8 (100.0%)	8 (100.0%)	0 (0.0%)	0 (0.0%)	0 (0.0%)
	登別市消防本部	屋内消火栓設備	49	0	0	0	0	0	0	0	0.00%	0	0	0	0	0	0
		スプリンクラー設備	33	0	0	0	0	0	0	0	0.00%	0	0	0	0	0	0
		自動火災報知設備	288	1 (100.0%)	0 (0.0%)	0 (0.0%)	0 (0.0%)	0 (0.0%)	1 (100.0%)	0 (0.0%)	0.35%	1 (100.0%)	1 (100.0%)	0 (0.0%)	0 (0.0%)	0 (0.0%)	0 (0.0%)
	白老町消防本部	屋内消火栓設備	19	0	0	0	0	0	0	0	0.00%	0	0	0	0	0	0
		スプリンクラー設備	18	0	0	0	0	0	0	0	0.00%	0	0	0	0	0	0
		自動火災報知設備	152	0	0	0	0	0	0	0	0.00%	0	0	0	0	0	0

別紙２－２

重大違反対象物※1の状況※2（特定防火対象物※3・消防用設備等別）

都道府県名	消防本部名	消防用設備等区分	義務対象物数※4	重大違反対象物数※5	違反覚知からの経過年数 ※6						重大違反率（%）	（参考）是正指導・是正措置の状況等					
					1年未満	1年以上3年未満	3年以上5年未満	5年以上10年未満	10年以上	不明※7		是正指導・是正措置中の対象物数	警告前段の行政指導実施中の対象物数	改修期限を定めている対象物数	警告対象物数	命令対象物数	告発対象物数
			A	B(B/B)	C(C/B)	D(D/B)	E(E/B)	F(F/B)	G(G/B)	H(H/B)	I(B/A)	J(J/B)	K(K/J)	L(L/K)	M(M/B)	N(N/B)	O(O/B)
	西胆振行政事務組合消防本部	屋内消火栓設備	22	0	0	0	0	0	0	0	0.00%	0	0	0	0	0	0
		スプリンクラー設備	52	0	0	0	0	0	0	0	0.00%	0	0	0	0	0	0
		自動火災報知設備	259	1 (100.0%)	0 (0.0%)	1 (100.0%)	0 (0.0%)	0 (0.0%)	0 (0.0%)	0 (0.0%)	0.39%	1 (100.0%)	0 (0.0%)	0	1 (100.0%)	0 (0.0%)	0 (0.0%)
	胆振東部消防組合消防本部	屋内消火栓設備	19	0	0	0	0	0	0	0	0.00%	0	0	0	0	0	0
		スプリンクラー設備	23	0	0	0	0	0	0	0	0.00%	0	0	0	0	0	0
		自動火災報知設備	151	0	0	0	0	0	0	0	0.00%	0	0	0	0	0	0
	日高西部消防組合消防本部	屋内消火栓設備	17	0	0	0	0	0	0	0	0.00%	0	0	0	0	0	0
		スプリンクラー設備	15	0	0	0	0	0	0	0	0.00%	0	0	0	0	0	0
		自動火災報知設備	164	0	0	0	0	0	0	0	0.00%	0	0	0	0	0	0
	日高中部消防組合消防本部	屋内消火栓設備	30	1 (100.0%)	0 (0.0%)	0 (0.0%)	0 (0.0%)	0 (0.0%)	1 (100.0%)	0 (0.0%)	3.33%	1 (100.0%)	1 (100.0%)	0 (0.0%)	0 (0.0%)	0 (0.0%)	0 (0.0%)
		スプリンクラー設備	26	0	0	0	0	0	0	0	0.00%	0	0	0	0	0	0
		自動火災報知設備	224	10 (100.0%)	2 (20.0%)	0 (0.0%)	0 (0.0%)	0 (0.0%)	8 (80.0%)	0 (0.0%)	4.46%	10 (100.0%)	9 (90.0%)	0 (0.0%)	1 (10.0%)	0 (0.0%)	0 (0.0%)
	日高東部消防組合消防本部	屋内消火栓設備	27	0	0	0	0	0	0	0	0.00%	0	0	0	0	0	0
		スプリンクラー設備	16	0	0	0	0	0	0	0	0.00%	0	0	0	0	0	0
		自動火災報知設備	180	0	0	0	0	0	0	0	0.00%	0	0	0	0	0	0
	とかち広域消防局	屋内消火栓設備	417	1 (100.0%)	0 (0.0%)	0 (0.0%)	1 (100.0%)	0 (0.0%)	0 (0.0%)	0 (0.0%)	0.24%	1 (100.0%)	1 (100.0%)	1 (100.0%)	0 (0.0%)	0 (0.0%)	0 (0.0%)
		スプリンクラー設備	329	0	0	0	0	0	0	0	0.00%	0	0	0	0	0	0
		自動火災報知設備	2,401	4 (100.0%)	0 (0.0%)	2 (50.0%)	1 (25.0%)	1 (25.0%)	0 (0.0%)	0 (0.0%)	0.17%	4 (100.0%)	4 (100.0%)	4 (100.0%)	0 (0.0%)	0 (0.0%)	0 (0.0%)
	釧路市消防本部	屋内消火栓設備	137	0	0	0	0	0	0	0	0.00%	0	0	0	0	0	0
		スプリンクラー設備	183	0	0	0	0	0	0	0	0.00%	0	0	0	0	0	0
		自動火災報知設備	1,052	0	0	0	0	0	0	0	0.00%	0	0	0	0	0	0
	釧路北部消防事務組合消防本部	屋内消火栓設備	25	3 (100.0%)	0 (0.0%)	0 (0.0%)	0 (0.0%)	1 (33.3%)	2 (66.7%)	0 (0.0%)	12.00%	3 (100.0%)	3 (100.0%)	0 (0.0%)	0 (0.0%)	0 (0.0%)	0 (0.0%)
		スプリンクラー設備	17	1 (100.0%)	0 (0.0%)	1 (100.0%)	0 (0.0%)	0 (0.0%)	0 (0.0%)	0 (0.0%)	5.88%	1 (100.0%)	1 (100.0%)	0 (0.0%)	0 (0.0%)	0 (0.0%)	0 (0.0%)
		自動火災報知設備	178	2 (100.0%)	0 (0.0%)	0 (0.0%)	0 (0.0%)	0 (0.0%)	2 (100.0%)	0 (0.0%)	1.12%	2 (100.0%)	2 (100.0%)	0 (0.0%)	0 (0.0%)	0 (0.0%)	0 (0.0%)
	釧路東部消防組合消防本部	屋内消火栓設備	24	0	0	0	0	0	0	0	0.00%	0	0	0	0	0	0
		スプリンクラー設備	24	0	0	0	0	0	0	0	0.00%	0	0	0	0	0	0
		自動火災報知設備	232	2 (100.0%)	1 (50.0%)	0 (0.0%)	0 (0.0%)	0 (0.0%)	1 (50.0%)	0 (0.0%)	0.86%	2 (100.0%)	2 (100.0%)	2 (100.0%)	0 (0.0%)	0 (0.0%)	0 (0.0%)
	根室市消防本部	屋内消火栓設備	20	0	0	0	0	0	0	0	0.00%	0	0	0	0	0	0
		スプリンクラー設備	18	0	0	0	0	0	0	0	0.00%	0	0	0	0	0	0
		自動火災報知設備	169	0	0	0	0	0	0	0	0.00%	0	0	0	0	0	0
	根室北部消防事務組合消防本部	屋内消火栓設備	50	0	0	0	0	0	0	0	0.00%	0	0	0	0	0	0
		スプリンクラー設備	30	0	0	0	0	0	0	0	0.00%	0	0	0	0	0	0
		自動火災報知設備	397	0	0	0	0	0	0	0	0.00%	0	0	0	0	0	0
青森県		屋内消火栓設備	1,171	11 (100.0%)	3 (27.3%)	4 (36.4%)	1 (9.1%)	1 (9.1%)	2 (18.2%)	0 (0.0%)	0.94%	11 (100.0%)	3 (27.3%)	2 (66.7%)	6 (54.5%)	2 (18.2%)	0 (0.0%)
		スプリンクラー設備	1,581	2 (100.0%)	0 (0.0%)	1 (50.0%)	0 (0.0%)	0 (0.0%)	1 (50.0%)	0 (0.0%)	0.13%	2 (100.0%)	1 (50.0%)	1 (100.0%)	0 (0.0%)	1 (50.0%)	0 (0.0%)
		自動火災報知設備	8,672	40 (100.0%)	9 (22.5%)	9 (22.5%)	4 (10.0%)	11 (27.5%)	7 (17.5%)	0 (0.0%)	0.46%	40 (100.0%)	17 (42.5%)	15 (88.2%)	16 (40.0%)	7 (17.5%)	0 (0.0%)

別紙２－２

重大違反対象物※1の状況※2（特定防火対象物※3・消防用設備等別）

都道府県名	消防本部名	消防用設備等区分	義務対象物数※4	重大違反対象物数※5	違反覚知からの経過年数 ※6						重大違反率（%）	（参考）是正指導・是正措置の状況等					
					1年未満	1年以上3年未満	3年以上5年未満	5年以上10年未満	10年以上	不明※7		是正指導・是正措置中の対象物数	警告前段の行政指導実施中の対象物数	改修期限を定めている対象物数	警告対象物数	命令対象物数	告発対象物数
			A	B(B/B)	C(C/B)	D(D/B)	E(E/B)	F(F/B)	G(G/B)	H(H/B)	I(B/A)	J(J/B)	K(K/J)	L(L/K)	M(M/B)	N(N/B)	O(O/B)
	青森地域広域事務組合消防本部	屋内消火栓設備	278	1 (100.0%)	1 (100.0%)	0 (0.0%)	0 (0.0%)	0 (0.0%)	0 (0.0%)	0 (0.0%)	0.36%	1 (100.0%)	0 (0.0%)	–	0	1 (100.0%)	0 (0.0%)	0 (0.0%)
		スプリンクラー設備	460	0	0	0	0	0	0	0	0.00%	0	0	0	0	0	0
		自動火災報知設備	2,136	2 (100.0%)	2 (100.0%)	0 (0.0%)	0 (0.0%)	0 (0.0%)	0 (0.0%)	0 (0.0%)	0.09%	2 (100.0%)	1 (50.0%)	1 (100.0%)	1 (50.0%)	0 (0.0%)	0 (0.0%)
	弘前地区消防事務組合消防本部	屋内消火栓設備	249	0	0	0	0	0	0	0	0.00%	0	0	0	0	0	0
		スプリンクラー設備	348	0	0	0	0	0	0	0	0.00%	0	0	0	0	0	0
		自動火災報知設備	1,758	0	0	0	0	0	0	0	0.00%	0	0	0	0	0	0
	八戸地域広域市町村圏事務組消防本部	屋内消火栓設備	238	0	0	0	0	0	0	0	0.00%	0	0	0	0	0	0
		スプリンクラー設備	304	0	0	0	0	0	0	0	0.00%	0	0	0	0	0	0
		自動火災報知設備	1,903	0	0	0	0	0	0	0	0.00%	0	0	0	0	0	0
	五所川原地区消防事務組合消防本部	屋内消火栓設備	77	3 (100.0%)	0 (0.0%)	1 (33.3%)	0 (0.0%)	0 (0.0%)	2 (66.7%)	0 (0.0%)	3.90%	3 (100.0%)	0 (0.0%)	–	2 (66.7%)	1 (33.3%)	0 (0.0%)
		スプリンクラー設備	131	1 (100.0%)	0 (0.0%)	1 (100.0%)	0 (0.0%)	0 (0.0%)	0 (0.0%)	0 (0.0%)	0.76%	1 (100.0%)	1 (100.0%)	1 (100.0%)	0 (0.0%)	0 (0.0%)	0 (0.0%)
		自動火災報知設備	621	23 (100.0%)	1 (4.3%)	3 (13.0%)	3 (13.0%)	10 (43.5%)	6 (26.1%)	0 (0.0%)	3.70%	23 (100.0%)	9 (39.1%)	8 (88.9%)	8 (34.8%)	6 (26.1%)	0 (0.0%)
	十和田地域広域事務組合消防本部	屋内消火栓設備	72	2 (100.0%)	1 (50.0%)	1 (50.0%)	0 (0.0%)	0 (0.0%)	0 (0.0%)	0 (0.0%)	2.78%	2 (100.0%)	2 (100.0%)	1 (50.0%)	0 (0.0%)	0 (0.0%)	0 (0.0%)
		スプリンクラー設備	85	0	0	0	0	0	0	0	0.00%	0	0	0	0	0	0
		自動火災報知設備	593	0	0	0	0	0	0	0	0.00%	0	0	0	0	0	0
	三沢市消防本部	屋内消火栓設備	27	0	0	0	0	0	0	0	0.00%	0	0	0	0	0	0
		スプリンクラー設備	34	0	0	0	0	0	0	0	0.00%	0	0	0	0	0	0
		自動火災報知設備	280	0	0	0	0	0	0	0	0.00%	0	0	0	0	0	0
	下北地域広域行政事務組合消防本部	屋内消火栓設備	88	0	0	0	0	0	0	0	0.00%	0	0	0	0	0	0
		スプリンクラー設備	66	1 (100.0%)	0 (0.0%)	0 (0.0%)	0 (0.0%)	0 (0.0%)	1 (100.0%)	0 (0.0%)	1.52%	1 (100.0%)	0 (0.0%)	–	0 (0.0%)	1 (100.0%)	0 (0.0%)
		自動火災報知設備	516	2 (100.0%)	2 (100.0%)	0 (0.0%)	0 (0.0%)	0 (0.0%)	0 (0.0%)	0 (0.0%)	0.39%	2 (100.0%)	2 (100.0%)	1 (50.0%)	0 (0.0%)	0 (0.0%)	0 (0.0%)
	つがる市消防本部	屋内消火栓設備	36	2 (100.0%)	0 (0.0%)	1 (50.0%)	1 (50.0%)	0 (0.0%)	0 (0.0%)	0 (0.0%)	5.56%	2 (100.0%)	0 (0.0%)	–	1 (50.0%)	1 (50.0%)	0 (0.0%)
		スプリンクラー設備	43	0	0	0	0	0	0	0	0.00%	0	0	0	0	0	0
		自動火災報知設備	223	2 (100.0%)	0 (0.0%)	1 (50.0%)	1 (50.0%)	0 (0.0%)	0 (0.0%)	0 (0.0%)	0.90%	2 (100.0%)	0 (0.0%)	–	1 (50.0%)	1 (50.0%)	0 (0.0%)
	北部上北広域事務組合消防本部	屋内消火栓設備	33	0	0	0	0	0	0	0	0.00%	0	0	0	0	0	0
		スプリンクラー設備	25	0	0	0	0	0	0	0	0.00%	0	0	0	0	0	0
		自動火災報知設備	211	1 (100.0%)	0 (0.0%)	0 (0.0%)	0 (0.0%)	0 (0.0%)	1 (100.0%)	0 (0.0%)	0.47%	1 (100.0%)	0 (0.0%)	–	1 (100.0%)	0 (0.0%)	0 (0.0%)
	中部上北広域事業組合消防本部	屋内消火栓設備	51	3 (100.0%)	1 (33.3%)	1 (33.3%)	0 (0.0%)	1 (33.3%)	0 (0.0%)	0 (0.0%)	5.88%	3 (100.0%)	1 (33.3%)	1 (100.0%)	2 (66.7%)	0 (0.0%)	0 (0.0%)
		スプリンクラー設備	52	0	0	0	0	0	0	0	0.00%	0	0	0	0	0	0
		自動火災報知設備	253	7 (100.0%)	1 (14.3%)	5 (71.4%)	0 (0.0%)	1 (14.3%)	0 (0.0%)	0 (0.0%)	2.77%	7 (100.0%)	2 (28.6%)	2 (100.0%)	5 (71.4%)	0 (0.0%)	0 (0.0%)
	鰺ヶ沢地区消防事務組合消防本部	屋内消火栓設備	22	0	0	0	0	0	0	0	0.00%	0	0	0	0	0	0
		スプリンクラー設備	33	0	0	0	0	0	0	0	0.00%	0	0	0	0	0	0
		自動火災報知設備	178	3 (100.0%)	3 (100.0%)	0 (0.0%)	0 (0.0%)	0 (0.0%)	0 (0.0%)	0 (0.0%)	1.69%	3 (100.0%)	3 (100.0%)	3 (100.0%)	0 (0.0%)	0 (0.0%)	0 (0.0%)
岩手県		屋内消火栓設備	1,308	5 (100.0%)	1 (20.0%)	1 (20.0%)	0 (0.0%)	1 (20.0%)	2 (40.0%)	0 (0.0%)	0.38%	5 (100.0%)	4 (80.0%)	3 (75.0%)	0 (0.0%)	1 (20.0%)	0 (0.0%)
		スプリンクラー設備	1,218	0	0	0	0	0	0	0	0.00%	0	0	0	0	0	0
		自動火災報知設備	8,326	16 (100.0%)	4 (25.0%)	3 (18.8%)	1 (6.3%)	2 (12.5%)	6 (37.5%)	0 (0.0%)	0.19%	16 (100.0%)	14 (87.5%)	9 (64.3%)	0 (0.0%)	2 (12.5%)	0 (0.0%)

別紙２－２

重大違反対象物※1の状況※2（特定防火対象物※3・消防用設備等別）

都道府県名	消防本部名	消防用設備等区分	義務対象物数※4	重大違反対象物数※5	違反覚知からの経過年数 ※6						重大違反率（%）	（参考）是正指導・是正措置の状況等					
					1年未満	1年以上3年未満	3年以上5年未満	5年以上10年未満	10年以上	不明※7		是正指導・是正措置中の対象物数	警告前段の行政指導実施中の対象物数	改修期限を定めている対象物数	警告対象物数	命令対象物数	告発対象物数
			A	B(B/B)	C(C/B)	D(D/B)	E(E/B)	F(F/B)	G(G/B)	H(H/B)	I(B/A)	J(J/B)	K(K/J)	L(L/K)	M(M/B)	N(N/B)	O(O/B)
	盛岡地区広域消防組合消防本部	屋内消火栓設備	463	0	0	0	0	0	0	0	0.00%	0	0	0	0	0	0
		スプリンクラー設備	504	0	0	0	0	0	0	0	0.00%	0	0	0	0	0	0
		自動火災報知設備	3,306	2 (100.0%)	2 (100.0%)	0 (0.0%)	0 (0.0%)	0 (0.0%)	0 (0.0%)	0 (0.0%)	0.06%	2 (100.0%)	2 (100.0%)	2 (100.0%)	0 (0.0%)	0 (0.0%)	0 (0.0%)
	宮古地区広域行政組合消防本部	屋内消火栓設備	67	0	0	0	0	0	0	0	0.00%	0	0	0	0	0	0
		スプリンクラー設備	67	0	0	0	0	0	0	0	0.00%	0	0	0	0	0	0
		自動火災報知設備	480	0	0	0	0	0	0	0	0.00%	0	0	0	0	0	0
	一関市消防本部	屋内消火栓設備	129	1 (100.0%)	0 (0.0%)	0 (0.0%)	0 (0.0%)	0 (0.0%)	1 (100.0%)	0 (0.0%)	0.78%	1 (100.0%)	1 (100.0%)	1 (100.0%)	0 (0.0%)	0 (0.0%)	0 (0.0%)
		スプリンクラー設備	130	0	0	0	0	0	0	0	0.00%	0	0	0	0	0	0
		自動火災報知設備	759	1 (100.0%)	0 (0.0%)	0 (0.0%)	0 (0.0%)	0 (0.0%)	1 (100.0%)	0 (0.0%)	0.13%	1 (100.0%)	1 (100.0%)	1 (100.0%)	0 (0.0%)	0 (0.0%)	0 (0.0%)
	釜石大槌地区行政事務組合消防本部	屋内消火栓設備	67	0	0	0	0	0	0	0	0.00%	0	0	0	0	0	0
		スプリンクラー設備	36	0	0	0	0	0	0	0	0.00%	0	0	0	0	0	0
		自動火災報知設備	269	0	0	0	0	0	0	0	0.00%	0	0	0	0	0	0
	奥州金ケ崎行政事務組合消防本部	屋内消火栓設備	152	1 (100.0%)	0 (0.0%)	0 (0.0%)	0 (0.0%)	1 (100.0%)	0 (0.0%)	0 (0.0%)	0.66%	1 (100.0%)	0 (0.0%)	0	0 (0.0%)	1 (100.0%)	0 (0.0%)
		スプリンクラー設備	129	0	0	0	0	0	0	0	0.00%	0	0	0	0	0	0
		自動火災報知設備	936	2 (100.0%)	0 (0.0%)	0 (0.0%)	0 (0.0%)	0 (0.0%)	2 (100.0%)	0 (0.0%)	0.21%	2 (100.0%)	0 (0.0%)	0	0 (0.0%)	2 (100.0%)	0 (0.0%)
	久慈広域連合消防本部	屋内消火栓設備	70	1 (100.0%)	0 (0.0%)	1 (100.0%)	0 (0.0%)	0 (0.0%)	0 (0.0%)	0 (0.0%)	1.43%	1 (100.0%)	1 (100.0%)	1 (100.0%)	0 (0.0%)	0 (0.0%)	0 (0.0%)
		スプリンクラー設備	52	0	0	0	0	0	0	0	0.00%	0	0	0	0	0	0
		自動火災報知設備	378	4 (100.0%)	0 (0.0%)	3 (75.0%)	0 (0.0%)	0 (0.0%)	1 (25.0%)	0 (0.0%)	1.06%	4 (100.0%)	4 (100.0%)	4 (100.0%)	0 (0.0%)	0 (0.0%)	0 (0.0%)
	花巻市消防本部	屋内消火栓設備	117	0	0	0	0	0	0	0	0.00%	0	0	0	0	0	0
		スプリンクラー設備	95	0	0	0	0	0	0	0	0.00%	0	0	0	0	0	0
		自動火災報知設備	684	1 (100.0%)	1 (100.0%)	0 (0.0%)	0 (0.0%)	0 (0.0%)	0 (0.0%)	0 (0.0%)	0.15%	1 (100.0%)	1 (100.0%)	1 (100.0%)	0 (0.0%)	0 (0.0%)	0 (0.0%)
	北上地区消防組合消防本部	屋内消火栓設備	90	1 (100.0%)	1 (100.0%)	0 (0.0%)	0 (0.0%)	0 (0.0%)	0 (0.0%)	0 (0.0%)	1.11%	1 (100.0%)	1 (100.0%)	1 (100.0%)	0 (0.0%)	0 (0.0%)	0 (0.0%)
		スプリンクラー設備	79	0	0	0	0	0	0	0	0.00%	0	0	0	0	0	0
		自動火災報知設備	629	1 (100.0%)	1 (100.0%)	0 (0.0%)	0 (0.0%)	0 (0.0%)	0 (0.0%)	0 (0.0%)	0.16%	1 (100.0%)	1 (100.0%)	1 (100.0%)	0 (0.0%)	0 (0.0%)	0 (0.0%)
	大船渡地区消防組合消防本部	屋内消火栓設備	44	0	0	0	0	0	0	0	0.00%	0	0	0	0	0	0
		スプリンクラー設備	23	0	0	0	0	0	0	0	0.00%	0	0	0	0	0	0
		自動火災報知設備	231	0	0	0	0	0	0	0	0.00%	0	0	0	0	0	0
	遠野市消防本部	屋内消火栓設備	21	1 (100.0%)	0 (0.0%)	0 (0.0%)	0 (0.0%)	0 (0.0%)	1 (100.0%)	0 (0.0%)	4.76%	1 (100.0%)	1 (100.0%)	0 (0.0%)	0 (0.0%)	0 (0.0%)	0 (0.0%)
		スプリンクラー設備	18	0	0	0	0	0	0	0	0.00%	0	0	0	0	0	0
		自動火災報知設備	187	5 (100.0%)	0 (0.0%)	0 (0.0%)	1 (20.0%)	2 (40.0%)	2 (40.0%)	0 (0.0%)	2.67%	5 (100.0%)	5 (100.0%)	0 (0.0%)	0 (0.0%)	0 (0.0%)	0 (0.0%)
	陸前高田市消防本部	屋内消火栓設備	27	0	0	0	0	0	0	0	0.00%	0	0	0	0	0	0
		スプリンクラー設備	13	0	0	0	0	0	0	0	0.00%	0	0	0	0	0	0
		自動火災報知設備	100	0	0	0	0	0	0	0	0.00%	0	0	0	0	0	0
	二戸地区広域行政事務組合消防本部	屋内消火栓設備	61	0	0	0	0	0	0	0	0.00%	0	0	0	0	0	0
		スプリンクラー設備	72	0	0	0	0	0	0	0	0.00%	0	0	0	0	0	0
		自動火災報知設備	367	0	0	0	0	0	0	0	0.00%	0	0	0	0	0	0

別紙２－２

重大違反対象物※1の状況※2（特定防火対象物※3・消防用設備等別）

都道府県名	消防本部名	消防用設備等区分	義務対象物数※4	重大違反対象物数※5	違反覚知からの経過年数 ※6						重大違反率（%）	（参考）是正指導・是正措置の状況等					
					1年未満	1年以上3年未満	3年以上5年未満	5年以上10年未満	10年以上	不明※7		是正指導・是正措置中の対象物数	警告前段の行政指導実施中の対象物数	改修期限を定めている対象物数	警告対象物数	命令対象物数	告発対象物数
			A	B(B/B)	C(C/B)	D(D/B)	E(E/B)	F(F/B)	G(G/B)	H(H/B)	I(B/A)	J(J/B)	K(K/J)	L(L/K)	M(M/B)	N(N/B)	O(O/B)
宮城県		屋内消火栓設備	1,864	2 (100.0%)	1 (50.0%)	0 (0.0%)	1 (50.0%)	0 (0.0%)	0 (0.0%)	0 (0.0%)	0.11%	2 (100.0%)	1 (50.0%)	1 (100.0%)	0 (0.0%)	1 (50.0%)	0 (0.0%)
		スプリンクラー設備	1,854	0	0	0	0	0	0	0	0.00%	0	0	0	0	0	0
		自動火災報知設備	12,116	9 (100.0%)	7 (77.8%)	1 (11.1%)	1 (11.1%)	0 (0.0%)	0 (0.0%)	0 (0.0%)	0.07%	9 (100.0%)	8 (88.9%)	8 (100.0%)	0 (0.0%)	1 (11.1%)	0 (0.0%)
	仙台市消防局	屋内消火栓設備	902	0	0	0	0	0	0	0	0.00%	0	0	0	0	0	0
		スプリンクラー設備	808	0	0	0	0	0	0	0	0.00%	0	0	0	0	0	0
		自動火災報知設備	5,297	1 (100.0%)	1 (100.0%)	0 (0.0%)	0 (0.0%)	0 (0.0%)	0 (0.0%)	0 (0.0%)	0.02%	1 (100.0%)	1 (100.0%)	1 (100.0%)	0 (0.0%)	0 (0.0%)	0 (0.0%)
	名取市消防本部	屋内消火栓設備	50	0	0	0	0	0	0	0	0.00%	0	0	0	0	0	0
		スプリンクラー設備	72	0	0	0	0	0	0	0	0.00%	0	0	0	0	0	0
		自動火災報知設備	419	3 (100.0%)	3 (100.0%)	0 (0.0%)	0 (0.0%)	0 (0.0%)	0 (0.0%)	0 (0.0%)	0.72%	3 (100.0%)	3 (100.0%)	3 (100.0%)	0 (0.0%)	0 (0.0%)	0 (0.0%)
	あぶくま消防本部	屋内消火栓設備	54	0	0	0	0	0	0	0	0.00%	0	0	0	0	0	0
		スプリンクラー設備	61	0	0	0	0	0	0	0	0.00%	0	0	0	0	0	0
		自動火災報知設備	366	0	0	0	0	0	0	0	0.00%	0	0	0	0	0	0
	登米市消防本部	屋内消火栓設備	79	0	0	0	0	0	0	0	0.00%	0	0	0	0	0	0
		スプリンクラー設備	74	0	0	0	0	0	0	0	0.00%	0	0	0	0	0	0
		自動火災報知設備	572	0	0	0	0	0	0	0	0.00%	0	0	0	0	0	0
	栗原市消防本部	屋内消火栓設備	61	0	0	0	0	0	0	0	0.00%	0	0	0	0	0	0
		スプリンクラー設備	123	0	0	0	0	0	0	0	0.00%	0	0	0	0	0	0
		自動火災報知設備	490	0	0	0	0	0	0	0	0.00%	0	0	0	0	0	0
	黒川地域行政事務組合消防本部	屋内消火栓設備	75	0	0	0	0	0	0	0	0.00%	0	0	0	0	0	0
		スプリンクラー設備	69	0	0	0	0	0	0	0	0.00%	0	0	0	0	0	0
		自動火災報知設備	379	0	0	0	0	0	0	0	0.00%	0	0	0	0	0	0
	石巻地区広域行政事務組合消防本部	屋内消火栓設備	117	0	0	0	0	0	0	0	0.00%	0	0	0	0	0	0
		スプリンクラー設備	158	0	0	0	0	0	0	0	0.00%	0	0	0	0	0	0
		自動火災報知設備	1,122	0	0	0	0	0	0	0	0.00%	0	0	0	0	0	0
	塩釜地区消防事務組合消防本部	屋内消火栓設備	95	0	0	0	0	0	0	0	0.00%	0	0	0	0	0	0
		スプリンクラー設備	107	0	0	0	0	0	0	0	0.00%	0	0	0	0	0	0
		自動火災報知設備	690	1 (100.0%)	0 (0.0%)	1 (100.0%)	0 (0.0%)	0 (0.0%)	0 (0.0%)	0 (0.0%)	0.14%	1 (100.0%)	1 (100.0%)	1 (100.0%)	0 (0.0%)	0 (0.0%)	0 (0.0%)
	仙南地域広域行政事務組合消防本部	屋内消火栓設備	153	0	0	0	0	0	0	0	0.00%	0	0	0	0	0	0
		スプリンクラー設備	118	0	0	0	0	0	0	0	0.00%	0	0	0	0	0	0
		自動火災報知設備	947	1 (100.0%)	1 (100.0%)	0 (0.0%)	0 (0.0%)	0 (0.0%)	0 (0.0%)	0 (0.0%)	0.11%	1 (100.0%)	1 (100.0%)	1 (100.0%)	0 (0.0%)	0 (0.0%)	0 (0.0%)
	大崎地域広域行政事務組合消防本部	屋内消火栓設備	212	0	0	0	0	0	0	0	0.00%	0	0	0	0	0	0
		スプリンクラー設備	202	0	0	0	0	0	0	0	0.00%	0	0	0	0	0	0
		自動火災報知設備	1,289	0	0	0	0	0	0	0	0.00%	0	0	0	0	0	0
	気仙沼・本吉地域広域行政事務組合消防本部	屋内消火栓設備	66	2 (100.0%)	1 (50.0%)	0 (0.0%)	1 (50.0%)	0 (0.0%)	0 (0.0%)	0 (0.0%)	3.03%	2 (100.0%)	1 (50.0%)	1 (100.0%)	0 (0.0%)	1 (50.0%)	0 (0.0%)
		スプリンクラー設備	62	0	0	0	0	0	0	0	0.00%	0	0	0	0	0	0
		自動火災報知設備	545	3 (100.0%)	2 (66.7%)	0 (0.0%)	1 (33.3%)	0 (0.0%)	0 (0.0%)	0 (0.0%)	0.55%	3 (100.0%)	2 (66.7%)	2 (100.0%)	0 (0.0%)	1 (33.3%)	0 (0.0%)

重大違反対象物※1の状況※2（特定防火対象物※3・消防用設備等別）

都道府県名	消防本部名	消防用設備等区分	義務対象物数※4	重大違反対象物数※5	違反覚知からの経過年数 ※6						重大違反率（%）	（参考）是正指導・是正措置の状況等					
					1年未満	1年以上3年未満	3年以上5年未満	5年以上10年未満	10年以上	不明※7		是正指導・是正措置中の対象物数	警告前段の行政指導実施中の対象物数	改修期限を定めている対象物数	警告対象物数	命令対象物数	告発対象物数
			A	B(B/B)	C(C/B)	D(D/B)	E(E/B)	F(F/B)	G(G/B)	H(H/B)	I(B/A)	J(J/B)	K(K/J)	L(L/K)	M(M/B)	N(N/B)	O(O/B)
秋田県		屋内消火栓設備	1,194	13 (100.0%)	5 (38.5%)	2 (15.4%)	0 (0.0%)	1 (7.7%)	5 (38.5%)	0 (0.0%)	1.09%	13 (100.0%)	8 (61.5%)	8 (100.0%)	3 (23.1%)	2 (15.4%)	0 (0.0%)
		スプリンクラー設備	1,150	1 (100.0%)	0 (0.0%)	0 (0.0%)	0 (0.0%)	1 (100.0%)	0 (0.0%)	0 (0.0%)	0.09%	1 (100.0%)	0 (0.0%)	–	0 (0.0%)	1 (100.0%)	0 (0.0%)
		自動火災報知設備	6,564	27 (100.0%)	15 (55.6%)	6 (22.2%)	0 (0.0%)	1 (3.7%)	5 (18.5%)	0 (0.0%)	0.41%	27 (100.0%)	22 (81.5%)	20 (90.9%)	4 (14.8%)	1 (3.7%)	0 (0.0%)
	秋田市消防本部	屋内消火栓設備	303	2 (100.0%)	2 (100.0%)	0 (0.0%)	0 (0.0%)	0 (0.0%)	0 (0.0%)	0 (0.0%)	0.66%	2 (100.0%)	2 (100.0%)	2 (100.0%)	0 (0.0%)	0 (0.0%)	0 (0.0%)
		スプリンクラー設備	289	1 (100.0%)	0 (0.0%)	0 (0.0%)	0 (0.0%)	1 (100.0%)	0 (0.0%)	0 (0.0%)	0.35%	1 (100.0%)	0 (0.0%)	–	0 (0.0%)	1 (100.0%)	0 (0.0%)
		自動火災報知設備	1,629	1 (100.0%)	1 (100.0%)	0 (0.0%)	0 (0.0%)	0 (0.0%)	0 (0.0%)	0 (0.0%)	0.06%	1 (100.0%)	1 (100.0%)	1 (100.0%)	0 (0.0%)	0 (0.0%)	0 (0.0%)
	横手市消防本部	屋内消火栓設備	92	3 (100.0%)	1 (33.3%)	1 (33.3%)	0 (0.0%)	0 (0.0%)	1 (33.3%)	0 (0.0%)	3.26%	3 (100.0%)	3 (100.0%)	3 (100.0%)	0 (0.0%)	0 (0.0%)	0 (0.0%)
		スプリンクラー設備	95	0 –	0 –	0 –	0 –	0 –	0 –	0 –	0.00%	0 –	0 –	0 –	0 –	0 –	0 –
		自動火災報知設備	553	10 (100.0%)	5 (50.0%)	3 (30.0%)	0 (0.0%)	1 (10.0%)	1 (10.0%)	0 (0.0%)	1.81%	10 (100.0%)	10 (100.0%)	10 (100.0%)	0 (0.0%)	0 (0.0%)	0 (0.0%)
	大館市消防本部	屋内消火栓設備	103	0 –	0 –	0 –	0 –	0 –	0 –	0 –	0.00%	0 –	0 –	0 –	0 –	0 –	0 –
		スプリンクラー設備	96	0 –	0 –	0 –	0 –	0 –	0 –	0 –	0.00%	0 –	0 –	0 –	0 –	0 –	0 –
		自動火災報知設備	588	3 (100.0%)	2 (66.7%)	1 (33.3%)	0 (0.0%)	0 (0.0%)	0 (0.0%)	0 (0.0%)	0.51%	3 (100.0%)	2 (66.7%)	2 (100.0%)	1 (33.3%)	0 (0.0%)	0 (0.0%)
	由利本荘市消防本部	屋内消火栓設備	95	0 –	0 –	0 –	0 –	0 –	0 –	0 –	0.00%	0 –	0 –	0 –	0 –	0 –	0 –
		スプリンクラー設備	78	0 –	0 –	0 –	0 –	0 –	0 –	0 –	0.00%	0 –	0 –	0 –	0 –	0 –	0 –
		自動火災報知設備	556	0 –	0 –	0 –	0 –	0 –	0 –	0 –	0.00%	0 –	0 –	0 –	0 –	0 –	0 –
	北秋田市消防本部	屋内消火栓設備	44	0 –	0 –	0 –	0 –	0 –	0 –	0 –	0.00%	0 –	0 –	0 –	0 –	0 –	0 –
		スプリンクラー設備	51	0 –	0 –	0 –	0 –	0 –	0 –	0 –	0.00%	0 –	0 –	0 –	0 –	0 –	0 –
		自動火災報知設備	309	0 –	0 –	0 –	0 –	0 –	0 –	0 –	0.00%	0 –	0 –	0 –	0 –	0 –	0 –
	にかほ市消防本部	屋内消火栓設備	27	0 –	0 –	0 –	0 –	0 –	0 –	0 –	0.00%	0 –	0 –	0 –	0 –	0 –	0 –
		スプリンクラー設備	23	0 –	0 –	0 –	0 –	0 –	0 –	0 –	0.00%	0 –	0 –	0 –	0 –	0 –	0 –
		自動火災報知設備	141	1 (100.0%)	0 (0.0%)	0 (0.0%)	0 (0.0%)	0 (0.0%)	1 (100.0%)	0 (0.0%)	0.71%	1 (100.0%)	1 (100.0%)	1 (100.0%)	0 (0.0%)	0 (0.0%)	0 (0.0%)
	五城目町消防本部	屋内消火栓設備	21	0 –	0 –	0 –	0 –	0 –	0 –	0 –	0.00%	0 –	0 –	0 –	0 –	0 –	0 –
		スプリンクラー設備	12	0 –	0 –	0 –	0 –	0 –	0 –	0 –	0.00%	0 –	0 –	0 –	0 –	0 –	0 –
		自動火災報知設備	53	0 –	0 –	0 –	0 –	0 –	0 –	0 –	0.00%	0 –	0 –	0 –	0 –	0 –	0 –
	湯沢雄勝広域市町村圏組合消防本部	屋内消火栓設備	83	1 (100.0%)	0 (0.0%)	1 (100.0%)	0 (0.0%)	0 (0.0%)	0 (0.0%)	0 (0.0%)	1.20%	1 (100.0%)	1 (100.0%)	1 (100.0%)	0 (0.0%)	0 (0.0%)	0 (0.0%)
		スプリンクラー設備	71	0 –	0 –	0 –	0 –	0 –	0 –	0 –	0.00%	0 –	0 –	0 –	0 –	0 –	0 –
		自動火災報知設備	461	2 (100.0%)	0 (0.0%)	2 (100.0%)	0 (0.0%)	0 (0.0%)	0 (0.0%)	0 (0.0%)	0.43%	2 (100.0%)	2 (100.0%)	2 (100.0%)	0 (0.0%)	0 (0.0%)	0 (0.0%)
	能代山本広域市町村圏組合消防本部	屋内消火栓設備	99	5 (100.0%)	0 (0.0%)	0 (0.0%)	0 (0.0%)	1 (20.0%)	4 (80.0%)	0 (0.0%)	5.05%	5 (100.0%)	0 (0.0%)	–	3 (60.0%)	2 (40.0%)	0 (0.0%)
		スプリンクラー設備	134	0 –	0 –	0 –	0 –	0 –	0 –	0 –	0.00%	0 –	0 –	0 –	0 –	0 –	0 –
		自動火災報知設備	571	3 (100.0%)	1 (33.3%)	0 (0.0%)	0 (0.0%)	0 (0.0%)	2 (66.7%)	0 (0.0%)	0.53%	3 (100.0%)	0 (0.0%)	–	2 (66.7%)	1 (33.3%)	0 (0.0%)
	大曲仙北広域市町村圏組合消防本部	屋内消火栓設備	177	1 (100.0%)	1 (100.0%)	0 (0.0%)	0 (0.0%)	0 (0.0%)	0 (0.0%)	0 (0.0%)	0.56%	1 (100.0%)	1 (100.0%)	1 (100.0%)	0 (0.0%)	0 (0.0%)	0 (0.0%)
		スプリンクラー設備	174	0 –	0 –	0 –	0 –	0 –	0 –	0 –	0.00%	0 –	0 –	0 –	0 –	0 –	0 –
		自動火災報知設備	1,028	2 (100.0%)	2 (100.0%)	0 (0.0%)	0 (0.0%)	0 (0.0%)	0 (0.0%)	0 (0.0%)	0.19%	2 (100.0%)	1 (50.0%)	1 (100.0%)	1 (50.0%)	0 (0.0%)	0 (0.0%)
	鹿角広域行政組合消防本部	屋内消火栓設備	49	1 (100.0%)	1 (100.0%)	0 (0.0%)	0 (0.0%)	0 (0.0%)	0 (0.0%)	0 (0.0%)	2.04%	1 (100.0%)	1 (100.0%)	1 (100.0%)	0 (0.0%)	0 (0.0%)	0 (0.0%)
		スプリンクラー設備	51	0 –	0 –	0 –	0 –	0 –	0 –	0 –	0.00%	0 –	0 –	0 –	0 –	0 –	0 –
		自動火災報知設備	295	4 (100.0%)	4 (100.0%)	0 (0.0%)	0 (0.0%)	0 (0.0%)	0 (0.0%)	0 (0.0%)	1.36%	4 (100.0%)	4 (100.0%)	2 (50.0%)	0 (0.0%)	0 (0.0%)	0 (0.0%)

別紙２－２

重大違反対象物※1の状況※2（特定防火対象物※3・消防用設備等別）

都道府県名	消防本部名	消防用設備等区分	義務対象物数※4	重大違反対象物数※5	違反覚知からの経過年数 ※6						重大違反率（%）	（参考）是正指導・是正措置の状況等					
					1年未満	1年以上3年未満	3年以上5年未満	5年以上10年未満	10年以上	不明※7		是正指導・是正措置中の対象物数	警告前段の行政指導実施中の対象物数	改修期限を定めている対象物数	警告対象物数	命令対象物数	告発対象物数
			A	B(B/B)	C(C/B)	D(D/B)	E(E/B)	F(F/B)	G(G/B)	H(H/B)	I(B/A)	J(J/B)	K(K/J)	L(L/K)	M(M/B)	N(N/B)	O(O/B)
	男鹿地区消防一部事務組合消防本部	屋内消火栓設備	73	0	0	0	0	0	0	0	0.00%	0	0	0	0	0	0
		スプリンクラー設備	42	0	0	0	0	0	0	0	0.00%	0	0	0	0	0	0
		自動火災報知設備	249	0	0	0	0	0	0	0	0.00%	0	0	0	0	0	0
	湖東地区消防本部	屋内消火栓設備	28	0	0	0	0	0	0	0	0.00%	0	0	0	0	0	0
		スプリンクラー設備	34	0	0	0	0	0	0	0	0.00%	0	0	0	0	0	0
		自動火災報知設備	131	1 (100.0%)	0 (0.0%)	0 (0.0%)	0 (0.0%)	0 (0.0%)	1 (100.0%)	0 (0.0%)	0.76%	1 (100.0%)	1 (100.0%)	1 (100.0%)	0 (0.0%)	0 (0.0%)	0 (0.0%)
山形県		屋内消火栓設備	1,292	4 (100.0%)	1 (25.0%)	2 (50.0%)	0 (0.0%)	0 (0.0%)	1 (25.0%)	0 (0.0%)	0.31%	4 (100.0%)	1 (25.0%)	1 (100.0%)	1 (25.0%)	2 (50.0%)	0 (0.0%)
		スプリンクラー設備	965	1 (100.0%)	1 (100.0%)	0 (0.0%)	0 (0.0%)	0 (0.0%)	0 (0.0%)	0 (0.0%)	0.10%	1 (100.0%)	0 (0.0%)	0	1 (100.0%)	0 (0.0%)	0 (0.0%)
		自動火災報知設備	7,213	22 (100.0%)	12 (54.5%)	8 (36.4%)	0 (0.0%)	1 (4.5%)	1 (4.5%)	0 (0.0%)	0.31%	22 (100.0%)	8 (36.4%)	8 (100.0%)	8 (36.4%)	6 (27.3%)	0 (0.0%)
	山形市消防本部	屋内消火栓設備	260	0	0	0	0	0	0	0	0.00%	0	0	0	0	0	0
		スプリンクラー設備	223	0	0	0	0	0	0	0	0.00%	0	0	0	0	0	0
		自動火災報知設備	1,702	0	0	0	0	0	0	0	0.00%	0	0	0	0	0	0
	上山市消防本部	屋内消火栓設備	45	0	0	0	0	0	0	0	0.00%	0	0	0	0	0	0
		スプリンクラー設備	43	0	0	0	0	0	0	0	0.00%	0	0	0	0	0	0
		自動火災報知設備	245	1 (100.0%)	0 (0.0%)	1 (100.0%)	0 (0.0%)	0 (0.0%)	0 (0.0%)	0 (0.0%)	0.41%	1 (100.0%)	0 (0.0%)	0	1 (100.0%)	0 (0.0%)	0 (0.0%)
	天童市消防本部	屋内消火栓設備	82	0	0	0	0	0	0	0	0.00%	0	0	0	0	0	0
		スプリンクラー設備	46	0	0	0	0	0	0	0	0.00%	0	0	0	0	0	0
		自動火災報知設備	442	0	0	0	0	0	0	0	0.00%	0	0	0	0	0	0
	西村山広域行政事務組合消防本部	屋内消火栓設備	79	0	0	0	0	0	0	0	0.00%	0	0	0	0	0	0
		スプリンクラー設備	53	0	0	0	0	0	0	0	0.00%	0	0	0	0	0	0
		自動火災報知設備	435	0	0	0	0	0	0	0	0.00%	0	0	0	0	0	0
	村山市消防本部	屋内消火栓設備	13	0	0	0	0	0	0	0	0.00%	0	0	0	0	0	0
		スプリンクラー設備	10	0	0	0	0	0	0	0	0.00%	0	0	0	0	0	0
		自動火災報知設備	109	0	0	0	0	0	0	0	0.00%	0	0	0	0	0	0
	東根市消防本部	屋内消火栓設備	47	2 (100.0%)	0 (0.0%)	2 (100.0%)	0 (0.0%)	0 (0.0%)	0 (0.0%)	0 (0.0%)	4.26%	2 (100.0%)	1 (50.0%)	1 (100.0%)	0 (0.0%)	1 (50.0%)	0 (0.0%)
		スプリンクラー設備	21	0	0	0	0	0	0	0	0.00%	0	0	0	0	0	0
		自動火災報知設備	208	2 (100.0%)	0 (0.0%)	2 (100.0%)	0 (0.0%)	0 (0.0%)	0 (0.0%)	0 (0.0%)	0.96%	2 (100.0%)	1 (50.0%)	1 (100.0%)	0 (0.0%)	1 (50.0%)	0 (0.0%)
	尾花沢市消防本部	屋内消火栓設備	29	0	0	0	0	0	0	0	0.00%	0	0	0	0	0	0
		スプリンクラー設備	13	0	0	0	0	0	0	0	0.00%	0	0	0	0	0	0
		自動火災報知設備	180	1 (100.0%)	1 (100.0%)	0 (0.0%)	0 (0.0%)	0 (0.0%)	0 (0.0%)	0 (0.0%)	0.56%	1 (100.0%)	1 (100.0%)	1 (100.0%)	0 (0.0%)	0 (0.0%)	0 (0.0%)
	最上広域市町村圏事務組合消防本部	屋内消火栓設備	92	0	0	0	0	0	0	0	0.00%	0	0	0	0	0	0
		スプリンクラー設備	59	0	0	0	0	0	0	0	0.00%	0	0	0	0	0	0
		自動火災報知設備	609	2 (100.0%)	0 (0.0%)	1 (50.0%)	0 (0.0%)	1 (50.0%)	0 (0.0%)	0 (0.0%)	0.33%	2 (100.0%)	0 (0.0%)	0	2 (100.0%)	0 (0.0%)	0 (0.0%)
	置賜広域行政事務組合消防本部	屋内消火栓設備	162	1 (100.0%)	1 (100.0%)	0 (0.0%)	0 (0.0%)	0 (0.0%)	0 (0.0%)	0 (0.0%)	0.62%	1 (100.0%)	0 (0.0%)	0	1 (100.0%)	0 (0.0%)	0 (0.0%)
		スプリンクラー設備	140	1 (100.0%)	1 (100.0%)	0 (0.0%)	0 (0.0%)	0 (0.0%)	0 (0.0%)	0 (0.0%)	0.71%	1 (100.0%)	0 (0.0%)	0	1 (100.0%)	0 (0.0%)	0 (0.0%)
		自動火災報知設備	1,091	7 (100.0%)	7 (100.0%)	0 (0.0%)	0 (0.0%)	0 (0.0%)	0 (0.0%)	0 (0.0%)	0.64%	7 (100.0%)	2 (28.6%)	2 (100.0%)	5 (71.4%)	0 (0.0%)	0 (0.0%)

別紙２－２

重大違反対象物※1の状況※2（特定防火対象物※3・消防用設備等別）

都道府県名	消防本部名	消防用設備等区分	義務対象物数※4	重大違反対象物数※5	違反覚知からの経過年数 ※6						重大違反率（%）	（参考）是正指導・是正措置の状況等					
					1年未満	1年以上3年未満	3年以上5年未満	5年以上10年未満	10年以上	不明※7		是正指導・是正措置中の対象物数	警告前段の行政指導実施中の対象物数	改修期限を定めている対象物数	警告対象物数	命令対象物数	告発対象物数
			A	B(B/B)	C(C/B)	D(D/B)	E(E/B)	F(F/B)	G(G/B)	H(H/B)	I(B/A)	J(J/B)	K(K/J)	L(L/K)	M(M/B)	N(N/B)	O(O/B)
	西置賜行政組合消防本部	屋内消火栓設備	50	0	0	0	0	0	0	0	0.00%	0	0	0	0	0	0
		スプリンクラー設備	62	0	0	0	0	0	0	0	0.00%	0	0	0	0	0	0
		自動火災報知設備	380	0	0	0	0	0	0	0	0.00%	0	0	0	0	0	0
	鶴岡市消防本部	屋内消火栓設備	240	1 (100.0%)	0 (0.0%)	0 (0.0%)	0 (0.0%)	0 (0.0%)	1 (100.0%)	0 (0.0%)	0.42%	1 (100.0%)	0 (0.0%)	0	0 (0.0%)	1 (100.0%)	0 (0.0%)
		スプリンクラー設備	150	0	0	0	0	0	0	0	0.00%	0	0	0	0	0	0
		自動火災報知設備	922	5 (100.0%)	0 (0.0%)	4 (80.0%)	0 (0.0%)	0 (0.0%)	1 (20.0%)	0 (0.0%)	0.54%	5 (100.0%)	0 (0.0%)	0	0 (0.0%)	5 (100.0%)	0 (0.0%)
	酒田地区広域行政組合消防本部	屋内消火栓設備	193	0	0	0	0	0	0	0	0.00%	0	0	0	0	0	0
		スプリンクラー設備	145	0	0	0	0	0	0	0	0.00%	0	0	0	0	0	0
		自動火災報知設備	890	4 (100.0%)	4 (100.0%)	0 (0.0%)	0 (0.0%)	0 (0.0%)	0 (0.0%)	0 (0.0%)	0.45%	4 (100.0%)	4 (100.0%)	4 (100.0%)	0 (0.0%)	0 (0.0%)	0 (0.0%)
福島県		屋内消火栓設備	1,641	28 (100.0%)	6 (21.4%)	11 (39.3%)	9 (32.1%)	1 (3.6%)	1 (3.6%)	0 (0.0%)	1.71%	28 (100.0%)	21 (75.0%)	17 (81.0%)	5 (17.9%)	2 (7.1%)	0 (0.0%)
		スプリンクラー設備	1,380	3 (100.0%)	2 (66.7%)	0 (0.0%)	0 (0.0%)	0 (0.0%)	1 (33.3%)	0 (0.0%)	0.22%	3 (100.0%)	2 (66.7%)	2 (100.0%)	0 (0.0%)	1 (33.3%)	0 (0.0%)
		自動火災報知設備	11,364	98 (100.0%)	32 (32.7%)	33 (33.7%)	13 (13.3%)	5 (5.1%)	15 (15.3%)	0 (0.0%)	0.86%	98 (100.0%)	72 (73.5%)	63 (87.5%)	13 (13.3%)	13 (13.3%)	0 (0.0%)
	福島市消防本部	屋内消火栓設備	262	0	0	0	0	0	0	0	0.00%	0	0	0	0	0	0
		スプリンクラー設備	243	0	0	0	0	0	0	0	0.00%	0	0	0	0	0	0
		自動火災報知設備	1,551	1 (100.0%)	0 (0.0%)	0 (0.0%)	0 (0.0%)	0 (0.0%)	1 (100.0%)	0 (0.0%)	0.06%	1 (100.0%)	0 (0.0%)	0	1 (100.0%)	0 (0.0%)	0 (0.0%)
	いわき市消防本部	屋内消火栓設備	264	3 (100.0%)	0 (0.0%)	3 (100.0%)	0 (0.0%)	0 (0.0%)	0 (0.0%)	0 (0.0%)	1.14%	3 (100.0%)	3 (100.0%)	3 (100.0%)	0 (0.0%)	0 (0.0%)	0 (0.0%)
		スプリンクラー設備	312	0	0	0	0	0	0	0	0.00%	0	0	0	0	0	0
		自動火災報知設備	2,083	2 (100.0%)	1 (50.0%)	1 (50.0%)	0 (0.0%)	0 (0.0%)	0 (0.0%)	0 (0.0%)	0.10%	2 (100.0%)	2 (100.0%)	2 (100.0%)	0 (0.0%)	0 (0.0%)	0 (0.0%)
	伊達地方消防組合消防本部	屋内消火栓設備	73	4 (100.0%)	2 (50.0%)	1 (25.0%)	1 (25.0%)	0 (0.0%)	0 (0.0%)	0 (0.0%)	5.48%	4 (100.0%)	4 (100.0%)	1 (25.0%)	0 (0.0%)	0 (0.0%)	0 (0.0%)
		スプリンクラー設備	56	0	0	0	0	0	0	0	0.00%	0	0	0	0	0	0
		自動火災報知設備	397	4 (100.0%)	2 (50.0%)	0 (0.0%)	1 (25.0%)	1 (25.0%)	0 (0.0%)	0 (0.0%)	1.01%	4 (100.0%)	4 (100.0%)	1 (25.0%)	0 (0.0%)	0 (0.0%)	0 (0.0%)
	安達地方広域行政組合消防本部	屋内消火栓設備	52	3 (100.0%)	0 (0.0%)	1 (33.3%)	2 (66.7%)	0 (0.0%)	0 (0.0%)	0 (0.0%)	5.77%	3 (100.0%)	3 (100.0%)	3 (100.0%)	0 (0.0%)	0 (0.0%)	0 (0.0%)
		スプリンクラー設備	52	0	0	0	0	0	0	0	0.00%	0	0	0	0	0	0
		自動火災報知設備	553	11 (100.0%)	0 (0.0%)	0 (0.0%)	11 (100.0%)	0 (0.0%)	0 (0.0%)	0 (0.0%)	1.99%	11 (100.0%)	11 (100.0%)	11 (100.0%)	0 (0.0%)	0 (0.0%)	0 (0.0%)
	郡山地方広域消防組合消防本部	屋内消火栓設備	280	9 (100.0%)	3 (33.3%)	5 (55.6%)	1 (11.1%)	0 (0.0%)	0 (0.0%)	0 (0.0%)	3.21%	9 (100.0%)	3 (33.3%)	2 (66.7%)	4 (44.4%)	2 (22.2%)	0 (0.0%)
		スプリンクラー設備	219	3 (100.0%)	2 (66.7%)	0 (0.0%)	0 (0.0%)	0 (0.0%)	1 (33.3%)	0 (0.0%)	1.37%	3 (100.0%)	2 (66.7%)	2 (100.0%)	0 (0.0%)	1 (33.3%)	0 (0.0%)
		自動火災報知設備	1,821	24 (100.0%)	7 (29.2%)	8 (33.3%)	0 (0.0%)	1 (4.2%)	8 (33.3%)	0 (0.0%)	1.32%	24 (100.0%)	9 (37.5%)	5 (55.6%)	5 (20.8%)	10 (41.7%)	0 (0.0%)
	須賀川地方広域消防本部	屋内消火栓設備	98	3 (100.0%)	1 (33.3%)	0 (0.0%)	0 (0.0%)	1 (33.3%)	1 (33.3%)	0 (0.0%)	3.06%	3 (100.0%)	3 (100.0%)	3 (100.0%)	0 (0.0%)	0 (0.0%)	0 (0.0%)
		スプリンクラー設備	70	0	0	0	0	0	0	0	0.00%	0	0	0	0	0	0
		自動火災報知設備	813	7 (100.0%)	1 (14.3%)	0 (0.0%)	0 (0.0%)	3 (42.9%)	3 (42.9%)	0 (0.0%)	0.86%	7 (100.0%)	7 (100.0%)	7 (100.0%)	0 (0.0%)	0 (0.0%)	0 (0.0%)
	白河地方広域市町村圏消防本部	屋内消火栓設備	149	6 (100.0%)	0 (0.0%)	1 (16.7%)	5 (83.3%)	0 (0.0%)	0 (0.0%)	0 (0.0%)	4.03%	6 (100.0%)	5 (83.3%)	5 (100.0%)	1 (16.7%)	0 (0.0%)	0 (0.0%)
		スプリンクラー設備	101	0	0	0	0	0	0	0	0.00%	0	0	0	0	0	0
		自動火災報知設備	858	16 (100.0%)	0 (0.0%)	14 (87.5%)	1 (6.3%)	0 (0.0%)	1 (6.3%)	0 (0.0%)	1.86%	16 (100.0%)	16 (100.0%)	16 (100.0%)	0 (0.0%)	0 (0.0%)	0 (0.0%)
	喜多方地方広域市町村圏組合消防本部	屋内消火栓設備	59	0	0	0	0	0	0	0	0.00%	0	0	0	0	0	0
		スプリンクラー設備	49	0	0	0	0	0	0	0	0.00%	0	0	0	0	0	0
		自動火災報知設備	488	21 (100.0%)	19 (90.5%)	0 (0.0%)	0 (0.0%)	0 (0.0%)	2 (9.5%)	0 (0.0%)	4.30%	21 (100.0%)	19 (90.5%)	19 (100.0%)	2 (9.5%)	0 (0.0%)	0 (0.0%)

重大違反対象物※1の状況※2（特定防火対象物※3・消防用設備等別）

都道府県名	消防本部名	消防用設備等区分	義務対象物数※4	重大違反対象物数※5	違反覚知からの経過年数 ※6						重大違反率（%）	（参考）是正指導・是正措置の状況等					
					1年未満	1年以上3年未満	3年以上5年未満	5年以上10年未満	10年以上	不明※7		是正指導・是正措置中の対象物数	警告前段の行政指導実施中の対象物数	改修期限を定めている対象物数	警告対象物数	命令対象物数	告発対象物数
			A	B(B/B)	C(C/B)	D(D/B)	E(E/B)	F(F/B)	G(G/B)	H(H/B)	I(B/A)	J(J/B)	K(K/J)	L(L/K)	M(M/B)	N(N/B)	O(O/B)
	会津若松地方広域市町村圏整備組合消防本部	屋内消火栓設備	228	0	0	0	0	0	0	0	0.00%	0	0	0	0	0	0
		スプリンクラー設備	175	0	0	0	0	0	0	0	0.00%	0	0	0	0	0	0
		自動火災報知設備	1,404	8 (100.0%)	2 (25.0%)	6 (75.0%)	0 (0.0%)	0 (0.0%)	0 (0.0%)	0 (0.0%)	0.57%	8 (100.0%)	2 (25.0%)	2 (100.0%)	5 (62.5%)	1 (12.5%)	0 (0.0%)
	南会津地方広域市町村圏組合消防本部	屋内消火栓設備	57	0	0	0	0	0	0	0	0.00%	0	0	0	0	0	0
		スプリンクラー設備	20	0	0	0	0	0	0	0	0.00%	0	0	0	0	0	0
		自動火災報知設備	461	2 (100.0%)	0 (0.0%)	2 (100.0%)	0 (0.0%)	0 (0.0%)	0 (0.0%)	0 (0.0%)	0.43%	2 (100.0%)	2 (100.0%)	0 (0.0%)	0 (0.0%)	0 (0.0%)	0 (0.0%)
	相馬地方広域消防本部	屋内消火栓設備	81	0	0	0	0	0	0	0	0.00%	0	0	0	0	0	0
		スプリンクラー設備	68	0	0	0	0	0	0	0	0.00%	0	0	0	0	0	0
		自動火災報知設備	720	2 (100.0%)	0 (0.0%)	2 (100.0%)	0 (0.0%)	0 (0.0%)	0 (0.0%)	0 (0.0%)	0.28%	2 (100.0%)	0 (0.0%)	0	0 (0.0%)	2 (100.0%)	0 (0.0%)
	双葉地方広域市町村圏組合消防本部	屋内消火栓設備	38	0	0	0	0	0	0	0	0.00%	0	0	0	0	0	0
		スプリンクラー設備	15	0	0	0	0	0	0	0	0.00%	0	0	0	0	0	0
		自動火災報知設備	215	0	0	0	0	0	0	0	0.00%	0	0	0	0	0	0
茨城県		屋内消火栓設備	1,946	21 (100.0%)	12 (57.1%)	0 (0.0%)	3 (14.3%)	1 (4.8%)	5 (23.8%)	0 (0.0%)	1.08%	21 (100.0%)	13 (61.9%)	13 (100.0%)	6 (28.6%)	2 (9.5%)	0 (0.0%)
		スプリンクラー設備	2,129	3 (100.0%)	1 (33.3%)	1 (33.3%)	0 (0.0%)	0 (0.0%)	1 (33.3%)	0 (0.0%)	0.14%	3 (100.0%)	1 (33.3%)	1 (100.0%)	0 (0.0%)	2 (66.7%)	0 (0.0%)
		自動火災報知設備	13,692	56 (100.0%)	29 (51.8%)	5 (8.9%)	5 (8.9%)	8 (14.3%)	9 (16.1%)	0 (0.0%)	0.41%	56 (100.0%)	40 (71.4%)	38 (95.0%)	13 (23.2%)	3 (5.4%)	0 (0.0%)
	水戸市消防本部	屋内消火栓設備	239	5 (100.0%)	2 (40.0%)	0 (0.0%)	1 (20.0%)	0 (0.0%)	2 (40.0%)	0 (0.0%)	2.09%	5 (100.0%)	3 (60.0%)	3 (100.0%)	2 (40.0%)	0 (0.0%)	0 (0.0%)
		スプリンクラー設備	309	0	0	0	0	0	0	0	0.00%	0	0	0	0	0	0
		自動火災報知設備	1,608	13 (100.0%)	5 (38.5%)	0 (0.0%)	1 (7.7%)	4 (30.8%)	3 (23.1%)	0 (0.0%)	0.81%	13 (100.0%)	11 (84.6%)	11 (100.0%)	2 (15.4%)	0 (0.0%)	0 (0.0%)
	日立市消防本部	屋内消火栓設備	102	0	0	0	0	0	0	0	0.00%	0	0	0	0	0	0
		スプリンクラー設備	140	0	0	0	0	0	0	0	0.00%	0	0	0	0	0	0
		自動火災報知設備	879	0	0	0	0	0	0	0	0.00%	0	0	0	0	0	0
	土浦市消防本部	屋内消火栓設備	104	1 (100.0%)	1 (100.0%)	0 (0.0%)	0 (0.0%)	0 (0.0%)	0 (0.0%)	0 (0.0%)	0.96%	1 (100.0%)	1 (100.0%)	1 (100.0%)	0 (0.0%)	0 (0.0%)	0 (0.0%)
		スプリンクラー設備	144	1 (100.0%)	0 (0.0%)	1 (100.0%)	0 (0.0%)	0 (0.0%)	0 (0.0%)	0 (0.0%)	0.69%	1 (100.0%)	0 (0.0%)	0	0 (0.0%)	1 (100.0%)	0 (0.0%)
		自動火災報知設備	872	5 (100.0%)	5 (100.0%)	0 (0.0%)	0 (0.0%)	0 (0.0%)	0 (0.0%)	0 (0.0%)	0.57%	5 (100.0%)	5 (100.0%)	4 (80.0%)	0 (0.0%)	0 (0.0%)	0 (0.0%)
	石岡市消防本部	屋内消火栓設備	64	0	0	0	0	0	0	0	0.00%	0	0	0	0	0	0
		スプリンクラー設備	77	0	0	0	0	0	0	0	0.00%	0	0	0	0	0	0
		自動火災報知設備	404	4 (100.0%)	1 (25.0%)	3 (75.0%)	0 (0.0%)	0 (0.0%)	0 (0.0%)	0 (0.0%)	0.99%	4 (100.0%)	3 (75.0%)	3 (100.0%)	1 (25.0%)	0 (0.0%)	0 (0.0%)
	常陸太田市消防本部	屋内消火栓設備	35	0	0	0	0	0	0	0	0.00%	0	0	0	0	0	0
		スプリンクラー設備	53	0	0	0	0	0	0	0	0.00%	0	0	0	0	0	0
		自動火災報知設備	247	2 (100.0%)	0 (0.0%)	0 (0.0%)	0 (0.0%)	2 (100.0%)	0 (0.0%)	0 (0.0%)	0.81%	2 (100.0%)	2 (100.0%)	2 (100.0%)	0 (0.0%)	0 (0.0%)	0 (0.0%)
	高萩市消防本部	屋内消火栓設備	21	0	0	0	0	0	0	0	0.00%	0	0	0	0	0	0
		スプリンクラー設備	26	0	0	0	0	0	0	0	0.00%	0	0	0	0	0	0
		自動火災報知設備	135	3 (100.0%)	3 (100.0%)	0 (0.0%)	0 (0.0%)	0 (0.0%)	0 (0.0%)	0 (0.0%)	2.22%	3 (100.0%)	3 (100.0%)	2 (66.7%)	0 (0.0%)	0 (0.0%)	0 (0.0%)
	北茨城市消防本部	屋内消火栓設備	24	0	0	0	0	0	0	0	0.00%	0	0	0	0	0	0
		スプリンクラー設備	30	0	0	0	0	0	0	0	0.00%	0	0	0	0	0	0
		自動火災報知設備	211	0	0	0	0	0	0	0	0.00%	0	0	0	0	0	0

重大違反対象物※1の状況※2（特定防火対象物※3・消防用設備等別）

都道府県名	消防本部名	消防用設備等区分	義務対象物数※4	重大違反対象物数※5	違反覚知からの経過年数 ※6						重大違反率（%）	（参考）是正指導・是正措置の状況等					
					1年未満	1年以上3年未満	3年以上5年未満	5年以上10年未満	10年以上	不明※7		是正指導・是正措置中の対象物数	警告前段の行政指導実施中の対象物数	改修期限を定めている対象物数	警告対象物数	命令対象物数	告発対象物数
			A	B(B/B)	C(C/B)	D(D/B)	E(E/B)	F(F/B)	G(G/B)	H(H/B)	I(B/A)	J(J/B)	K(K/J)	L(L/K)	M(M/B)	N(N/B)	O(O/B)
	笠間市消防本部	屋内消火栓設備	66	1 (100.0%)	1 (100.0%)	0 (0.0%)	0 (0.0%)	0 (0.0%)	0 (0.0%)	0 (0.0%)	1.52%	1 (100.0%)	1 (100.0%)	1 (100.0%)	0 (0.0%)	0 (0.0%)	0 (0.0%)
		スプリンクラー設備	51	0	0	0	0	0	0	0	0.00%	0	0	0	0	0	0
		自動火災報知設備	333	1 (100.0%)	1 (100.0%)	0 (0.0%)	0 (0.0%)	0 (0.0%)	0 (0.0%)	0 (0.0%)	0.30%	1 (100.0%)	1 (100.0%)	1 (100.0%)	0 (0.0%)	0 (0.0%)	0 (0.0%)
	取手市消防本部	屋内消火栓設備	49	0	0	0	0	0	0	0	0.00%	0	0	0	0	0	0
		スプリンクラー設備	57	0	0	0	0	0	0	0	0.00%	0	0	0	0	0	0
		自動火災報知設備	319	1 (100.0%)	0 (0.0%)	0 (0.0%)	1 (100.0%)	0 (0.0%)	0 (0.0%)	0 (0.0%)	0.31%	1 (100.0%)	1 (100.0%)	1 (100.0%)	0 (0.0%)	0 (0.0%)	0 (0.0%)
	つくば市消防本部	屋内消火栓設備	173	4 (100.0%)	3 (75.0%)	0 (0.0%)	1 (25.0%)	0 (0.0%)	0 (0.0%)	0 (0.0%)	2.31%	4 (100.0%)	2 (50.0%)	2 (100.0%)	1 (25.0%)	1 (25.0%)	0 (0.0%)
		スプリンクラー設備	123	0	0	0	0	0	0	0	0.00%	0	0	0	0	0	0
		自動火災報知設備	1,389	13 (100.0%)	12 (92.3%)	1 (7.7%)	0 (0.0%)	0 (0.0%)	0 (0.0%)	0 (0.0%)	0.94%	13 (100.0%)	6 (46.2%)	6 (100.0%)	6 (46.2%)	1 (7.7%)	0 (0.0%)
	常陸大宮市消防本部	屋内消火栓設備	49	0	0	0	0	0	0	0	0.00%	0	0	0	0	0	0
		スプリンクラー設備	56	1 (100.0%)	1 (100.0%)	0 (0.0%)	0 (0.0%)	0 (0.0%)	0 (0.0%)	0 (0.0%)	1.79%	1 (100.0%)	1 (100.0%)	1 (100.0%)	0 (0.0%)	0 (0.0%)	0 (0.0%)
		自動火災報知設備	274	1 (100.0%)	1 (100.0%)	0 (0.0%)	0 (0.0%)	0 (0.0%)	0 (0.0%)	0 (0.0%)	0.36%	1 (100.0%)	1 (100.0%)	1 (100.0%)	0 (0.0%)	0 (0.0%)	0 (0.0%)
	那珂市消防本部	屋内消火栓設備	37	0	0	0	0	0	0	0	0.00%	0	0	0	0	0	0
		スプリンクラー設備	45	0	0	0	0	0	0	0	0.00%	0	0	0	0	0	0
		自動火災報知設備	229	0	0	0	0	0	0	0	0.00%	0	0	0	0	0	0
	かすみがうら市消防本部	屋内消火栓設備	21	0	0	0	0	0	0	0	0.00%	0	0	0	0	0	0
		スプリンクラー設備	35	0	0	0	0	0	0	0	0.00%	0	0	0	0	0	0
		自動火災報知設備	152	1 (100.0%)	0 (0.0%)	0 (0.0%)	0 (0.0%)	0 (0.0%)	1 (100.0%)	0 (0.0%)	0.66%	1 (100.0%)	0 (0.0%)	0	0 (0.0%)	1 (100.0%)	0 (0.0%)
	小美玉市消防本部	屋内消火栓設備	30	0	0	0	0	0	0	0	0.00%	0	0	0	0	0	0
		スプリンクラー設備	33	0	0	0	0	0	0	0	0.00%	0	0	0	0	0	0
		自動火災報知設備	186	0	0	0	0	0	0	0	0.00%	0	0	0	0	0	0
	茨城町消防本部	屋内消火栓設備	18	1 (100.0%)	1 (100.0%)	0 (0.0%)	0 (0.0%)	0 (0.0%)	0 (0.0%)	0 (0.0%)	5.56%	1 (100.0%)	1 (100.0%)	1 (100.0%)	0 (0.0%)	0 (0.0%)	0 (0.0%)
		スプリンクラー設備	35	1 (100.0%)	0 (0.0%)	0 (0.0%)	0 (0.0%)	0 (0.0%)	1 (100.0%)	0 (0.0%)	2.86%	1 (100.0%)	0 (0.0%)	0	0 (0.0%)	1 (100.0%)	0 (0.0%)
		自動火災報知設備	108	2 (100.0%)	0 (0.0%)	0 (0.0%)	2 (100.0%)	0 (0.0%)	0 (0.0%)	0 (0.0%)	1.85%	2 (100.0%)	2 (100.0%)	2 (100.0%)	0 (0.0%)	0 (0.0%)	0 (0.0%)
	大洗町消防本部	屋内消火栓設備	34	0	0	0	0	0	0	0	0.00%	0	0	0	0	0	0
		スプリンクラー設備	10	0	0	0	0	0	0	0	0.00%	0	0	0	0	0	0
		自動火災報知設備	147	0	0	0	0	0	0	0	0.00%	0	0	0	0	0	0
	大子町消防本部	屋内消火栓設備	24	1 (100.0%)	0 (0.0%)	0 (0.0%)	0 (0.0%)	0 (0.0%)	1 (100.0%)	0 (0.0%)	4.17%	1 (100.0%)	0 (0.0%)	0	1 (100.0%)	0 (0.0%)	0 (0.0%)
		スプリンクラー設備	11	0	0	0	0	0	0	0	0.00%	0	0	0	0	0	0
		自動火災報知設備	135	3 (100.0%)	1 (33.3%)	0 (0.0%)	0 (0.0%)	0 (0.0%)	2 (66.7%)	0 (0.0%)	2.22%	3 (100.0%)	1 (33.3%)	1 (100.0%)	1 (33.3%)	1 (33.3%)	0 (0.0%)
	茨城西南地方広域市町村圏事務組合消防本部	屋内消火栓設備	174	1 (100.0%)	1 (100.0%)	0 (0.0%)	0 (0.0%)	0 (0.0%)	0 (0.0%)	0 (0.0%)	0.57%	1 (100.0%)	1 (100.0%)	1 (100.0%)	0 (0.0%)	0 (0.0%)	0 (0.0%)
		スプリンクラー設備	205	0	0	0	0	0	0	0	0.00%	0	0	0	0	0	0
		自動火災報知設備	1,290	2 (100.0%)	0 (0.0%)	0 (0.0%)	0 (0.0%)	1 (50.0%)	1 (50.0%)	0 (0.0%)	0.16%	2 (100.0%)	2 (100.0%)	2 (100.0%)	0 (0.0%)	0 (0.0%)	0 (0.0%)
	筑西広域市町村圏事務組合消防本部	屋内消火栓設備	125	0	0	0	0	0	0	0	0.00%	0	0	0	0	0	0
		スプリンクラー設備	141	0	0	0	0	0	0	0	0.00%	0	0	0	0	0	0
		自動火災報知設備	810	0	0	0	0	0	0	0	0.00%	0	0	0	0	0	0

別紙２－２

重大違反対象物※1の状況※2（特定防火対象物※3・消防用設備等別）

都道府県名	消防本部名	消防用設備等区分	義務対象物数※4	重大違反対象物数※5	違反覚知からの経過年数 ※6						重大違反率（%）	（参考）是正指導・是正措置の状況等					
					1年未満	1年以上3年未満	3年以上5年未満	5年以上10年未満	10年以上	不明※7		是正指導・是正措置中の対象物数	警告前段の行政指導実施中の対象物数	改修期限を定めている対象物数	警告対象物数	命令対象物数	告発対象物数
			A	B(B/B)	C(C/B)	D(D/B)	E(E/B)	F(F/B)	G(G/B)	H(H/B)	I(B/A)	J(J/B)	K(K/J)	L(L/K)	M(M/B)	N(N/B)	O(O/B)
	常総地方広域市町村圏事務組合消防本部	屋内消火栓設備	72	0	0	0	0	0	0	0	0.00%	0	0	0	0	0	0
		スプリンクラー設備	79	0	0	0	0	0	0	0	0.00%	0	0	0	0	0	0
		自動火災報知設備	614	0	0	0	0	0	0	0	0.00%	0	0	0	0	0	0
	鹿行広域事務組合消防本部	屋内消火栓設備	84	3 (100.0%)	0 (0.0%)	0 (0.0%)	1 (33.3%)	0 (0.0%)	2 (66.7%)	0 (0.0%)	3.57%	3 (100.0%)	1 (33.3%)	1 (100.0%)	2 (66.7%)	0 (0.0%)	0 (0.0%)
		スプリンクラー設備	67	0	0	0	0	0	0	0	0.00%	0	0	0	0	0	0
		自動火災報知設備	452	5 (100.0%)	0 (0.0%)	1 (20.0%)	1 (20.0%)	1 (20.0%)	2 (40.0%)	0 (0.0%)	1.11%	5 (100.0%)	2 (40.0%)	2 (100.0%)	3 (60.0%)	0 (0.0%)	0 (0.0%)
	稲敷広域消防本部	屋内消火栓設備	150	0	0	0	0	0	0	0	0.00%	0	0	0	0	0	0
		スプリンクラー設備	167	0	0	0	0	0	0	0	0.00%	0	0	0	0	0	0
		自動火災報知設備	915	0	0	0	0	0	0	0	0.00%	0	0	0	0	0	0
	鹿島地方事務組合消防本部	屋内消火栓設備	143	4 (100.0%)	3 (75.0%)	0 (0.0%)	0 (0.0%)	1 (25.0%)	0 (0.0%)	0 (0.0%)	2.80%	4 (100.0%)	3 (75.0%)	3 (100.0%)	0 (0.0%)	1 (25.0%)	0 (0.0%)
		スプリンクラー設備	92	0	0	0	0	0	0	0	0.00%	0	0	0	0	0	0
		自動火災報知設備	901	0	0	0	0	0	0	0	0.00%	0	0	0	0	0	0
	ひたちなか・東海広域事務組合消防本部	屋内消火栓設備	108	0	0	0	0	0	0	0	0.00%	0	0	0	0	0	0
		スプリンクラー設備	143	0	0	0	0	0	0	0	0.00%	0	0	0	0	0	0
		自動火災報知設備	1,082	0	0	0	0	0	0	0	0.00%	0	0	0	0	0	0
栃木県		屋内消火栓設備	1,518	21 (100.0%)	1 (4.8%)	6 (28.6%)	6 (28.6%)	2 (9.5%)	6 (28.6%)	0 (0.0%)	1.38%	21 (100.0%)	17 (81.0%)	17 (100.0%)	2 (9.5%)	2 (9.5%)	0 (0.0%)
		スプリンクラー設備	1,397	4 (100.0%)	0 (0.0%)	2 (50.0%)	0 (0.0%)	1 (25.0%)	1 (25.0%)	0 (0.0%)	0.29%	4 (100.0%)	2 (50.0%)	2 (100.0%)	1 (25.0%)	1 (25.0%)	0 (0.0%)
		自動火災報知設備	11,567	65 (100.0%)	16 (24.6%)	31 (47.7%)	5 (7.7%)	1 (1.5%)	12 (18.5%)	0 (0.0%)	0.56%	65 (100.0%)	55 (84.6%)	55 (100.0%)	9 (13.8%)	1 (1.5%)	0 (0.0%)
	宇都宮市消防局	屋内消火栓設備	347	0	0	0	0	0	0	0	0.00%	0	0	0	0	0	0
		スプリンクラー設備	289	0	0	0	0	0	0	0	0.00%	0	0	0	0	0	0
		自動火災報知設備	2,759	0	0	0	0	0	0	0	0.00%	0	0	0	0	0	0
	足利市消防本部	屋内消火栓設備	88	3 (100.0%)	0 (0.0%)	1 (33.3%)	1 (33.3%)	0 (0.0%)	1 (33.3%)	0 (0.0%)	3.41%	3 (100.0%)	3 (100.0%)	3 (100.0%)	0 (0.0%)	0 (0.0%)	0 (0.0%)
		スプリンクラー設備	154	1 (100.0%)	0 (0.0%)	0 (0.0%)	0 (0.0%)	1 (100.0%)	0 (0.0%)	0 (0.0%)	0.65%	1 (100.0%)	1 (100.0%)	1 (100.0%)	0 (0.0%)	0 (0.0%)	0 (0.0%)
		自動火災報知設備	862	10 (100.0%)	3 (30.0%)	1 (10.0%)	1 (10.0%)	0 (0.0%)	5 (50.0%)	0 (0.0%)	1.16%	10 (100.0%)	10 (100.0%)	10 (100.0%)	0 (0.0%)	0 (0.0%)	0 (0.0%)
	栃木市消防本部	屋内消火栓設備	78	3 (100.0%)	0 (0.0%)	1 (33.3%)	2 (66.7%)	0 (0.0%)	0 (0.0%)	0 (0.0%)	3.85%	3 (100.0%)	3 (100.0%)	3 (100.0%)	0 (0.0%)	0 (0.0%)	0 (0.0%)
		スプリンクラー設備	105	0	0	0	0	0	0	0	0.00%	0	0	0	0	0	0
		自動火災報知設備	661	10 (100.0%)	7 (70.0%)	2 (20.0%)	1 (10.0%)	0 (0.0%)	0 (0.0%)	0 (0.0%)	1.51%	10 (100.0%)	10 (100.0%)	10 (100.0%)	0 (0.0%)	0 (0.0%)	0 (0.0%)
	佐野市消防本部	屋内消火栓設備	67	0	0	0	0	0	0	0	0.00%	0	0	0	0	0	0
		スプリンクラー設備	117	0	0	0	0	0	0	0	0.00%	0	0	0	0	0	0
		自動火災報知設備	656	0	0	0	0	0	0	0	0.00%	0	0	0	0	0	0
	鹿沼市消防本部	屋内消火栓設備	85	0	0	0	0	0	0	0	0.00%	0	0	0	0	0	0
		スプリンクラー設備	71	0	0	0	0	0	0	0	0.00%	0	0	0	0	0	0
		自動火災報知設備	437	1 (100.0%)	0 (0.0%)	1 (100.0%)	0 (0.0%)	0 (0.0%)	0 (0.0%)	0 (0.0%)	0.23%	1 (100.0%)	1 (100.0%)	1 (100.0%)	0 (0.0%)	0 (0.0%)	0 (0.0%)
	日光市消防本部	屋内消火栓設備	201	4 (100.0%)	0 (0.0%)	0 (0.0%)	2 (50.0%)	2 (50.0%)	0 (0.0%)	0 (0.0%)	1.99%	4 (100.0%)	1 (25.0%)	1 (100.0%)	2 (50.0%)	1 (25.0%)	0 (0.0%)
		スプリンクラー設備	82	0	0	0	0	0	0	0	0.00%	0	0	0	0	0	0
		自動火災報知設備	874	4 (100.0%)	0 (0.0%)	0 (0.0%)	2 (50.0%)	1 (25.0%)	1 (25.0%)	0 (0.0%)	0.46%	4 (100.0%)	2 (50.0%)	2 (100.0%)	1 (25.0%)	1 (25.0%)	0 (0.0%)

別紙２－２

重大違反対象物※1の状況※2（特定防火対象物※3・消防用設備等別）

都道府県名	消防本部名	消防用設備等区分	義務対象物数※4	重大違反対象物数※5	違反覚知からの経過年数 ※6						重大違反率（%）	（参考）是正指導・是正措置の状況等					
					1年未満	1年以上3年未満	3年以上5年未満	5年以上10年未満	10年以上	不明※7		是正指導・是正措置中の対象物数	警告前段の行政指導実施中の対象物数	改修期限を定めている対象物数	警告対象物数	命令対象物数	告発対象物数
			A	B(B/B)	C(C/B)	D(D/B)	E(E/B)	F(F/B)	G(G/B)	H(H/B)	I(B/A)	J(J/B)	K(K/J)	L(L/K)	M(M/B)	N(N/B)	O(O/B)
	小山市消防本部	屋内消火栓設備	91	0	0	0	0	0	0	0	0.00%	0	0	0	0	0	0
		スプリンクラー設備	126	0	0	0	0	0	0	0	0.00%	0	0	0	0	0	0
		自動火災報知設備	866	0	0	0	0	0	0	0	0.00%	0	0	0	0	0	0
	石橋地区消防組合消防本部	屋内消火栓設備	78	0	0	0	0	0	0	0	0.00%	0	0	0	0	0	0
		スプリンクラー設備	70	0	0	0	0	0	0	0	0.00%	0	0	0	0	0	0
		自動火災報知設備	483	0	0	0	0	0	0	0	0.00%	0	0	0	0	0	0
	芳賀地区広域行政事務組合消防本部	屋内消火栓設備	94	0	0	0	0	0	0	0	0.00%	0	0	0	0	0	0
		スプリンクラー設備	89	0	0	0	0	0	0	0	0.00%	0	0	0	0	0	0
		自動火災報知設備	721	1 (100.0%)	0 (0.0%)	1 (100.0%)	0 (0.0%)	0 (0.0%)	0 (0.0%)	0 (0.0%)	0.14%	1 (100.0%)	1 (100.0%)	1 (100.0%)	0 (0.0%)	0 (0.0%)	0 (0.0%)
	南那須地区広域行政事務組合消防本部	屋内消火栓設備	38	2 (100.0%)	1 (50.0%)	1 (50.0%)	0 (0.0%)	0 (0.0%)	0 (0.0%)	0 (0.0%)	5.26%	2 (100.0%)	1 (50.0%)	1 (100.0%)	0 (0.0%)	1 (50.0%)	0 (0.0%)
		スプリンクラー設備	37	1 (100.0%)	0 (0.0%)	1 (100.0%)	0 (0.0%)	0 (0.0%)	0 (0.0%)	0 (0.0%)	2.70%	1 (100.0%)	0 (0.0%)	–	0 (0.0%)	1 (100.0%)	0 (0.0%)
		自動火災報知設備	293	2 (100.0%)	0 (0.0%)	2 (100.0%)	0 (0.0%)	0 (0.0%)	0 (0.0%)	0 (0.0%)	0.68%	2 (100.0%)	2 (100.0%)	2 (100.0%)	0 (0.0%)	0 (0.0%)	0 (0.0%)
	塩谷広域行政組合消防本部	屋内消火栓設備	57	3 (100.0%)	0 (0.0%)	0 (0.0%)	1 (33.3%)	0 (0.0%)	2 (66.7%)	0 (0.0%)	5.26%	3 (100.0%)	3 (100.0%)	3 (100.0%)	0 (0.0%)	0 (0.0%)	0 (0.0%)
		スプリンクラー設備	79	0	0	0	0	0	0	0	0.00%	0	0	0	0	0	0
		自動火災報知設備	614	5 (100.0%)	0 (0.0%)	1 (20.0%)	1 (20.0%)	0 (0.0%)	3 (60.0%)	0 (0.0%)	0.81%	5 (100.0%)	4 (80.0%)	4 (100.0%)	1 (20.0%)	0 (0.0%)	0 (0.0%)
	那須地区消防本部	屋内消火栓設備	294	6 (100.0%)	0 (0.0%)	3 (50.0%)	0 (0.0%)	0 (0.0%)	3 (50.0%)	0 (0.0%)	2.04%	6 (100.0%)	6 (100.0%)	6 (100.0%)	0 (0.0%)	0 (0.0%)	0 (0.0%)
		スプリンクラー設備	178	2 (100.0%)	0 (0.0%)	1 (50.0%)	0 (0.0%)	0 (0.0%)	1 (50.0%)	0 (0.0%)	1.12%	2 (100.0%)	1 (50.0%)	1 (100.0%)	1 (50.0%)	0 (0.0%)	0 (0.0%)
		自動火災報知設備	2,341	32 (100.0%)	6 (18.8%)	23 (71.9%)	0 (0.0%)	0 (0.0%)	3 (9.4%)	0 (0.0%)	1.37%	32 (100.0%)	25 (78.1%)	25 (100.0%)	7 (21.9%)	0 (0.0%)	0 (0.0%)
群馬県		屋内消火栓設備	1,869	17 (100.0%)	5 (29.4%)	4 (23.5%)	6 (35.3%)	1 (5.9%)	1 (5.9%)	0 (0.0%)	0.91%	17 (100.0%)	10 (58.8%)	6 (60.0%)	5 (29.4%)	1 (5.9%)	1 (5.9%)
		スプリンクラー設備	2,037	2 (100.0%)	0 (0.0%)	0 (0.0%)	2 (100.0%)	0 (0.0%)	0 (0.0%)	0 (0.0%)	0.10%	2 (100.0%)	2 (100.0%)	0 (0.0%)	0 (0.0%)	0 (0.0%)	0 (0.0%)
		自動火災報知設備	12,669	32 (100.0%)	13 (40.6%)	12 (37.5%)	4 (12.5%)	2 (6.3%)	1 (3.1%)	0 (0.0%)	0.25%	32 (100.0%)	25 (78.1%)	17 (68.0%)	5 (15.6%)	1 (3.1%)	1 (3.1%)
	前橋市消防局	屋内消火栓設備	389	0	0	0	0	0	0	0	0.00%	0	0	0	0	0	0
		スプリンクラー設備	351	0	0	0	0	0	0	0	0.00%	0	0	0	0	0	0
		自動火災報知設備	1,971	1 (100.0%)	1 (100.0%)	0 (0.0%)	0 (0.0%)	0 (0.0%)	0 (0.0%)	0 (0.0%)	0.05%	1 (100.0%)	1 (100.0%)	1 (100.0%)	0 (0.0%)	0 (0.0%)	0 (0.0%)
	高崎市等広域消防局	屋内消火栓設備	332	2 (100.0%)	0 (0.0%)	0 (0.0%)	1 (50.0%)	1 (50.0%)	0 (0.0%)	0 (0.0%)	0.60%	2 (100.0%)	0 (0.0%)	–	0 (0.0%)	1 (50.0%)	1 (50.0%)
		スプリンクラー設備	467	0	0	0	0	0	0	0	0.00%	0	0	0	0	0	0
		自動火災報知設備	2,454	2 (100.0%)	0 (0.0%)	0 (0.0%)	1 (50.0%)	1 (50.0%)	0 (0.0%)	0 (0.0%)	0.08%	2 (100.0%)	0 (0.0%)	–	0 (0.0%)	1 (50.0%)	1 (50.0%)
	桐生市消防本部	屋内消火栓設備	108	1 (100.0%)	1 (100.0%)	0 (0.0%)	0 (0.0%)	0 (0.0%)	0 (0.0%)	0 (0.0%)	0.93%	1 (100.0%)	1 (100.0%)	1 (100.0%)	0 (0.0%)	0 (0.0%)	0 (0.0%)
		スプリンクラー設備	170	0	0	0	0	0	0	0	0.00%	0	0	0	0	0	0
		自動火災報知設備	1,003	0	0	0	0	0	0	0	0.00%	0	0	0	0	0	0
	伊勢崎市消防本部	屋内消火栓設備	182	1 (100.0%)	1 (100.0%)	0 (0.0%)	0 (0.0%)	0 (0.0%)	0 (0.0%)	0 (0.0%)	0.55%	1 (100.0%)	0 (0.0%)	–	1 (100.0%)	0 (0.0%)	0 (0.0%)
		スプリンクラー設備	200	0	0	0	0	0	0	0	0.00%	0	0	0	0	0	0
		自動火災報知設備	1,071	0	0	0	0	0	0	0	0.00%	0	0	0	0	0	0
	太田市消防本部	屋内消火栓設備	205	0	0	0	0	0	0	0	0.00%	0	0	0	0	0	0
		スプリンクラー設備	207	0	0	0	0	0	0	0	0.00%	0	0	0	0	0	0
		自動火災報知設備	1,438	0	0	0	0	0	0	0	0.00%	0	0	0	0	0	0

別紙２－２

重大違反対象物※1の状況※2（特定防火対象物※3・消防用設備等別）

都道府県名	消防本部名	消防用設備等区分	義務対象物数※4	重大違反対象物数※5	違反覚知からの経過年数 ※6						重大違反率（%）	（参考）是正指導・是正措置の状況等					
					1年未満	1年以上3年未満	3年以上5年未満	5年以上10年未満	10年以上	不明※7		是正指導・是正措置中の対象物数	警告前段の行政指導実施中の対象物数	改修期限を定めている対象物数	警告対象物数	命令対象物数	告発対象物数
			A	B(B/B)	C(C/B)	D(D/B)	E(E/B)	F(F/B)	G(G/B)	H(H/B)	I(B/A)	J(J/B)	K(K/J)	L(L/K)	M(M/B)	N(N/B)	O(O/B)
	利根沼田広域消防本部	屋内消火栓設備	168	5 (100.0%)	1 (20.0%)	3 (60.0%)	0 (0.0%)	0 (0.0%)	1 (20.0%)	0 (0.0%)	2.98%	5 (100.0%)	2 (40.0%)	2 (100.0%)	3 (60.0%)	0 (0.0%)	0 (0.0%)
		スプリンクラー設備	88	0	0	0	0	0	0	0	0.00%	0	0	0	0	0	0
		自動火災報知設備	1,180	11 (100.0%)	6 (54.5%)	5 (45.5%)	0 (0.0%)	0 (0.0%)	0 (0.0%)	0 (0.0%)	0.93%	11 (100.0%)	9 (81.8%)	9 (100.0%)	2 (18.2%)	0 (0.0%)	0 (0.0%)
	館林地区消防組合消防本部	屋内消火栓設備	74	5 (100.0%)	0 (0.0%)	0 (0.0%)	5 (100.0%)	0 (0.0%)	0 (0.0%)	0 (0.0%)	6.76%	5 (100.0%)	4 (80.0%)	0 (0.0%)	1 (20.0%)	0 (0.0%)	0 (0.0%)
		スプリンクラー設備	105	2 (100.0%)	0 (0.0%)	0 (0.0%)	2 (100.0%)	0 (0.0%)	0 (0.0%)	0 (0.0%)	1.90%	2 (100.0%)	2 (100.0%)	0 (0.0%)	0 (0.0%)	0 (0.0%)	0 (0.0%)
		自動火災報知設備	713	10 (100.0%)	3 (30.0%)	4 (40.0%)	3 (30.0%)	0 (0.0%)	0 (0.0%)	0 (0.0%)	1.40%	10 (100.0%)	8 (80.0%)	0 (0.0%)	2 (20.0%)	0 (0.0%)	0 (0.0%)
	渋川広域消防本部	屋内消火栓設備	144	0	0	0	0	0	0	0	0.00%	0	0	0	0	0	0
		スプリンクラー設備	140	0	0	0	0	0	0	0	0.00%	0	0	0	0	0	0
		自動火災報知設備	746	6 (100.0%)	2 (33.3%)	2 (33.3%)	0 (0.0%)	1 (16.7%)	1 (16.7%)	0 (0.0%)	0.80%	6 (100.0%)	5 (83.3%)	5 (100.0%)	1 (16.7%)	0 (0.0%)	0 (0.0%)
	多野藤岡広域市町村圏振興整備組合消防本部	屋内消火栓設備	55	1 (100.0%)	1 (100.0%)	0 (0.0%)	0 (0.0%)	0 (0.0%)	0 (0.0%)	0 (0.0%)	1.82%	1 (100.0%)	1 (100.0%)	1 (100.0%)	0 (0.0%)	0 (0.0%)	0 (0.0%)
		スプリンクラー設備	149	0	0	0	0	0	0	0	0.00%	0	0	0	0	0	0
		自動火災報知設備	451	1 (100.0%)	1 (100.0%)	0 (0.0%)	0 (0.0%)	0 (0.0%)	0 (0.0%)	0 (0.0%)	0.22%	1 (100.0%)	1 (100.0%)	1 (100.0%)	0 (0.0%)	0 (0.0%)	0 (0.0%)
	富岡甘楽広域市町村圏振興整備組合消防本部	屋内消火栓設備	43	1 (100.0%)	0 (0.0%)	1 (100.0%)	0 (0.0%)	0 (0.0%)	0 (0.0%)	0 (0.0%)	2.33%	1 (100.0%)	1 (100.0%)	1 (100.0%)	0 (0.0%)	0 (0.0%)	0 (0.0%)
		スプリンクラー設備	80	0	0	0	0	0	0	0	0.00%	0	0	0	0	0	0
		自動火災報知設備	390	1 (100.0%)	0 (0.0%)	1 (100.0%)	0 (0.0%)	0 (0.0%)	0 (0.0%)	0 (0.0%)	0.26%	1 (100.0%)	1 (100.0%)	1 (100.0%)	0 (0.0%)	0 (0.0%)	0 (0.0%)
	吾妻広域消防本部	屋内消火栓設備	169	1 (100.0%)	1 (100.0%)	0 (0.0%)	0 (0.0%)	0 (0.0%)	0 (0.0%)	0 (0.0%)	0.59%	1 (100.0%)	1 (100.0%)	1 (100.0%)	0 (0.0%)	0 (0.0%)	0 (0.0%)
		スプリンクラー設備	80	0	0	0	0	0	0	0	0.00%	0	0	0	0	0	0
		自動火災報知設備	1,252	0	0	0	0	0	0	0	0.00%	0	0	0	0	0	0
埼玉県		屋内消火栓設備	2,970	19 (100.0%)	7 (36.8%)	5 (26.3%)	2 (10.5%)	3 (15.8%)	2 (10.5%)	0 (0.0%)	0.64%	19 (100.0%)	11 (57.9%)	10 (90.9%)	6 (31.6%)	2 (10.5%)	0 (0.0%)
		スプリンクラー設備	4,047	8 (100.0%)	3 (37.5%)	3 (37.5%)	1 (12.5%)	0 (0.0%)	1 (12.5%)	0 (0.0%)	0.20%	8 (100.0%)	4 (50.0%)	3 (75.0%)	3 (37.5%)	1 (12.5%)	0 (0.0%)
		自動火災報知設備	26,015	53 (100.0%)	27 (50.9%)	7 (13.2%)	2 (3.8%)	7 (13.2%)	10 (18.9%)	0 (0.0%)	0.20%	53 (100.0%)	39 (73.6%)	35 (89.7%)	10 (18.9%)	4 (7.5%)	0 (0.0%)
	さいたま市消防局	屋内消火栓設備	580	0	0	0	0	0	0	0	0.00%	0	0	0	0	0	0
		スプリンクラー設備	584	0	0	0	0	0	0	0	0.00%	0	0	0	0	0	0
		自動火災報知設備	4,643	3 (100.0%)	3 (100.0%)	0 (0.0%)	0 (0.0%)	0 (0.0%)	0 (0.0%)	0 (0.0%)	0.06%	3 (100.0%)	2 (66.7%)	2 (100.0%)	1 (33.3%)	0 (0.0%)	0 (0.0%)
	熊谷市消防本部	屋内消火栓設備	99	2 (100.0%)	0 (0.0%)	0 (0.0%)	0 (0.0%)	2 (100.0%)	0 (0.0%)	0 (0.0%)	2.02%	2 (100.0%)	2 (100.0%)	2 (100.0%)	0 (0.0%)	0 (0.0%)	0 (0.0%)
		スプリンクラー設備	139	2 (100.0%)	0 (0.0%)	2 (100.0%)	0 (0.0%)	0 (0.0%)	0 (0.0%)	0 (0.0%)	1.44%	2 (100.0%)	0 (0.0%)	0	2 (100.0%)	0 (0.0%)	0 (0.0%)
		自動火災報知設備	922	7 (100.0%)	0 (0.0%)	3 (42.9%)	0 (0.0%)	4 (57.1%)	0 (0.0%)	0 (0.0%)	0.76%	7 (100.0%)	4 (57.1%)	4 (100.0%)	3 (42.9%)	0 (0.0%)	0 (0.0%)
	川口市消防局	屋内消火栓設備	230	1 (100.0%)	0 (0.0%)	0 (0.0%)	0 (0.0%)	1 (100.0%)	0 (0.0%)	0 (0.0%)	0.43%	1 (100.0%)	0 (0.0%)	0	1 (100.0%)	0 (0.0%)	0 (0.0%)
		スプリンクラー設備	269	1 (100.0%)	1 (100.0%)	0 (0.0%)	0 (0.0%)	0 (0.0%)	0 (0.0%)	0 (0.0%)	0.37%	1 (100.0%)	1 (100.0%)	1 (100.0%)	0 (0.0%)	0 (0.0%)	0 (0.0%)
		自動火災報知設備	1,770	5 (100.0%)	3 (60.0%)	0 (0.0%)	0 (0.0%)	2 (40.0%)	0 (0.0%)	0 (0.0%)	0.28%	5 (100.0%)	3 (60.0%)	1 (33.3%)	2 (40.0%)	0 (0.0%)	0 (0.0%)
	行田市消防本部	屋内消火栓設備	41	1 (100.0%)	0 (0.0%)	1 (100.0%)	0 (0.0%)	0 (0.0%)	0 (0.0%)	0 (0.0%)	2.44%	1 (100.0%)	0 (0.0%)	0	1 (100.0%)	0 (0.0%)	0 (0.0%)
		スプリンクラー設備	59	0	0	0	0	0	0	0	0.00%	0	0	0	0	0	0
		自動火災報知設備	314	1 (100.0%)	0 (0.0%)	0 (0.0%)	0 (0.0%)	0 (0.0%)	1 (100.0%)	0 (0.0%)	0.32%	1 (100.0%)	0 (0.0%)	0	1 (100.0%)	0 (0.0%)	0 (0.0%)
	春日部市消防本部	屋内消火栓設備	79	0	0	0	0	0	0	0	0.00%	0	0	0	0	0	0
		スプリンクラー設備	140	0	0	0	0	0	0	0	0.00%	0	0	0	0	0	0
		自動火災報知設備	848	2 (100.0%)	0 (0.0%)	1 (50.0%)	0 (0.0%)	1 (50.0%)	0 (0.0%)	0 (0.0%)	0.24%	2	2	2 (100.0%)	0	0	0

別紙２－２

重大違反対象物※1の状況※2（特定防火対象物※3・消防用設備等別）

都道府県名	消防本部名	消防用設備等区分	義務対象物数※4	重大違反対象物数※5	違反覚知からの経過年数 ※6						重大違反率（%）	（参考）是正指導・是正措置の状況等					
					1年未満	1年以上3年未満	3年以上5年未満	5年以上10年未満	10年以上	不明※7		是正指導・是正措置中の対象物数	警告前段の行政指導実施中の対象物数	改修期限を定めている対象物数	警告対象物数	命令対象物数	告発対象物数
			A	B(B/B)	C(C/B)	D(D/B)	E(E/B)	F(F/B)	G(G/B)	H(H/B)	I(B/A)	J(J/B)	K(K/J)	L(L/K)	M(M/B)	N(N/B)	O(O/B)
	羽生市消防本部	屋内消火栓設備	24	1 (100.0%)	0 (0.0%)	0 (0.0%)	0 (0.0%)	0 (0.0%)	1 (100.0%)	0 (0.0%)	4.17%	1 (100.0%)	0 (0.0%)	0	1 (100.0%)	0 (0.0%)	0 (0.0%)
		スプリンクラー設備	63	0	0	0	0	0	0	0	0.00%	0	0	0	0	0	0
		自動火災報知設備	217	2 (100.0%)	1 (50.0%)	0 (0.0%)	0 (0.0%)	0 (0.0%)	1 (50.0%)	0 (0.0%)	0.92%	2 (100.0%)	1 (50.0%)	1 (100.0%)	1 (50.0%)	0 (0.0%)	0 (0.0%)
	深谷市消防本部	屋内消火栓設備	66	1 (100.0%)	0 (0.0%)	0 (0.0%)	1 (100.0%)	0 (0.0%)	0 (0.0%)	0 (0.0%)	1.52%	1 (100.0%)	1 (100.0%)	1 (100.0%)	0 (0.0%)	0 (0.0%)	0 (0.0%)
		スプリンクラー設備	169	2 (100.0%)	1 (50.0%)	0 (0.0%)	1 (50.0%)	0 (0.0%)	0 (0.0%)	0 (0.0%)	1.18%	2 (100.0%)	2 (100.0%)	2 (100.0%)	0 (0.0%)	0 (0.0%)	0 (0.0%)
		自動火災報知設備	929	8 (100.0%)	7 (87.5%)	0 (0.0%)	1 (12.5%)	0 (0.0%)	0 (0.0%)	0 (0.0%)	0.86%	8 (100.0%)	8 (100.0%)	8 (100.0%)	0 (0.0%)	0 (0.0%)	0 (0.0%)
	上尾市消防本部	屋内消火栓設備	83	0	0	0	0	0	0	0	0.00%	0	0	0	0	0	0
		スプリンクラー設備	92	0	0	0	0	0	0	0	0.00%	0	0	0	0	0	0
		自動火災報知設備	656	2 (100.0%)	0 (0.0%)	0 (0.0%)	0 (0.0%)	0 (0.0%)	2 (100.0%)	0 (0.0%)	0.30%	2 (100.0%)	2 (100.0%)	2 (100.0%)	0 (0.0%)	0 (0.0%)	0 (0.0%)
	越谷市消防本部	屋内消火栓設備	114	1 (100.0%)	1 (100.0%)	0 (0.0%)	0 (0.0%)	0 (0.0%)	0 (0.0%)	0 (0.0%)	0.88%	1 (100.0%)	1 (100.0%)	1 (100.0%)	0 (0.0%)	0 (0.0%)	0 (0.0%)
		スプリンクラー設備	145	0	0	0	0	0	0	0	0.00%	0	0	0	0	0	0
		自動火災報知設備	1,276	2 (100.0%)	1 (50.0%)	1 (50.0%)	0 (0.0%)	0 (0.0%)	0 (0.0%)	0 (0.0%)	0.16%	2 (100.0%)	2 (100.0%)	2 (100.0%)	0 (0.0%)	0 (0.0%)	0 (0.0%)
	蕨市消防本部	屋内消火栓設備	9	0	0	0	0	0	0	0	0.00%	0	0	0	0	0	0
		スプリンクラー設備	23	0	0	0	0	0	0	0	0.00%	0	0	0	0	0	0
		自動火災報知設備	259	0	0	0	0	0	0	0	0.00%	0	0	0	0	0	0
	戸田市消防本部	屋内消火栓設備	73	0	0	0	0	0	0	0	0.00%	0	0	0	0	0	0
		スプリンクラー設備	70	0	0	0	0	0	0	0	0.00%	0	0	0	0	0	0
		自動火災報知設備	532	1 (100.0%)	0 (0.0%)	0 (0.0%)	1 (100.0%)	0 (0.0%)	0 (0.0%)	0 (0.0%)	0.19%	1 (100.0%)	0 (0.0%)	0	1 (100.0%)	0 (0.0%)	0 (0.0%)
	三郷市消防本部	屋内消火栓設備	38	0	0	0	0	0	0	0	0.00%	0	0	0	0	0	0
		スプリンクラー設備	83	1 (100.0%)	0 (0.0%)	1 (100.0%)	0 (0.0%)	0 (0.0%)	0 (0.0%)	0 (0.0%)	1.20%	1 (100.0%)	0 (0.0%)	0	1 (100.0%)	0 (0.0%)	0 (0.0%)
		自動火災報知設備	442	1 (100.0%)	1 (100.0%)	0 (0.0%)	0 (0.0%)	0 (0.0%)	0 (0.0%)	0 (0.0%)	0.23%	1 (100.0%)	1 (100.0%)	1 (100.0%)	0 (0.0%)	0 (0.0%)	0 (0.0%)
	蓮田市消防本部	屋内消火栓設備	23	0	0	0	0	0	0	0	0.00%	0	0	0	0	0	0
		スプリンクラー設備	35	0	0	0	0	0	0	0	0.00%	0	0	0	0	0	0
		自動火災報知設備	200	0	0	0	0	0	0	0	0.00%	0	0	0	0	0	0
	伊奈町消防本部	屋内消火栓設備	11	0	0	0	0	0	0	0	0.00%	0	0	0	0	0	0
		スプリンクラー設備	16	0	0	0	0	0	0	0	0.00%	0	0	0	0	0	0
		自動火災報知設備	85	0	0	0	0	0	0	0	0.00%	0	0	0	0	0	0
	埼玉県南西部消防本部	屋内消火栓設備	149	0	0	0	0	0	0	0	0.00%	0	0	0	0	0	0
		スプリンクラー設備	218	0	0	0	0	0	0	0	0.00%	0	0	0	0	0	0
		自動火災報知設備	1,367	1 (100.0%)	1 (100.0%)	0 (0.0%)	0 (0.0%)	0 (0.0%)	0 (0.0%)	0 (0.0%)	0.07%	1 (100.0%)	1 (100.0%)	1 (100.0%)	0 (0.0%)	0 (0.0%)	0 (0.0%)
	秩父消防本部	屋内消火栓設備	91	1 (100.0%)	1 (100.0%)	0 (0.0%)	0 (0.0%)	0 (0.0%)	0 (0.0%)	0 (0.0%)	1.10%	1 (100.0%)	1 (100.0%)	1 (100.0%)	0 (0.0%)	0 (0.0%)	0 (0.0%)
		スプリンクラー設備	105	0	0	0	0	0	0	0	0.00%	0	0	0	0	0	0
		自動火災報知設備	873	2 (100.0%)	2 (100.0%)	0 (0.0%)	0 (0.0%)	0 (0.0%)	0 (0.0%)	0 (0.0%)	0.23%	2 (100.0%)	2 (100.0%)	2 (100.0%)	0 (0.0%)	0 (0.0%)	0 (0.0%)
	入間東部地区事務組合消防本部	屋内消火栓設備	71	0	0	0	0	0	0	0	0.00%	0	0	0	0	0	0
		スプリンクラー設備	139	0	0	0	0	0	0	0	0.00%	0	0	0	0	0	0
		自動火災報知設備	797	1 (100.0%)	1 (100.0%)	0 (0.0%)	0 (0.0%)	0 (0.0%)	0 (0.0%)	0 (0.0%)	0.13%	1 (100.0%)	1 (100.0%)	1 (100.0%)	0 (0.0%)	0 (0.0%)	0 (0.0%)

別紙２－２

重大違反対象物※1の状況※2（特定防火対象物※3・消防用設備等別）

都道府県名	消防本部名	消防用設備等区分	義務対象物数※4	重大違反対象物数※5	違反覚知からの経過年数 ※6						重大違反率（%）	（参考）是正指導・是正措置の状況等					
					1年未満	1年以上3年未満	3年以上5年未満	5年以上10年未満	10年以上	不明※7		是正指導・是正措置中の対象物数	警告前段の行政指導実施中の対象物数	改修期限を定めている対象物数	警告対象物数	命令対象物数	告発対象物数
			A	B(B/B)	C(C/B)	D(D/B)	E(E/B)	F(F/B)	G(G/B)	H(H/B)	I(B/A)	J(J/B)	K(K/J)	L(L/K)	M(M/B)	N(N/B)	O(O/B)
	吉川松伏消防組合消防本部	屋内消火栓設備	36	0	0	0	0	0	0	0	0.00%	0	0	0	0	0	0
		スプリンクラー設備	40	0	0	0	0	0	0	0	0.00%	0	0	0	0	0	0
		自動火災報知設備	250	0	0	0	0	0	0	0	0.00%	0	0	0	0	0	0
	児玉郡市広域消防本部	屋内消火栓設備	75	1 (100.0%)	1 (100.0%)	0 (0.0%)	0 (0.0%)	0 (0.0%)	0 (0.0%)	0 (0.0%)	1.33%	1 (100.0%)	1 (100.0%)	1 (100.0%)	0 (0.0%)	0 (0.0%)	0 (0.0%)
		スプリンクラー設備	195	0	0	0	0	0	0	0	0.00%	0	0	0	0	0	0
		自動火災報知設備	742	1 (100.0%)	1 (100.0%)	0 (0.0%)	0 (0.0%)	0 (0.0%)	0 (0.0%)	0 (0.0%)	0.13%	1 (100.0%)	1 (100.0%)	1 (100.0%)	0 (0.0%)	0 (0.0%)	0 (0.0%)
	坂戸・鶴ヶ島消防組合消防本部	屋内消火栓設備	145	2 (100.0%)	1 (50.0%)	1 (50.0%)	0 (0.0%)	0 (0.0%)	0 (0.0%)	0 (0.0%)	1.38%	2 (100.0%)	2 (100.0%)	1 (50.0%)	0 (0.0%)	0 (0.0%)	0 (0.0%)
		スプリンクラー設備	90	1 (100.0%)	1 (100.0%)	0 (0.0%)	0 (0.0%)	0 (0.0%)	0 (0.0%)	0 (0.0%)	1.11%	1 (100.0%)	1 (100.0%)	0 (0.0%)	0 (0.0%)	0 (0.0%)	0 (0.0%)
		自動火災報知設備	1,019	1 (100.0%)	1 (100.0%)	0 (0.0%)	0 (0.0%)	0 (0.0%)	0 (0.0%)	0 (0.0%)	0.10%	1 (100.0%)	1 (100.0%)	0 (0.0%)	0 (0.0%)	0 (0.0%)	0 (0.0%)
	比企広域消防本部	屋内消火栓設備	75	0	0	0	0	0	0	0	0.00%	0	0	0	0	0	0
		スプリンクラー設備	177	0	0	0	0	0	0	0	0.00%	0	0	0	0	0	0
		自動火災報知設備	820	3 (100.0%)	1 (33.3%)	0 (0.0%)	0 (0.0%)	0 (0.0%)	2 (66.7%)	0 (0.0%)	0.37%	3 (100.0%)	2 (66.7%)	2 (100.0%)	0 (0.0%)	1 (33.3%)	0 (0.0%)
	川越地区消防局	屋内消火栓設備	170	1 (100.0%)	1 (100.0%)	0 (0.0%)	0 (0.0%)	0 (0.0%)	0 (0.0%)	0 (0.0%)	0.59%	1 (100.0%)	0 (0.0%)	0	1 (100.0%)	0 (0.0%)	0 (0.0%)
		スプリンクラー設備	201	0	0	0	0	0	0	0	0.00%	0	0	0	0	0	0
		自動火災報知設備	1,161	1 (100.0%)	1 (100.0%)	0 (0.0%)	0 (0.0%)	0 (0.0%)	0 (0.0%)	0 (0.0%)	0.09%	1 (100.0%)	1 (100.0%)	0 (0.0%)	0 (0.0%)	0 (0.0%)	0 (0.0%)
	埼玉県央広域消防本部	屋内消火栓設備	80	0	0	0	0	0	0	0	0.00%	0	0	0	0	0	0
		スプリンクラー設備	138	0	0	0	0	0	0	0	0.00%	0	0	0	0	0	0
		自動火災報知設備	723	0	0	0	0	0	0	0	0.00%	0	0	0	0	0	0
	西入間広域消防組合消防本部	屋内消火栓設備	61	1 (100.0%)	0 (0.0%)	0 (0.0%)	0 (0.0%)	0 (0.0%)	1 (100.0%)	0 (0.0%)	1.64%	1 (100.0%)	0 (0.0%)	0	0 (0.0%)	1 (100.0%)	0 (0.0%)
		スプリンクラー設備	81	1 (100.0%)	0 (0.0%)	0 (0.0%)	0 (0.0%)	0 (0.0%)	1 (100.0%)	0 (0.0%)	1.23%	1 (100.0%)	0 (0.0%)	0	0 (0.0%)	1 (100.0%)	0 (0.0%)
		自動火災報知設備	214	1 (100.0%)	0 (0.0%)	0 (0.0%)	0 (0.0%)	0 (0.0%)	1 (100.0%)	0 (0.0%)	0.47%	1 (100.0%)	0 (0.0%)	0	0 (0.0%)	1 (100.0%)	0 (0.0%)
	埼玉西部消防局	屋内消火栓設備	283	2 (100.0%)	0 (0.0%)	2 (100.0%)	0 (0.0%)	0 (0.0%)	0 (0.0%)	0 (0.0%)	0.71%	2 (100.0%)	1 (50.0%)	1 (100.0%)	1 (50.0%)	0 (0.0%)	0 (0.0%)
		スプリンクラー設備	416	0	0	0	0	0	0	0	0.00%	0	0	0	0	0	0
		自動火災報知設備	2,569	2 (100.0%)	0 (0.0%)	1 (50.0%)	0 (0.0%)	0 (0.0%)	1 (50.0%)	0 (0.0%)	0.08%	2 (100.0%)	0 (0.0%)	0	1 (50.0%)	1 (50.0%)	0 (0.0%)
	埼玉東部消防組合消防局	屋内消火栓設備	160	4 (100.0%)	2 (50.0%)	1 (25.0%)	1 (25.0%)	0 (0.0%)	0 (0.0%)	0 (0.0%)	2.50%	4 (100.0%)	2 (50.0%)	2 (100.0%)	1 (25.0%)	1 (25.0%)	0 (0.0%)
		スプリンクラー設備	240	0	0	0	0	0	0	0	0.00%	0	0	0	0	0	0
		自動火災報知設備	1,392	4 (100.0%)	2 (50.0%)	1 (25.0%)	0 (0.0%)	0 (0.0%)	1 (25.0%)	0 (0.0%)	0.29%	4 (100.0%)	3 (75.0%)	3 (100.0%)	0 (0.0%)	1 (25.0%)	0 (0.0%)
	草加八潮消防局	屋内消火栓設備	104	0	0	0	0	0	0	0	0.00%	0	0	0	0	0	0
		スプリンクラー設備	120	0	0	0	0	0	0	0	0.00%	0	0	0	0	0	0
		自動火災報知設備	995	2 (100.0%)	1 (50.0%)	0 (0.0%)	0 (0.0%)	0 (0.0%)	1 (50.0%)	0 (0.0%)	0.20%	2 (100.0%)	2 (100.0%)	2 (100.0%)	0 (0.0%)	0 (0.0%)	0 (0.0%)
千葉県		屋内消火栓設備	3,141	54 (100.0%)	26 (48.1%)	18 (33.3%)	1 (1.9%)	4 (7.4%)	5 (9.3%)	0 (0.0%)	1.72%	54 (100.0%)	37 (68.5%)	37 (100.0%)	13 (24.1%)	4 (7.4%)	0 (0.0%)
		スプリンクラー設備	3,909	16 (100.0%)	6 (37.5%)	9 (56.3%)	1 (6.3%)	0 (0.0%)	0 (0.0%)	0 (0.0%)	0.41%	16 (100.0%)	12 (75.0%)	11 (91.7%)	3 (18.8%)	1 (6.3%)	0 (0.0%)
		自動火災報知設備	24,233	228 (100.0%)	92 (40.4%)	84 (36.8%)	9 (3.9%)	4 (1.8%)	39 (17.1%)	0 (0.0%)	0.94%	228 (100.0%)	185 (81.1%)	180 (97.3%)	36 (15.8%)	7 (3.1%)	0 (0.0%)
	千葉市消防局	屋内消火栓設備	657	8 (100.0%)	8 (100.0%)	0 (0.0%)	0 (0.0%)	0 (0.0%)	0 (0.0%)	0 (0.0%)	1.22%	8 (100.0%)	4 (50.0%)	4 (100.0%)	4 (50.0%)	0 (0.0%)	0 (0.0%)
		スプリンクラー設備	776	4 (100.0%)	4 (100.0%)	0 (0.0%)	0 (0.0%)	0 (0.0%)	0 (0.0%)	0 (0.0%)	0.52%	4 (100.0%)	3 (75.0%)	3 (100.0%)	1 (25.0%)	0 (0.0%)	0 (0.0%)
		自動火災報知設備	3,780	6 (100.0%)	4 (66.7%)	2 (33.3%)	0 (0.0%)	0 (0.0%)	0 (0.0%)	0 (0.0%)	0.16%	6 (100.0%)	4 (66.7%)	4 (100.0%)	1 (16.7%)	1 (16.7%)	0 (0.0%)

重大違反対象物※1の状況※2（特定防火対象物※3・消防用設備等別）

都道府県名	消防本部名	消防用設備等区分	義務対象物数※4	重大違反対象物数※5	違反覚知からの経過年数 ※6						重大違反率（%）	（参考）是正指導・是正措置の状況等					
					1年未満	1年以上3年未満	3年以上5年未満	5年以上10年未満	10年以上	不明※7		是正指導・是正措置中の対象物数	警告前段の行政指導実施中の対象物数	改修期限を定めている対象物数	警告対象物数	命令対象物数	告発対象物数
			A	B(B/B)	C(C/B)	D(D/B)	E(E/B)	F(F/B)	G(G/B)	H(H/B)	I(B/A)	J(J/B)	K(K/J)	L(L/K)	M(M/B)	N(N/B)	O(O/B)
	銚子市消防本部	屋内消火栓設備	38	0	0	0	0	0	0	0	0.00%	0	0	0	0	0	0
		スプリンクラー設備	37	0	0	0	0	0	0	0	0.00%	0	0	0	0	0	0
		自動火災報知設備	284	1 (100.0%)	0 (0.0%)	1 (100.0%)	0 (0.0%)	0 (0.0%)	0 (0.0%)	0 (0.0%)	0.35%	1 (100.0%)	1 (100.0%)	1 (100.0%)	0 (0.0%)	0 (0.0%)	0 (0.0%)
	市川市消防局	屋内消火栓設備	153	0	0	0	0	0	0	0	0.00%	0	0	0	0	0	0
		スプリンクラー設備	175	0	0	0	0	0	0	0	0.00%	0	0	0	0	0	0
		自動火災報知設備	1,467	2 (100.0%)	2 (100.0%)	0 (0.0%)	0 (0.0%)	0 (0.0%)	0 (0.0%)	0 (0.0%)	0.14%	2 (100.0%)	2 (100.0%)	2 (100.0%)	0 (0.0%)	0 (0.0%)	0 (0.0%)
	船橋市消防局	屋内消火栓設備	236	0	0	0	0	0	0	0	0.00%	0	0	0	0	0	0
		スプリンクラー設備	288	0	0	0	0	0	0	0	0.00%	0	0	0	0	0	0
		自動火災報知設備	1,861	2 (100.0%)	0 (0.0%)	0 (0.0%)	0 (0.0%)	0 (0.0%)	2 (100.0%)	0 (0.0%)	0.11%	2 (100.0%)	0 (0.0%)	0	2 (100.0%)	0 (0.0%)	0 (0.0%)
	木更津市消防本部	屋内消火栓設備	103	0	0	0	0	0	0	0	0.00%	0	0	0	0	0	0
		スプリンクラー設備	109	0	0	0	0	0	0	0	0.00%	0	0	0	0	0	0
		自動火災報知設備	574	27 (100.0%)	26 (96.3%)	1 (3.7%)	0 (0.0%)	0 (0.0%)	0 (0.0%)	0 (0.0%)	4.70%	27 (100.0%)	26 (96.3%)	26 (100.0%)	1 (3.7%)	0 (0.0%)	0 (0.0%)
	松戸市消防局	屋内消火栓設備	191	2 (100.0%)	1 (50.0%)	1 (50.0%)	0 (0.0%)	0 (0.0%)	0 (0.0%)	0 (0.0%)	–	2 (100.0%)	1 (50.0%)	1 (100.0%)	0 (0.0%)	1 (50.0%)	0 (0.0%)
		スプリンクラー設備	289	0	0	0	0	0	0	0	–	0	0	0	0	0	0
		自動火災報知設備	1,714	1 (100.0%)	0 (0.0%)	1 (100.0%)	0 (0.0%)	0 (0.0%)	0 (0.0%)	0 (0.0%)	–	1 (100.0%)	0 (0.0%)	0	0 (0.0%)	1 (100.0%)	0 (0.0%)
	野田市消防本部	屋内消火栓設備	44	0	0	0	0	0	0	0	0.00%	0	0	0	0	0	0
		スプリンクラー設備	104	0	0	0	0	0	0	0	0.00%	0	0	0	0	0	0
		自動火災報知設備	561	4 (100.0%)	2 (50.0%)	1 (25.0%)	0 (0.0%)	0 (0.0%)	1 (25.0%)	0 (0.0%)	0.71%	4 (100.0%)	2 (50.0%)	2 (100.0%)	2 (50.0%)	0 (0.0%)	0 (0.0%)
	成田市消防本部	屋内消火栓設備	79	3 (100.0%)	0 (0.0%)	0 (0.0%)	0 (0.0%)	0 (0.0%)	3 (100.0%)	0 (0.0%)	3.80%	3 (100.0%)	2 (66.7%)	2 (100.0%)	1 (33.3%)	0 (0.0%)	0 (0.0%)
		スプリンクラー設備	113	0	0	0	0	0	0	0	0.00%	0	0	0	0	0	0
		自動火災報知設備	658	19 (100.0%)	4 (21.1%)	2 (10.5%)	1 (5.3%)	0 (0.0%)	12 (63.2%)	0 (0.0%)	2.89%	19 (100.0%)	12 (63.2%)	12 (100.0%)	7 (36.8%)	0 (0.0%)	0 (0.0%)
	旭市消防本部	屋内消火栓設備	43	1 (100.0%)	1 (100.0%)	0 (0.0%)	0 (0.0%)	0 (0.0%)	0 (0.0%)	0 (0.0%)	2.33%	1 (100.0%)	1 (100.0%)	1 (100.0%)	0 (0.0%)	0 (0.0%)	0 (0.0%)
		スプリンクラー設備	49	0	0	0	0	0	0	0	0.00%	0	0	0	0	0	0
		自動火災報知設備	410	4 (100.0%)	2 (50.0%)	2 (50.0%)	0 (0.0%)	0 (0.0%)	0 (0.0%)	0 (0.0%)	0.98%	4 (100.0%)	3 (75.0%)	3 (100.0%)	1 (25.0%)	0 (0.0%)	0 (0.0%)
	習志野市消防本部	屋内消火栓設備	88	0	0	0	0	0	0	0	0.00%	0	0	0	0	0	0
		スプリンクラー設備	68	1 (100.0%)	0 (0.0%)	1 (100.0%)	0 (0.0%)	0 (0.0%)	0 (0.0%)	0 (0.0%)	1.47%	1 (100.0%)	1 (100.0%)	1 (100.0%)	0 (0.0%)	0 (0.0%)	0 (0.0%)
		自動火災報知設備	491	3 (100.0%)	1 (33.3%)	2 (66.7%)	0 (0.0%)	0 (0.0%)	0 (0.0%)	0 (0.0%)	0.61%	3 (100.0%)	3 (100.0%)	3 (100.0%)	0 (0.0%)	0 (0.0%)	0 (0.0%)
	柏市消防局	屋内消火栓設備	155	0	0	0	0	0	0	0	0.00%	0	0	0	0	0	0
		スプリンクラー設備	252	0	0	0	0	0	0	0	0.00%	0	0	0	0	0	0
		自動火災報知設備	1,511	3 (100.0%)	0 (0.0%)	0 (0.0%)	3 (100.0%)	0 (0.0%)	0 (0.0%)	0 (0.0%)	0.20%	3 (100.0%)	1 (33.3%)	1 (100.0%)	1 (33.3%)	1 (33.3%)	0 (0.0%)
	市原市消防局	屋内消火栓設備	128	2 (100.0%)	0 (0.0%)	2 (100.0%)	0 (0.0%)	0 (0.0%)	0 (0.0%)	0 (0.0%)	1.56%	2 (100.0%)	2 (100.0%)	2 (100.0%)	0 (0.0%)	0 (0.0%)	0 (0.0%)
		スプリンクラー設備	131	1 (100.0%)	0 (0.0%)	1 (100.0%)	0 (0.0%)	0 (0.0%)	0 (0.0%)	0 (0.0%)	0.76%	1 (100.0%)	0 (0.0%)	0	1 (100.0%)	0 (0.0%)	0 (0.0%)
		自動火災報知設備	1,091	6 (100.0%)	0 (0.0%)	6 (100.0%)	0 (0.0%)	0 (0.0%)	0 (0.0%)	0 (0.0%)	0.55%	6 (100.0%)	4 (66.7%)	4 (100.0%)	2 (33.3%)	0 (0.0%)	0 (0.0%)
	流山市消防本部	屋内消火栓設備	52	0	0	0	0	0	0	0	0.00%	0	0	0	0	0	0
		スプリンクラー設備	119	0	0	0	0	0	0	0	0.00%	0	0	0	0	0	0
		自動火災報知設備	616	1 (100.0%)	1 (100.0%)	0 (0.0%)	0 (0.0%)	0 (0.0%)	0 (0.0%)	0 (0.0%)	0.16%	1 (100.0%)	1 (100.0%)	1 (100.0%)	0 (0.0%)	0 (0.0%)	0 (0.0%)

重大違反対象物※1の状況※2（特定防火対象物※3・消防用設備等別）

都道府県名	消防本部名	消防用設備等区分	義務対象物数※4	重大違反対象物数※5	違反覚知からの経過年数 ※6						重大違反率（%）	（参考）是正指導・是正措置の状況等					
					1年未満	1年以上3年未満	3年以上5年未満	5年以上10年未満	10年以上	不明※7		是正指導・是正措置中の対象物数	警告前段の行政指導実施中の対象物数	改修期限を定めている対象物数	警告対象物数	命令対象物数	告発対象物数
			A	B(B/B)	C(C/B)	D(D/B)	E(E/B)	F(F/B)	G(G/B)	H(H/B)	I(B/A)	J(J/B)	K(K/J)	L(L/K)	M(M/B)	N(N/B)	O(O/B)
	八千代市消防本部	屋内消火栓設備	51	8 (100.0%)	0 (0.0%)	8 (100.0%)	0 (0.0%)	0 (0.0%)	0 (0.0%)	0 (0.0%)	15.69%	8 (100.0%)	8 (100.0%)	8 (100.0%)	0 (0.0%)	0 (0.0%)	0 (0.0%)
		スプリンクラー設備	100	1 (100.0%)	0 (0.0%)	1 (100.0%)	0 (0.0%)	0 (0.0%)	0 (0.0%)	0 (0.0%)	1.00%	1 (100.0%)	1 (100.0%)	1 (100.0%)	0 (0.0%)	0 (0.0%)	0 (0.0%)
		自動火災報知設備	652	35 (100.0%)	2 (5.7%)	29 (82.9%)	1 (2.9%)	1 (2.9%)	2 (5.7%)	0 (0.0%)	5.37%	35 (100.0%)	35 (100.0%)	35 (100.0%)	0 (0.0%)	0 (0.0%)	0 (0.0%)
	我孫子市消防本部	屋内消火栓設備	42	0	0	0	0	0	0	0	0.00%	0	0	0	0	0	0
		スプリンクラー設備	75	0	0	0	0	0	0	0	0.00%	0	0	0	0	0	0
		自動火災報知設備	377	1 (100.0%)	1 (100.0%)	0 (0.0%)	0 (0.0%)	0 (0.0%)	0 (0.0%)	0 (0.0%)	0.27%	1 (100.0%)	1 (100.0%)	1 (100.0%)	0 (0.0%)	0 (0.0%)	0 (0.0%)
	鎌ケ谷市消防本部	屋内消火栓設備	27	0	0	0	0	0	0	0	0.00%	0	0	0	0	0	0
		スプリンクラー設備	56	0	0	0	0	0	0	0	0.00%	0	0	0	0	0	0
		自動火災報知設備	329	1 (100.0%)	1 (100.0%)	0 (0.0%)	0 (0.0%)	0 (0.0%)	0 (0.0%)	0 (0.0%)	0.30%	1 (100.0%)	1 (100.0%)	1 (100.0%)	0 (0.0%)	0 (0.0%)	0 (0.0%)
	君津市消防本部	屋内消火栓設備	58	0	0	0	0	0	0	0	0.00%	0	0	0	0	0	0
		スプリンクラー設備	47	0	0	0	0	0	0	0	0.00%	0	0	0	0	0	0
		自動火災報知設備	395	0	0	0	0	0	0	0	0.00%	0	0	0	0	0	0
	富津市消防本部	屋内消火栓設備	33	3 (100.0%)	0 (0.0%)	1 (33.3%)	0 (0.0%)	2 (66.7%)	0 (0.0%)	0 (0.0%)	9.09%	3 (100.0%)	3 (100.0%)	3 (100.0%)	0 (0.0%)	0 (0.0%)	0 (0.0%)
		スプリンクラー設備	54	0	0	0	0	0	0	0	0.00%	0	0	0	0	0	0
		自動火災報知設備	305	1 (100.0%)	0 (0.0%)	1 (100.0%)	0 (0.0%)	0 (0.0%)	0 (0.0%)	0 (0.0%)	0.33%	1 (100.0%)	1 (100.0%)	1 (100.0%)	0 (0.0%)	0 (0.0%)	0 (0.0%)
	浦安市消防本部	屋内消火栓設備	100	0	0	0	0	0	0	0	0.00%	0	0	0	0	0	0
		スプリンクラー設備	113	0	0	0	0	0	0	0	0.00%	0	0	0	0	0	0
		自動火災報知設備	490	0	0	0	0	0	0	0	0.00%	0	0	0	0	0	0
	四街道市消防本部	屋内消火栓設備	32	0	0	0	0	0	0	0	0.00%	0	0	0	0	0	0
		スプリンクラー設備	43	0	0	0	0	0	0	0	0.00%	0	0	0	0	0	0
		自動火災報知設備	249	5 (100.0%)	0 (0.0%)	3 (60.0%)	2 (40.0%)	0 (0.0%)	0 (0.0%)	0 (0.0%)	2.01%	5 (100.0%)	5 (100.0%)	5 (100.0%)	0 (0.0%)	0 (0.0%)	0 (0.0%)
	袖ケ浦市消防本部	屋内消火栓設備	34	0	0	0	0	0	0	0	0.00%	0	0	0	0	0	0
		スプリンクラー設備	81	0	0	0	0	0	0	0	0.00%	0	0	0	0	0	0
		自動火災報知設備	297	0	0	0	0	0	0	0	0.00%	0	0	0	0	0	0
	富里市消防本部	屋内消火栓設備	27	0	0	0	0	0	0	0	0.00%	0	0	0	0	0	0
		スプリンクラー設備	27	0	0	0	0	0	0	0	0.00%	0	0	0	0	0	0
		自動火災報知設備	222	6 (100.0%)	0 (0.0%)	6 (100.0%)	0 (0.0%)	0 (0.0%)	0 (0.0%)	0 (0.0%)	2.70%	6 (100.0%)	1 (16.7%)	1 (100.0%)	5 (83.3%)	0 (0.0%)	0 (0.0%)
	栄町消防本部	屋内消火栓設備	7	1 (100.0%)	0 (0.0%)	0 (0.0%)	0 (0.0%)	0 (0.0%)	1 (100.0%)	0 (0.0%)	14.29%	1 (100.0%)	0 (0.0%)	0	1 (100.0%)	0 (0.0%)	0 (0.0%)
		スプリンクラー設備	9	0	0	0	0	0	0	0	0.00%	0	0	0	0	0	0
		自動火災報知設備	43	2 (100.0%)	0 (0.0%)	1 (50.0%)	0 (0.0%)	0 (0.0%)	1 (50.0%)	0 (0.0%)	4.65%	2 (100.0%)	1 (50.0%)	1 (100.0%)	1 (50.0%)	0 (0.0%)	0 (0.0%)
	安房郡市広域市町村圏事務組合消防本部	屋内消火栓設備	180	2 (100.0%)	1 (50.0%)	1 (50.0%)	0 (0.0%)	0 (0.0%)	0 (0.0%)	0 (0.0%)	1.11%	2 (100.0%)	2 (100.0%)	2 (100.0%)	0 (0.0%)	0 (0.0%)	0 (0.0%)
		スプリンクラー設備	131	4 (100.0%)	0 (0.0%)	4 (100.0%)	0 (0.0%)	0 (0.0%)	0 (0.0%)	0 (0.0%)	3.05%	4 (100.0%)	4 (100.0%)	4 (100.0%)	0 (0.0%)	0 (0.0%)	0 (0.0%)
		自動火災報知設備	1,476	24 (100.0%)	6 (25.0%)	17 (70.8%)	0 (0.0%)	0 (0.0%)	1 (4.2%)	0 (0.0%)	1.63%	24 (100.0%)	23 (95.8%)	23 (100.0%)	1 (4.2%)	0 (0.0%)	0 (0.0%)
	長生郡市広域市長村圏組合消防本部	屋内消火栓設備	149	14 (100.0%)	10 (71.4%)	2 (14.3%)	0 (0.0%)	1 (7.1%)	1 (7.1%)	0 (0.0%)	9.40%	14 (100.0%)	9 (64.3%)	9 (100.0%)	5 (35.7%)	0 (0.0%)	0 (0.0%)
		スプリンクラー設備	142	2 (100.0%)	2 (100.0%)	0 (0.0%)	0 (0.0%)	0 (0.0%)	0 (0.0%)	0 (0.0%)	1.41%	2 (100.0%)	2 (100.0%)	2 (100.0%)	0 (0.0%)	0 (0.0%)	0 (0.0%)
		自動火災報知設備	828	35 (100.0%)	12 (34.3%)	5 (14.3%)	1 (2.9%)	2 (5.7%)	15 (42.9%)	0 (0.0%)	4.23%	35 (100.0%)	27 (77.1%)	27 (100.0%)	8 (22.9%)	0 (0.0%)	0 (0.0%)

別紙２－２

重大違反対象物※1の状況※2（特定防火対象物※3・消防用設備等別）

都道府県名	消防本部名	消防用設備等区分	義務対象物数※4	重大違反対象物数※5	違反覚知からの経過年数 ※6						重大違反率（%）	（参考）是正指導・是正措置の状況等					
					1年未満	1年以上3年未満	3年以上5年未満	5年以上10年未満	10年以上	不明※7		是正指導・是正措置中の対象物数	警告前段の行政指導実施中の対象物数	改修期限を定めている対象物数	警告対象物数	命令対象物数	告発対象物数
			A	B(B/B)	C(C/B)	D(D/B)	E(E/B)	F(F/B)	G(G/B)	H(H/B)	I(B/A)	J(J/B)	K(K/J)	L(L/K)	M(M/B)	N(N/B)	O(O/B)
	匝瑳市横芝光町消防組合消防本部	屋内消火栓設備	30	2 (100.0%)	0 (0.0%)	1 (50.0%)	0 (0.0%)	1 (50.0%)	0 (0.0%)	0 (0.0%)	6.67%	2 (100.0%)	0 (0.0%)	–	2 (100.0%)	0 (0.0%)	0 (0.0%)
		スプリンクラー設備	45	2 (100.0%)	0 (0.0%)	2 (100.0%)	0 (0.0%)	0 (0.0%)	0 (0.0%)	0 (0.0%)	4.44%	2 (100.0%)	1 (50.0%)	0 (0.0%)	1 (50.0%)	0 (0.0%)	0 (0.0%)
		自動火災報知設備	317	11 (100.0%)	11 (100.0%)	0 (0.0%)	0 (0.0%)	0 (0.0%)	0 (0.0%)	0 (0.0%)	3.47%	11 (100.0%)	11 (100.0%)	6 (54.5%)	0 (0.0%)	0 (0.0%)	0 (0.0%)
	山武郡市広域行政組合消防本部	屋内消火栓設備	105	7 (100.0%)	4 (57.1%)	2 (28.6%)	1 (14.3%)	0 (0.0%)	0 (0.0%)	0 (0.0%)	6.67%	7 (100.0%)	4 (57.1%)	4 (100.0%)	0 (0.0%)	3 (42.9%)	0 (0.0%)
		スプリンクラー設備	115	1 (100.0%)	0 (0.0%)	0 (0.0%)	1 (100.0%)	0 (0.0%)	0 (0.0%)	0 (0.0%)	0.87%	1 (100.0%)	0 (0.0%)	–	0 (0.0%)	1 (100.0%)	0 (0.0%)
		自動火災報知設備	973	16 (100.0%)	10 (62.5%)	3 (18.8%)	0 (0.0%)	0 (0.0%)	3 (18.8%)	0 (0.0%)	1.64%	16 (100.0%)	12 (75.0%)	12 (100.0%)	1 (6.3%)	3 (18.8%)	0 (0.0%)
	香取広域市町村圏事務組合消防本部	屋内消火栓設備	52	1 (100.0%)	1 (100.0%)	0 (0.0%)	0 (0.0%)	0 (0.0%)	0 (0.0%)	0 (0.0%)	1.92%	1 (100.0%)	1 (100.0%)	1 (100.0%)	0 (0.0%)	0 (0.0%)	0 (0.0%)
		スプリンクラー設備	80	0	0	0	0	0	0	0	0.00%	0	0	0	0	0	0
		自動火災報知設備	488	6 (100.0%)	4 (66.7%)	0 (0.0%)	1 (16.7%)	0 (0.0%)	1 (16.7%)	0 (0.0%)	1.23%	6 (100.0%)	6 (100.0%)	6 (100.0%)	0 (0.0%)	0 (0.0%)	0 (0.0%)
	佐倉市八街市酒々井町消防組合消防本部	屋内消火栓設備	126	0	0	0	0	0	0	0	0.00%	0	0	0	0	0	0
		スプリンクラー設備	129	0	0	0	0	0	0	0	0.00%	0	0	0	0	0	0
		自動火災報知設備	826	2 (100.0%)	2 (100.0%)	0 (0.0%)	0 (0.0%)	0 (0.0%)	0 (0.0%)	0 (0.0%)	0.24%	2 (100.0%)	0 (0.0%)	–	2 (100.0%)	0 (0.0%)	0 (0.0%)
	印西地区消防組合消防本部	屋内消火栓設備	64	0	0	0	0	0	0	0	0.00%	0	0	0	0	0	0
		スプリンクラー設備	89	0	0	0	0	0	0	0	0.00%	0	0	0	0	0	0
		自動火災報知設備	397	1 (100.0%)	1 (100.0%)	0 (0.0%)	0 (0.0%)	0 (0.0%)	0 (0.0%)	0 (0.0%)	0.25%	1 (100.0%)	0 (0.0%)	–	1 (100.0%)	0 (0.0%)	0 (0.0%)
	夷隅郡市広域市町村圏事務組合消防本部	屋内消火栓設備	57	0	0	0	0	0	0	0	0.00%	0	0	0	0	0	0
		スプリンクラー設備	63	0	0	0	0	0	0	0	0.00%	0	0	0	0	0	0
		自動火災報知設備	551	3 (100.0%)	0 (0.0%)	1 (33.3%)	0 (0.0%)	1 (33.3%)	1 (33.3%)	0 (0.0%)	0.54%	3 (100.0%)	2 (66.7%)	2 (100.0%)	0 (0.0%)	1 (33.3%)	0 (0.0%)
東京都		屋内消火栓設備	6,628	13 (100.0%)	4 (30.8%)	6 (46.2%)	2 (15.4%)	1 (7.7%)	0 (0.0%)	0 (0.0%)	0.20%	13 (100.0%)	7 (53.8%)	2 (28.6%)	4 (30.8%)	2 (15.4%)	0 (0.0%)
		スプリンクラー設備	6,108	11 (100.0%)	4 (36.4%)	5 (45.5%)	2 (18.2%)	0 (0.0%)	0 (0.0%)	0 (0.0%)	0.18%	11 (100.0%)	6 (54.5%)	3 (50.0%)	3 (27.3%)	2 (18.2%)	0 (0.0%)
		自動火災報知設備	61,297	79 (100.0%)	33 (41.8%)	35 (44.3%)	5 (6.3%)	6 (7.6%)	0 (0.0%)	0 (0.0%)	0.13%	79 (100.0%)	64 (81.0%)	22 (34.4%)	10 (12.7%)	4 (5.1%)	1 (1.3%)
	東京消防庁	屋内消火栓設備	6,554	12 (100.0%)	4 (33.3%)	5 (41.7%)	2 (16.7%)	1 (8.3%)	0 (0.0%)	0 (0.0%)	0.18%	12 (100.0%)	6 (50.0%)	2 (33.3%)	4 (33.3%)	2 (16.7%)	0 (0.0%)
		スプリンクラー設備	6,056	11 (100.0%)	4 (36.4%)	5 (45.5%)	2 (18.2%)	0 (0.0%)	0 (0.0%)	0 (0.0%)	0.18%	11 (100.0%)	6 (54.5%)	3 (50.0%)	3 (27.3%)	2 (18.2%)	0 (0.0%)
		自動火災報知設備	60,841	66 (100.0%)	30 (45.5%)	26 (39.4%)	4 (6.1%)	6 (9.1%)	0 (0.0%)	0 (0.0%)	0.11%	66 (100.0%)	51 (77.3%)	19 (37.3%)	10 (15.2%)	4 (6.1%)	1 (1.5%)
	稲城市消防本部	屋内消火栓設備	24	0	0	0	0	0	0	0	0.00%	0	0	0	0	0	0
		スプリンクラー設備	40	0	0	0	0	0	0	0	0.00%	0	0	0	0	0	0
		自動火災報知設備	220	0	0	0	0	0	0	0	0.00%	0	0	0	0	0	0
	大島町消防本部	屋内消火栓設備	42	0	0	0	0	0	0	0	0.00%	0	0	0	0	0	0
		スプリンクラー設備	8	0	0	0	0	0	0	0	0.00%	0	0	0	0	0	0
		自動火災報知設備	57	0	0	0	0	0	0	0	0.00%	0	0	0	0	0	0
	三宅村消防本部	屋内消火栓設備	1	0	0	0	0	0	0	0	0.00%	0	0	0	0	0	0
		スプリンクラー設備	1	0	0	0	0	0	0	0	0.00%	0	0	0	0	0	0
		自動火災報知設備	43	3 (100.0%)	0 (0.0%)	3 (100.0%)	0 (0.0%)	0 (0.0%)	0 (0.0%)	0 (0.0%)	6.98%	3 (100.0%)	3 (100.0%)	3 (100.0%)	0 (0.0%)	0 (0.0%)	0 (0.0%)
	八丈町消防本部	屋内消火栓設備	7	1 (100.0%)	0 (0.0%)	1 (100.0%)	0 (0.0%)	0 (0.0%)	0 (0.0%)	0 (0.0%)	14.29%	1 (100.0%)	1 (100.0%)	0 (0.0%)	0 (0.0%)	0 (0.0%)	0 (0.0%)
		スプリンクラー設備	3	0	0	0	0	0	0	0	0.00%	0	0	0	0	0	0
		自動火災報知設備	136	10 (100.0%)	3 (30.0%)	6 (60.0%)	1 (10.0%)	0 (0.0%)	0 (0.0%)	0 (0.0%)	7.35%	10 (100.0%)	10 (100.0%)	0 (0.0%)	0 (0.0%)	0 (0.0%)	0 (0.0%)

重大違反対象物※1の状況※2（特定防火対象物※3・消防用設備等別）

都道府県名	消防本部名	消防用設備等区分	義務対象物数※4	重大違反対象物数※5	違反覚知からの経過年数 ※6						重大違反率（%）	（参考）是正指導・是正措置の状況等					
					1年未満	1年以上3年未満	3年以上5年未満	5年以上10年未満	10年以上	不明※7		是正指導・是正措置中の対象物数	警告前段の行政指導実施中の対象物数	改修期限を定めている対象物数	警告対象物数	命令対象物数	告発対象物数
			A	B(B/B)	C(C/B)	D(D/B)	E(E/B)	F(F/B)	G(G/B)	H(H/B)	I(B/A)	J(J/B)	K(K/J)	L(L/K)	M(M/B)	N(N/B)	O(O/B)
神奈川県		屋内消火栓設備	6,434	10 (100.0%)	3 (30.0%)	4 (40.0%)	1 (10.0%)	1 (10.0%)	1 (10.0%)	0 (0.0%)	0.16%	10 (100.0%)	5 (50.0%)	5 (100.0%)	3 (30.0%)	2 (20.0%)	0 (0.0%)
		スプリンクラー設備	5,433	7 (100.0%)	2 (28.6%)	2 (28.6%)	0 (0.0%)	1 (14.3%)	2 (28.6%)	0 (0.0%)	0.13%	7 (100.0%)	3 (42.9%)	3 (100.0%)	3 (42.9%)	0 (0.0%)	1 (14.3%)
		自動火災報知設備	33,286	48 (100.0%)	25 (52.1%)	14 (29.2%)	2 (4.2%)	5 (10.4%)	2 (4.2%)	0 (0.0%)	0.14%	48 (100.0%)	40 (83.3%)	39 (97.5%)	4 (8.3%)	4 (8.3%)	0 (0.0%)
	横浜市消防局	屋内消火栓設備	3,686	3 (100.0%)	0 (0.0%)	2 (66.7%)	0 (0.0%)	1 (33.3%)	0 (0.0%)	0 (0.0%)	0.08%	3 (100.0%)	0 (0.0%)	0	1 (33.3%)	2 (66.7%)	0 (0.0%)
		スプリンクラー設備	2,515	1 (100.0%)	1 (100.0%)	0 (0.0%)	0 (0.0%)	0 (0.0%)	0 (0.0%)	0 (0.0%)	0.04%	1 (100.0%)	1 (100.0%)	1 (100.0%)	0 (0.0%)	0 (0.0%)	0 (0.0%)
		自動火災報知設備	12,709	10 (100.0%)	3 (30.0%)	6 (60.0%)	0 (0.0%)	1 (10.0%)	0 (0.0%)	0 (0.0%)	0.08%	10 (100.0%)	6 (60.0%)	6 (100.0%)	3 (30.0%)	1 (10.0%)	0 (0.0%)
	川崎市消防局	屋内消火栓設備	918	1 (100.0%)	0 (0.0%)	0 (0.0%)	1 (100.0%)	0 (0.0%)	0 (0.0%)	0 (0.0%)	0.11%	1 (100.0%)	1 (100.0%)	1 (100.0%)	0 (0.0%)	0 (0.0%)	0 (0.0%)
		スプリンクラー設備	698	1 (100.0%)	1 (100.0%)	0 (0.0%)	0 (0.0%)	0 (0.0%)	0 (0.0%)	0 (0.0%)	0.14%	1 (100.0%)	0 (0.0%)	0	1 (100.0%)	0 (0.0%)	0 (0.0%)
		自動火災報知設備	5,052	9 (100.0%)	8 (88.9%)	1 (11.1%)	0 (0.0%)	0 (0.0%)	0 (0.0%)	0 (0.0%)	0.18%	9 (100.0%)	8 (88.9%)	8 (100.0%)	0 (0.0%)	1 (11.1%)	0 (0.0%)
	相模原市消防局	屋内消火栓設備	246	0	0	0	0	0	0	0	0.00%	0	0	0	0	0	0
		スプリンクラー設備	456	0	0	0	0	0	0	0	0.00%	0	0	0	0	0	0
		自動火災報知設備	2,873	0	0	0	0	0	0	0	0.00%	0	0	0	0	0	0
	横須賀市消防局	屋内消火栓設備	220	4 (100.0%)	2 (50.0%)	2 (50.0%)	0 (0.0%)	0 (0.0%)	0 (0.0%)	0 (0.0%)	1.82%	4 (100.0%)	4 (100.0%)	4 (100.0%)	0 (0.0%)	0 (0.0%)	0 (0.0%)
		スプリンクラー設備	295	0	0	0	0	0	0	0	0.00%	0	0	0	0	0	0
		自動火災報知設備	1,716	5 (100.0%)	5 (100.0%)	0 (0.0%)	0 (0.0%)	0 (0.0%)	0 (0.0%)	0 (0.0%)	0.29%	5 (100.0%)	5 (100.0%)	5 (100.0%)	0 (0.0%)	0 (0.0%)	0 (0.0%)
	平塚市消防本部	屋内消火栓設備	124	0	0	0	0	0	0	0	0.00%	0	0	0	0	0	0
		スプリンクラー設備	150	0	0	0	0	0	0	0	0.00%	0	0	0	0	0	0
		自動火災報知設備	929	5 (100.0%)	0 (0.0%)	0 (0.0%)	1 (20.0%)	4 (80.0%)	0 (0.0%)	0 (0.0%)	0.54%	5 (100.0%)	5 (100.0%)	5 (100.0%)	0 (0.0%)	0 (0.0%)	0 (0.0%)
	鎌倉市消防本部	屋内消火栓設備	102	0	0	0	0	0	0	0	0.00%	0	0	0	0	0	0
		スプリンクラー設備	107	0	0	0	0	0	0	0	0.00%	0	0	0	0	0	0
		自動火災報知設備	916	0	0	0	0	0	0	0	0.00%	0	0	0	0	0	0
	藤沢市消防局	屋内消火栓設備	199	1 (100.0%)	1 (100.0%)	0 (0.0%)	0 (0.0%)	0 (0.0%)	0 (0.0%)	0 (0.0%)	0.50%	1 (100.0%)	0 (0.0%)	0	1 (100.0%)	0 (0.0%)	0 (0.0%)
		スプリンクラー設備	158	0	0	0	0	0	0	0	0.00%	0	0	0	0	0	0
		自動火災報知設備	1,500	6 (100.0%)	2 (33.3%)	4 (66.7%)	0 (0.0%)	0 (0.0%)	0 (0.0%)	0 (0.0%)	0.40%	6 (100.0%)	5 (83.3%)	4 (80.0%)	1 (16.7%)	0 (0.0%)	0 (0.0%)
	小田原市消防本部	屋内消火栓設備	61	0	0	0	0	0	0	0	0.00%	0	0	0	0	0	0
		スプリンクラー設備	107	0	0	0	0	0	0	0	0.00%	0	0	0	0	0	0
		自動火災報知設備	1,229	7 (100.0%)	6 (85.7%)	1 (14.3%)	0 (0.0%)	0 (0.0%)	0 (0.0%)	0 (0.0%)	0.57%	7 (100.0%)	7 (100.0%)	7 (100.0%)	0 (0.0%)	0 (0.0%)	0 (0.0%)
	茅ヶ崎市消防本部	屋内消火栓設備	48	0	0	0	0	0	0	0	0.00%	0	0	0	0	0	0
		スプリンクラー設備	96	0	0	0	0	0	0	0	0.00%	0	0	0	0	0	0
		自動火災報知設備	670	1 (100.0%)	0 (0.0%)	1 (100.0%)	0 (0.0%)	0 (0.0%)	0 (0.0%)	0 (0.0%)	0.15%	1 (100.0%)	1 (100.0%)	1 (100.0%)	0 (0.0%)	0 (0.0%)	0 (0.0%)
	逗子市消防本部	屋内消火栓設備	32	0	0	0	0	0	0	0	0.00%	0	0	0	0	0	0
		スプリンクラー設備	34	2 (100.0%)	0 (0.0%)	1 (50.0%)	0 (0.0%)	1 (50.0%)	0 (0.0%)	0 (0.0%)	5.88%	2 (100.0%)	1 (50.0%)	1 (100.0%)	0 (0.0%)	0 (0.0%)	1 (50.0%)
		自動火災報知設備	201	1 (100.0%)	0 (0.0%)	1 (100.0%)	0 (0.0%)	0 (0.0%)	0 (0.0%)	0 (0.0%)	0.50%	1 (100.0%)	1 (100.0%)	1 (100.0%)	0 (0.0%)	0 (0.0%)	0 (0.0%)
	秦野市消防本部	屋内消火栓設備	53	0	0	0	0	0	0	0	0.00%	0	0	0	0	0	0
		スプリンクラー設備	106	0	0	0	0	0	0	0	0.00%	0	0	0	0	0	0
		自動火災報知設備	597	1 (100.0%)	0 (0.0%)	0 (0.0%)	0 (0.0%)	0 (0.0%)	1 (100.0%)	0 (0.0%)	0.17%	1 (100.0%)	1 (100.0%)	1 (100.0%)	0 (0.0%)	0 (0.0%)	0 (0.0%)

重大違反対象物※1の状況※2（特定防火対象物※3・消防用設備等別）

都道府県名	消防本部名	消防用設備等区分	義務対象物数※4	重大違反対象物数※5	違反覚知からの経過年数 ※6						重大違反率（%）	（参考）是正指導・是正措置の状況等					
					1年未満	1年以上3年未満	3年以上5年未満	5年以上10年未満	10年以上	不明※7		是正指導・是正措置中の対象物数	警告前段の行政指導実施中の対象物数	改修期限を定めている対象物数	警告対象物数	命令対象物数	告発対象物数
			A	B(B/B)	C(C/B)	D(D/B)	E(E/B)	F(F/B)	G(G/B)	H(H/B)	I(B/A)	J(J/B)	K(K/J)	L(L/K)	M(M/B)	N(N/B)	O(O/B)
	厚木市消防本部	屋内消火栓設備	169	1 (100.0%)	0 (0.0%)	0 (0.0%)	0 (0.0%)	0 (0.0%)	1 (100.0%)	0 (0.0%)	0.59%	1 (100.0%)	0 (0.0%)	0 –	1 (100.0%)	0 (0.0%)	0 (0.0%)
		スプリンクラー設備	157	2 (100.0%)	0 (0.0%)	0 (0.0%)	0 (0.0%)	0 (0.0%)	2 (100.0%)	0 (0.0%)	1.27%	2 (100.0%)	0 (0.0%)	0 –	2 (100.0%)	0 (0.0%)	0 (0.0%)
		自動火災報知設備	990	1 (100.0%)	0 (0.0%)	0 (0.0%)	1 (100.0%)	0 (0.0%)	0 (0.0%)	0 (0.0%)	0.10%	1 (100.0%)	0 (0.0%)	0 –	0 (0.0%)	1 (100.0%)	0 (0.0%)
	大和市消防本部	屋内消火栓設備	64	0 –	0 –	0 –	0 –	0 –	0 –	0 –	0.00%	0 –	0 –	0 –	0 –	0 –	0 –
		スプリンクラー設備	130	1 (100.0%)	0 (0.0%)	1 (100.0%)	0 (0.0%)	0 (0.0%)	0 (0.0%)	0 (0.0%)	0.77%	1 (100.0%)	1 (100.0%)	1 (100.0%)	0 (0.0%)	0 (0.0%)	0 (0.0%)
		自動火災報知設備	993	1 (100.0%)	0 (0.0%)	0 (0.0%)	0 (0.0%)	0 (0.0%)	1 (100.0%)	0 (0.0%)	0.10%	1 (100.0%)	0 (0.0%)	0 –	0 (0.0%)	1 (100.0%)	0 (0.0%)
	伊勢原市消防本部	屋内消火栓設備	43	0 –	0 –	0 –	0 –	0 –	0 –	0 –	0.00%	0 –	0 –	0 –	0 –	0 –	0 –
		スプリンクラー設備	68	0 –	0 –	0 –	0 –	0 –	0 –	0 –	0.00%	0 –	0 –	0 –	0 –	0 –	0 –
		自動火災報知設備	390	0 –	0 –	0 –	0 –	0 –	0 –	0 –	0.00%	0 –	0 –	0 –	0 –	0 –	0 –
	海老名市消防本部	屋内消火栓設備	47	0 –	0 –	0 –	0 –	0 –	0 –	0 –	0.00%	0 –	0 –	0 –	0 –	0 –	0 –
		スプリンクラー設備	86	0 –	0 –	0 –	0 –	0 –	0 –	0 –	0.00%	0 –	0 –	0 –	0 –	0 –	0 –
		自動火災報知設備	384	0 –	0 –	0 –	0 –	0 –	0 –	0 –	0.00%	0 –	0 –	0 –	0 –	0 –	0 –
	座間市消防本部	屋内消火栓設備	22	0 –	0 –	0 –	0 –	0 –	0 –	0 –	0.00%	0 –	0 –	0 –	0 –	0 –	0 –
		スプリンクラー設備	66	0 –	0 –	0 –	0 –	0 –	0 –	0 –	0.00%	0 –	0 –	0 –	0 –	0 –	0 –
		自動火災報知設備	316	0 –	0 –	0 –	0 –	0 –	0 –	0 –	0.00%	0 –	0 –	0 –	0 –	0 –	0 –
	綾瀬市消防本部	屋内消火栓設備	19	0 –	0 –	0 –	0 –	0 –	0 –	0 –	0.00%	0 –	0 –	0 –	0 –	0 –	0 –
		スプリンクラー設備	42	0 –	0 –	0 –	0 –	0 –	0 –	0 –	0.00%	0 –	0 –	0 –	0 –	0 –	0 –
		自動火災報知設備	191	0 –	0 –	0 –	0 –	0 –	0 –	0 –	0.00%	0 –	0 –	0 –	0 –	0 –	0 –
	葉山町消防本部	屋内消火栓設備	8	0 –	0 –	0 –	0 –	0 –	0 –	0 –	0.00%	0 –	0 –	0 –	0 –	0 –	0 –
		スプリンクラー設備	22	0 –	0 –	0 –	0 –	0 –	0 –	0 –	0.00%	0 –	0 –	0 –	0 –	0 –	0 –
		自動火災報知設備	125	1 (100.0%)	1 (100.0%)	0 (0.0%)	0 (0.0%)	0 (0.0%)	0 (0.0%)	0 (0.0%)	0.80%	1 (100.0%)	1 (100.0%)	1 (100.0%)	0 (0.0%)	0 (0.0%)	0 (0.0%)
	寒川町消防本部	屋内消火栓設備	9	0 –	0 –	0 –	0 –	0 –	0 –	0 –	0.00%	0 –	0 –	0 –	0 –	0 –	0 –
		スプリンクラー設備	26	0 –	0 –	0 –	0 –	0 –	0 –	0 –	0.00%	0 –	0 –	0 –	0 –	0 –	0 –
		自動火災報知設備	128	0 –	0 –	0 –	0 –	0 –	0 –	0 –	0.00%	0 –	0 –	0 –	0 –	0 –	0 –
	大磯町消防本部	屋内消火栓設備	14	0 –	0 –	0 –	0 –	0 –	0 –	0 –	0.00%	0 –	0 –	0 –	0 –	0 –	0 –
		スプリンクラー設備	16	0 –	0 –	0 –	0 –	0 –	0 –	0 –	0.00%	0 –	0 –	0 –	0 –	0 –	0 –
		自動火災報知設備	94	0 –	0 –	0 –	0 –	0 –	0 –	0 –	0.00%	0 –	0 –	0 –	0 –	0 –	0 –
	二宮町消防本部	屋内消火栓設備	8	0 –	0 –	0 –	0 –	0 –	0 –	0 –	0.00%	0 –	0 –	0 –	0 –	0 –	0 –
		スプリンクラー設備	10	0 –	0 –	0 –	0 –	0 –	0 –	0 –	0.00%	0 –	0 –	0 –	0 –	0 –	0 –
		自動火災報知設備	86	0 –	0 –	0 –	0 –	0 –	0 –	0 –	0.00%	0 –	0 –	0 –	0 –	0 –	0 –
	箱根町消防本部	屋内消火栓設備	243	0 –	0 –	0 –	0 –	0 –	0 –	0 –	0.00%	0 –	0 –	0 –	0 –	0 –	0 –
		スプリンクラー設備	37	0 –	0 –	0 –	0 –	0 –	0 –	0 –	0.00%	0 –	0 –	0 –	0 –	0 –	0 –
		自動火災報知設備	771	0 –	0 –	0 –	0 –	0 –	0 –	0 –	0.00%	0 –	0 –	0 –	0 –	0 –	0 –
	湯河原町消防本部	屋内消火栓設備	63	0 –	0 –	0 –	0 –	0 –	0 –	0 –	0.00%	0 –	0 –	0 –	0 –	0 –	0 –
		スプリンクラー設備	32	0 –	0 –	0 –	0 –	0 –	0 –	0 –	0.00%	0 –	0 –	0 –	0 –	0 –	0 –
		自動火災報知設備	294	0 –	0 –	0 –	0 –	0 –	0 –	0 –	0.00%	0 –	0 –	0 –	0 –	0 –	0 –

別紙２－２

重大違反対象物※1の状況※2（特定防火対象物※3・消防用設備等別）

都道府県名	消防本部名	消防用設備等区分	義務対象物数※4	重大違反対象物数※5	違反覚知からの経過年数 ※6						重大違反率（%）	（参考）是正指導・是正措置の状況等					
					1年未満	1年以上3年未満	3年以上5年未満	5年以上10年未満	10年以上	不明※7		是正指導・是正措置中の対象物数	警告前段の行政指導実施中の対象物数	改修期限を定めている対象物数	警告対象物数	命令対象物数	告発対象物数
			A	B(B/B)	C(C/B)	D(D/B)	E(E/B)	F(F/B)	G(G/B)	H(H/B)	I(B/A)	J(J/B)	K(K/J)	L(L/K)	M(M/B)	N(N/B)	O(O/B)
	愛川町消防本部	屋内消火栓設備	36	0	0	0	0	0	0	0	0.00%	0	0	0	0	0	0
		スプリンクラー設備	19	0	0	0	0	0	0	0	0.00%	0	0	0	0	0	0
		自動火災報知設備	132	0	0	0	0	0	0	0	0.00%	0	0	0	0	0	0
新潟県		屋内消火栓設備	2,210	43 (100.0%)	32 (74.4%)	7 (16.3%)	2 (4.7%)	0 (0.0%)	2 (4.7%)	0 (0.0%)	1.95%	43 (100.0%)	23 (53.5%)	22 (95.7%)	20 (46.5%)	0 (0.0%)	0 (0.0%)
		スプリンクラー設備	1,703	0	0	0	0	0	0	0	0.00%	0	0	0	0	0	0
		自動火災報知設備	14,173	36 (100.0%)	12 (33.3%)	9 (25.0%)	3 (8.3%)	1 (2.8%)	11 (30.6%)	0 (0.0%)	0.25%	36 (100.0%)	34 (94.4%)	33 (97.1%)	2 (5.6%)	0 (0.0%)	0 (0.0%)
	新潟市消防局	屋内消火栓設備	602	0	0	0	0	0	0	0	0.00%	0	0	0	0	0	0
		スプリンクラー設備	578	0	0	0	0	0	0	0	0.00%	0	0	0	0	0	0
		自動火災報知設備	3,828	0	0	0	0	0	0	0	0.00%	0	0	0	0	0	0
	長岡市消防本部	屋内消火栓設備	238	0	0	0	0	0	0	0	0.00%	0	0	0	0	0	0
		スプリンクラー設備	162	0	0	0	0	0	0	0	0.00%	0	0	0	0	0	0
		自動火災報知設備	1,436	0	0	0	0	0	0	0	0.00%	0	0	0	0	0	0
	三条市消防本部	屋内消火栓設備	86	0	0	0	0	0	0	0	0.00%	0	0	0	0	0	0
		スプリンクラー設備	55	0	0	0	0	0	0	0	0.00%	0	0	0	0	0	0
		自動火災報知設備	455	3 (100.0%)	1 (33.3%)	0 (0.0%)	0 (0.0%)	1 (33.3%)	1 (33.3%)	0 (0.0%)	0.66%	3 (100.0%)	2 (66.7%)	2 (100.0%)	1 (33.3%)	0 (0.0%)	0 (0.0%)
	柏崎市消防本部	屋内消火栓設備	85	0	0	0	0	0	0	0	0.00%	0	0	0	0	0	0
		スプリンクラー設備	81	0	0	0	0	0	0	0	0.00%	0	0	0	0	0	0
		自動火災報知設備	726	0	0	0	0	0	0	0	0.00%	0	0	0	0	0	0
	小千谷市消防本部	屋内消火栓設備	30	0	0	0	0	0	0	0	0.00%	0	0	0	0	0	0
		スプリンクラー設備	27	0	0	0	0	0	0	0	0.00%	0	0	0	0	0	0
		自動火災報知設備	235	1 (100.0%)	0 (0.0%)	1 (100.0%)	0 (0.0%)	0 (0.0%)	0 (0.0%)	0 (0.0%)	0.43%	1 (100.0%)	1 (100.0%)	1 (100.0%)	0 (0.0%)	0 (0.0%)	0 (0.0%)
	見附市消防本部	屋内消火栓設備	23	0	0	0	0	0	0	0	0.00%	0	0	0	0	0	0
		スプリンクラー設備	31	0	0	0	0	0	0	0	0.00%	0	0	0	0	0	0
		自動火災報知設備	192	0	0	0	0	0	0	0	0.00%	0	0	0	0	0	0
	村上市消防本部	屋内消火栓設備	57	0	0	0	0	0	0	0	0.00%	0	0	0	0	0	0
		スプリンクラー設備	65	0	0	0	0	0	0	0	0.00%	0	0	0	0	0	0
		自動火災報知設備	567	0	0	0	0	0	0	0	0.00%	0	0	0	0	0	0
	糸魚川市消防本部	屋内消火栓設備	57	0	0	0	0	0	0	0	0.00%	0	0	0	0	0	0
		スプリンクラー設備	48	0	0	0	0	0	0	0	0.00%	0	0	0	0	0	0
		自動火災報知設備	332	0	0	0	0	0	0	0	0.00%	0	0	0	0	0	0
	五泉市消防本部	屋内消火栓設備	42	0	0	0	0	0	0	0	0.00%	0	0	0	0	0	0
		スプリンクラー設備	40	0	0	0	0	0	0	0	0.00%	0	0	0	0	0	0
		自動火災報知設備	296	0	0	0	0	0	0	0	0.00%	0	0	0	0	0	0
	阿賀野市消防本部	屋内消火栓設備	35	1 (100.0%)	0 (0.0%)	1 (100.0%)	0 (0.0%)	0 (0.0%)	0 (0.0%)	0 (0.0%)	2.86%	1 (100.0%)	1 (100.0%)	1 (100.0%)	0 (0.0%)	0 (0.0%)	0 (0.0%)
		スプリンクラー設備	23	0	0	0	0	0	0	0	0.00%	0	0	0	0	0	0
		自動火災報知設備	231	0	0	0	0	0	0	0	0.00%	0	0	0	0	0	0

重大違反対象物※1の状況※2（特定防火対象物※3・消防用設備等別）

都道府県名	消防本部名	消防用設備等区分	義務対象物数※4	重大違反対象物数※5	違反覚知からの経過年数 ※6						重大違反率（%）	（参考）是正指導・是正措置の状況等					
					1年未満	1年以上3年未満	3年以上5年未満	5年以上10年未満	10年以上	不明※7		是正指導・是正措置中の対象物数	警告前段の行政指導実施中の対象物数	改修期限を定めている対象物数	警告対象物数	命令対象物数	告発対象物数
			A	B(B/B)	C(C/B)	D(D/B)	E(E/B)	F(F/B)	G(G/B)	H(H/B)	I(B/A)	J(J/B)	K(K/J)	L(L/K)	M(M/B)	N(N/B)	O(O/B)
	佐渡市消防本部	屋内消火栓設備	69	2 (100.0%)	2 (100.0%)	0 (0.0%)	0 (0.0%)	0 (0.0%)	0 (0.0%)	0 (0.0%)	2.90%	2 (100.0%)	1 (50.0%)	0 (0.0%)	1 (50.0%)	0 (0.0%)	0 (0.0%)
		スプリンクラー設備	42	0 –	0 –	0 –	0 –	0 –	0 –	0 –	0.00%	0 –	0 –	0 –	0 –	0 –	0 –
		自動火災報知設備	503	0 –	0 –	0 –	0 –	0 –	0 –	0 –	0.00%	0 –	0 –	0 –	0 –	0 –	0 –
	魚沼市消防本部	屋内消火栓設備	55	0 –	0 –	0 –	0 –	0 –	0 –	0 –	0.00%	0 –	0 –	0 –	0 –	0 –	0 –
		スプリンクラー設備	38	0 –	0 –	0 –	0 –	0 –	0 –	0 –	0.00%	0 –	0 –	0 –	0 –	0 –	0 –
		自動火災報知設備	368	0 –	0 –	0 –	0 –	0 –	0 –	0 –	0.00%	0 –	0 –	0 –	0 –	0 –	0 –
	南魚沼市消防本部	屋内消火栓設備	179	16 (100.0%)	10 (62.5%)	5 (31.3%)	1 (6.3%)	0 (0.0%)	0 (0.0%)	0 (0.0%)	8.94%	16 (100.0%)	16 (100.0%)	16 (100.0%)	0 (0.0%)	0 (0.0%)	0 (0.0%)
		スプリンクラー設備	60	0 –	0 –	0 –	0 –	0 –	0 –	0 –	0.00%	0 –	0 –	0 –	0 –	0 –	0 –
		自動火災報知設備	1,046	15 (100.0%)	11 (73.3%)	3 (20.0%)	1 (6.7%)	0 (0.0%)	0 (0.0%)	0 (0.0%)	1.43%	15 (100.0%)	15 (100.0%)	15 (100.0%)	0 (0.0%)	0 (0.0%)	0 (0.0%)
	阿賀町消防本部	屋内消火栓設備	17	2 (100.0%)	0 (0.0%)	0 (0.0%)	1 (50.0%)	0 (0.0%)	1 (50.0%)	0 (0.0%)	11.76%	2 (100.0%)	2 (100.0%)	2 (100.0%)	0 (0.0%)	0 (0.0%)	0 (0.0%)
		スプリンクラー設備	12	0 –	0 –	0 –	0 –	0 –	0 –	0 –	0.00%	0 –	0 –	0 –	0 –	0 –	0 –
		自動火災報知設備	105	3 (100.0%)	0 (0.0%)	2 (66.7%)	0 (0.0%)	0 (0.0%)	1 (33.3%)	0 (0.0%)	2.86%	3 (100.0%)	3 (100.0%)	3 (100.0%)	0 (0.0%)	0 (0.0%)	0 (0.0%)
	加茂地域消防本部	屋内消火栓設備	24	1 (100.0%)	0 (0.0%)	0 (0.0%)	0 (0.0%)	0 (0.0%)	1 (100.0%)	0 (0.0%)	4.17%	1 (100.0%)	1 (100.0%)	1 (100.0%)	0 (0.0%)	0 (0.0%)	0 (0.0%)
		スプリンクラー設備	19	0 –	0 –	0 –	0 –	0 –	0 –	0 –	0.00%	0 –	0 –	0 –	0 –	0 –	0 –
		自動火災報知設備	168	1 (100.0%)	0 (0.0%)	0 (0.0%)	0 (0.0%)	0 (0.0%)	1 (100.0%)	0 (0.0%)	0.60%	1 (100.0%)	1 (100.0%)	1 (100.0%)	0 (0.0%)	0 (0.0%)	0 (0.0%)
	燕・弥彦総合事務組合消防本部	屋内消火栓設備	62	1 (100.0%)	1 (100.0%)	0 (0.0%)	0 (0.0%)	0 (0.0%)	0 (0.0%)	0 (0.0%)	1.61%	1 (100.0%)	1 (100.0%)	1 (100.0%)	0 (0.0%)	0 (0.0%)	0 (0.0%)
		スプリンクラー設備	54	0 –	0 –	0 –	0 –	0 –	0 –	0 –	0.00%	0 –	0 –	0 –	0 –	0 –	0 –
		自動火災報知設備	448	4 (100.0%)	0 (0.0%)	1 (25.0%)	0 (0.0%)	0 (0.0%)	3 (75.0%)	0 (0.0%)	0.89%	4 (100.0%)	3 (75.0%)	3 (100.0%)	1 (25.0%)	0 (0.0%)	0 (0.0%)
	新発田地域広域事務組合消防本部	屋内消火栓設備	134	0 –	0 –	0 –	0 –	0 –	0 –	0 –	0.00%	0 –	0 –	0 –	0 –	0 –	0 –
		スプリンクラー設備	95	0 –	0 –	0 –	0 –	0 –	0 –	0 –	0.00%	0 –	0 –	0 –	0 –	0 –	0 –
		自動火災報知設備	748	8 (100.0%)	0 (0.0%)	1 (12.5%)	2 (25.0%)	0 (0.0%)	5 (62.5%)	0 (0.0%)	1.07%	8 (100.0%)	8 (100.0%)	8 (100.0%)	0 (0.0%)	0 (0.0%)	0 (0.0%)
	十日町地域消防本部	屋内消火栓設備	92	0 –	0 –	0 –	0 –	0 –	0 –	0 –	0.00%	0 –	0 –	0 –	0 –	0 –	0 –
		スプリンクラー設備	50	0 –	0 –	0 –	0 –	0 –	0 –	0 –	0.00%	0 –	0 –	0 –	0 –	0 –	0 –
		自動火災報知設備	598	1 (100.0%)	0 (0.0%)	1 (100.0%)	0 (0.0%)	0 (0.0%)	0 (0.0%)	0 (0.0%)	0.17%	1 (100.0%)	1 (100.0%)	0 (0.0%)	0 (0.0%)	0 (0.0%)	0 (0.0%)
	上越地域消防局	屋内消火栓設備	323	20 (100.0%)	19 (95.0%)	1 (5.0%)	0 (0.0%)	0 (0.0%)	0 (0.0%)	0 (0.0%)	6.19%	20 (100.0%)	1 (5.0%)	1 (100.0%)	19 (95.0%)	0 (0.0%)	0 (0.0%)
		スプリンクラー設備	223	0 –	0 –	0 –	0 –	0 –	0 –	0 –	0.00%	0 –	0 –	0 –	0 –	0 –	0 –
		自動火災報知設備	1,891	0 –	0 –	0 –	0 –	0 –	0 –	0 –	0.00%	0 –	0 –	0 –	0 –	0 –	0 –
富山県		屋内消火栓設備	748	1 (100.0%)	0 (0.0%)	1 (100.0%)	0 (0.0%)	0 (0.0%)	0 (0.0%)	0 (0.0%)	0.13%	1 (100.0%)	1 (100.0%)	1 (100.0%)	0 (0.0%)	0 (0.0%)	0 (0.0%)
		スプリンクラー設備	845	1 (100.0%)	0 (0.0%)	1 (100.0%)	0 (0.0%)	0 (0.0%)	0 (0.0%)	0 (0.0%)	0.12%	1 (100.0%)	0 (0.0%)	0 –	1 (100.0%)	0 (0.0%)	0 (0.0%)
		自動火災報知設備	5,035	8 (100.0%)	3 (37.5%)	3 (37.5%)	0 (0.0%)	1 (12.5%)	1 (12.5%)	0 (0.0%)	0.16%	8 (100.0%)	6 (75.0%)	6 (100.0%)	1 (12.5%)	1 (12.5%)	0 (0.0%)
	富山市消防局	屋内消火栓設備	302	0 –	0 –	0 –	0 –	0 –	0 –	0 –	0.00%	0 –	0 –	0 –	0 –	0 –	0 –
		スプリンクラー設備	362	1 (100.0%)	0 (0.0%)	1 (100.0%)	0 (0.0%)	0 (0.0%)	0 (0.0%)	0 (0.0%)	0.28%	1 (100.0%)	0 (0.0%)	0 –	1 (100.0%)	0 (0.0%)	0 (0.0%)
		自動火災報知設備	2,020	0 –	0 –	0 –	0 –	0 –	0 –	0 –	0.00%	0 –	0 –	0 –	0 –	0 –	0 –
	高岡市消防本部	屋内消火栓設備	126	0 –	0 –	0 –	0 –	0 –	0 –	0 –	0.00%	0 –	0 –	0 –	0 –	0 –	0 –
		スプリンクラー設備	147	0 –	0 –	0 –	0 –	0 –	0 –	0 –	0.00%	0 –	0 –	0 –	0 –	0 –	0 –
		自動火災報知設備	945	2 (100.0%)	2 (100.0%)	0 (0.0%)	0 (0.0%)	0 (0.0%)	0 (0.0%)	0 (0.0%)	0.21%	2 (100.0%)	1 (50.0%)	1 (100.0%)	1 (50.0%)	0 (0.0%)	0 (0.0%)

別紙２－２

重大違反対象物※1の状況※2（特定防火対象物※3・消防用設備等別）

都道府県名	消防本部名	消防用設備等区分	義務対象物数※4	重大違反対象物数※5	違反覚知からの経過年数 ※6						重大違反率（%）	（参考）是正指導・是正措置の状況等					
					1年未満	1年以上3年未満	3年以上5年未満	5年以上10年未満	10年以上	不明※7		是正指導・是正措置中の対象物数	警告前段の行政指導実施中の対象物数	改修期限を定めている対象物数	警告対象物数	命令対象物数	告発対象物数
			A	B(B/B)	C(C/B)	D(D/B)	E(E/B)	F(F/B)	G(G/B)	H(H/B)	I(B/A)	J(J/B)	K(K/J)	L(L/K)	M(M/B)	N(N/B)	O(O/B)
	氷見市消防本部	屋内消火栓設備	38	1 (100.0%)	0 (0.0%)	1 (100.0%)	0 (0.0%)	0 (0.0%)	0 (0.0%)	0 (0.0%)	2.63%	1 (100.0%)	1 (100.0%)	1 (100.0%)	0 (0.0%)	0 (0.0%)	0 (0.0%)
		スプリンクラー設備	41	0	0	0	0	0	0	0	0.00%	0	0	0	0	0	0
		自動火災報知設備	295	2 (100.0%)	0 (0.0%)	2 (100.0%)	0 (0.0%)	0 (0.0%)	0 (0.0%)	0 (0.0%)	0.68%	2 (100.0%)	2 (100.0%)	2 (100.0%)	0 (0.0%)	0 (0.0%)	0 (0.0%)
	射水市消防本部	屋内消火栓設備	57	0	0	0	0	0	0	0	0.00%	0	0	0	0	0	0
		スプリンクラー設備	69	0	0	0	0	0	0	0	0.00%	0	0	0	0	0	0
		自動火災報知設備	411	0	0	0	0	0	0	0	0.00%	0	0	0	0	0	0
	立山町消防本部	屋内消火栓設備	22	0	0	0	0	0	0	0	0.00%	0	0	0	0	0	0
		スプリンクラー設備	23	0	0	0	0	0	0	0	0.00%	0	0	0	0	0	0
		自動火災報知設備	126	1 (100.0%)	0 (0.0%)	0 (0.0%)	0 (0.0%)	0 (0.0%)	1 (100.0%)	0 (0.0%)	0.79%	1 (100.0%)	1 (100.0%)	1 (100.0%)	0 (0.0%)	0 (0.0%)	0 (0.0%)
	砺波地域消防組合消防本部	屋内消火栓設備	45	0	0	0	0	0	0	0	0.00%	0	0	0	0	0	0
		スプリンクラー設備	48	0	0	0	0	0	0	0	0.00%	0	0	0	0	0	0
		自動火災報知設備	295	1 (100.0%)	0 (0.0%)	0 (0.0%)	0 (0.0%)	1 (100.0%)	0 (0.0%)	0 (0.0%)	0.34%	1 (100.0%)	1 (100.0%)	1 (100.0%)	0 (0.0%)	0 (0.0%)	0 (0.0%)
	富山県東部消防組合消防本部	屋内消火栓設備	70	0	0	0	0	0	0	0	0.00%	0	0	0	0	0	0
		スプリンクラー設備	84	0	0	0	0	0	0	0	0.00%	0	0	0	0	0	0
		自動火災報知設備	520	1 (100.0%)	1 (100.0%)	0 (0.0%)	0 (0.0%)	0 (0.0%)	0 (0.0%)	0 (0.0%)	0.19%	1 (100.0%)	1 (100.0%)	1 (100.0%)	0 (0.0%)	0 (0.0%)	0 (0.0%)
	新川地域消防本部	屋内消火栓設備	88	0	0	0	0	0	0	0	0.00%	0	0	0	0	0	0
		スプリンクラー設備	71	0	0	0	0	0	0	0	0.00%	0	0	0	0	0	0
		自動火災報知設備	423	1 (100.0%)	0 (0.0%)	1 (100.0%)	0 (0.0%)	0 (0.0%)	0 (0.0%)	0 (0.0%)	0.24%	1 (100.0%)	0 (0.0%)	0	0 (0.0%)	1 (100.0%)	0 (0.0%)
石川県		屋内消火栓設備	969	4 (100.0%)	0 (0.0%)	1 (25.0%)	1 (25.0%)	0 (0.0%)	2 (50.0%)	0 (0.0%)	0.41%	4 (100.0%)	4 (100.0%)	4 (100.0%)	0 (0.0%)	0 (0.0%)	0 (0.0%)
		スプリンクラー設備	985	1 (100.0%)	0 (0.0%)	0 (0.0%)	0 (0.0%)	0 (0.0%)	1 (100.0%)	0 (0.0%)	0.10%	1 (100.0%)	1 (100.0%)	1 (100.0%)	0 (0.0%)	0 (0.0%)	0 (0.0%)
		自動火災報知設備	7,797	18 (100.0%)	0 (0.0%)	2 (11.1%)	1 (5.6%)	5 (27.8%)	10 (55.6%)	0 (0.0%)	0.23%	18 (100.0%)	17 (94.4%)	16 (94.1%)	0 (0.0%)	1 (5.6%)	0 (0.0%)
	金沢市消防局	屋内消火栓設備	314	0	0	0	0	0	0	0	0.00%	0	0	0	0	0	0
		スプリンクラー設備	407	0	0	0	0	0	0	0	0.00%	0	0	0	0	0	0
		自動火災報知設備	2,946	0	0	0	0	0	0	0	0.00%	0	0	0	0	0	0
	七尾鹿島消防本部	屋内消火栓設備	87	0	0	0	0	0	0	0	0.00%	0	0	0	0	0	0
		スプリンクラー設備	65	0	0	0	0	0	0	0	0.00%	0	0	0	0	0	0
		自動火災報知設備	524	6 (100.0%)	0 (0.0%)	1 (16.7%)	0 (0.0%)	4 (66.7%)	1 (16.7%)	0 (0.0%)	1.15%	6 (100.0%)	5 (83.3%)	5 (100.0%)	0 (0.0%)	1 (16.7%)	0 (0.0%)
	小松市消防本部	屋内消火栓設備	79	0	0	0	0	0	0	0	0.00%	0	0	0	0	0	0
		スプリンクラー設備	71	0	0	0	0	0	0	0	0.00%	0	0	0	0	0	0
		自動火災報知設備	608	0	0	0	0	0	0	0	0.00%	0	0	0	0	0	0
	加賀市消防本部	屋内消火栓設備	127	0	0	0	0	0	0	0	0.00%	0	0	0	0	0	0
		スプリンクラー設備	94	0	0	0	0	0	0	0	0.00%	0	0	0	0	0	0
		自動火災報知設備	919	0	0	0	0	0	0	0	0.00%	0	0	0	0	0	0
	かほく市消防本部	屋内消火栓設備	27	0	0	0	0	0	0	0	0.00%	0	0	0	0	0	0
		スプリンクラー設備	23	0	0	0	0	0	0	0	0.00%	0	0	0	0	0	0
		自動火災報知設備	183	0	0	0	0	0	0	0	0.00%	0	0	0	0	0	0

別紙２－２

重大違反対象物※1の状況※2（特定防火対象物※3・消防用設備等別）

都道府県名	消防本部名	消防用設備等区分	義務対象物数※4	重大違反対象物数※5	違反覚知からの経過年数 ※6						重大違反率（%）	（参考）是正指導・是正措置の状況等					
					1年未満	1年以上3年未満	3年以上5年未満	5年以上10年未満	10年以上	不明※7		是正指導・是正措置中の対象物数	警告前段の行政指導実施中の対象物数	改修期限を定めている対象物数	警告対象物数	命令対象物数	告発対象物数
			A	B(B/B)	C(C/B)	D(D/B)	E(E/B)	F(F/B)	G(G/B)	H(H/B)	I(B/A)	J(J/B)	K(K/J)	L(L/K)	M(M/B)	N(N/B)	O(O/B)
	能美市消防本部	屋内消火栓設備	35	0	0	0	0	0	0	0	0.00%	0	0	0	0	0	0
		スプリンクラー設備	28	0	0	0	0	0	0	0	0.00%	0	0	0	0	0	0
		自動火災報知設備	263	0	0	0	0	0	0	0	0.00%	0	0	0	0	0	0
	津幡町消防本部	屋内消火栓設備	24	0	0	0	0	0	0	0	0.00%	0	0	0	0	0	0
		スプリンクラー設備	28	0	0	0	0	0	0	0	0.00%	0	0	0	0	0	0
		自動火災報知設備	174	0	0	0	0	0	0	0	0.00%	0	0	0	0	0	0
	内灘町消防本部	屋内消火栓設備	12	0	0	0	0	0	0	0	0.00%	0	0	0	0	0	0
		スプリンクラー設備	18	0	0	0	0	0	0	0	0.00%	0	0	0	0	0	0
		自動火災報知設備	80	0	0	0	0	0	0	0	0.00%	0	0	0	0	0	0
	羽咋郡市広域圏事務組合消防本部	屋内消火栓設備	50	0	0	0	0	0	0	0	0.00%	0	0	0	0	0	0
		スプリンクラー設備	57	0	0	0	0	0	0	0	0.00%	0	0	0	0	0	0
		自動火災報知設備	429	0	0	0	0	0	0	0	0.00%	0	0	0	0	0	0
	白山野々市広域消防本部	屋内消火栓設備	145	3 (100.0%)	0 (0.0%)	1 (33.3%)	0 (0.0%)	0 (0.0%)	2 (66.7%)	0 (0.0%)	2.07%	3 (100.0%)	3 (100.0%)	3 (100.0%)	0 (0.0%)	0 (0.0%)	0 (0.0%)
		スプリンクラー設備	122	1 (100.0%)	0 (0.0%)	0 (0.0%)	0 (0.0%)	0 (0.0%)	1 (100.0%)	0 (0.0%)	0.82%	1 (100.0%)	1 (100.0%)	1 (100.0%)	0 (0.0%)	0 (0.0%)	0 (0.0%)
		自動火災報知設備	1,066	9 (100.0%)	0 (0.0%)	1 (11.1%)	0 (0.0%)	0 (0.0%)	8 (88.9%)	0 (0.0%)	0.84%	9 (100.0%)	9 (100.0%)	9 (100.0%)	0 (0.0%)	0 (0.0%)	0 (0.0%)
	奥能登広域圏事務組合消防本部	屋内消火栓設備	69	1 (100.0%)	0 (0.0%)	0 (0.0%)	1 (100.0%)	0 (0.0%)	0 (0.0%)	0 (0.0%)	1.45%	1 (100.0%)	1 (100.0%)	1 (100.0%)	0 (0.0%)	0 (0.0%)	0 (0.0%)
		スプリンクラー設備	72	0	0	0	0	0	0	0	0.00%	0	0	0	0	0	0
		自動火災報知設備	605	3 (100.0%)	0 (0.0%)	0 (0.0%)	1 (33.3%)	1 (33.3%)	1 (33.3%)	0 (0.0%)	0.50%	3 (100.0%)	3 (100.0%)	2 (66.7%)	0 (0.0%)	0 (0.0%)	0 (0.0%)
福井県		屋内消火栓設備	811	8 (100.0%)	2 (25.0%)	1 (12.5%)	0 (0.0%)	4 (50.0%)	1 (12.5%)	0 (0.0%)	0.99%	8 (100.0%)	6 (75.0%)	6 (100.0%)	1 (12.5%)	1 (12.5%)	0 (0.0%)
		スプリンクラー設備	596	0	0	0	0	0	0	0	0.00%	0	0	0	0	0	0
		自動火災報知設備	6,052	11 (100.0%)	4 (36.4%)	3 (27.3%)	1 (9.1%)	3 (27.3%)	0 (0.0%)	0 (0.0%)	0.18%	11 (100.0%)	9 (81.8%)	9 (100.0%)	2 (18.2%)	0 (0.0%)	0 (0.0%)
	福井市消防局	屋内消火栓設備	283	0	0	0	0	0	0	0	0.00%	0	0	0	0	0	0
		スプリンクラー設備	228	0	0	0	0	0	0	0	0.00%	0	0	0	0	0	0
		自動火災報知設備	2,189	0	0	0	0	0	0	0	0.00%	0	0	0	0	0	0
	大野市消防本部	屋内消火栓設備	49	0	0	0	0	0	0	0	0.00%	0	0	0	0	0	0
		スプリンクラー設備	29	0	0	0	0	0	0	0	0.00%	0	0	0	0	0	0
		自動火災報知設備	265	0	0	0	0	0	0	0	0.00%	0	0	0	0	0	0
	勝山市消防本部	屋内消火栓設備	24	0	0	0	0	0	0	0	0.00%	0	0	0	0	0	0
		スプリンクラー設備	22	0	0	0	0	0	0	0	0.00%	0	0	0	0	0	0
		自動火災報知設備	143	0	0	0	0	0	0	0	0.00%	0	0	0	0	0	0
	永平寺町消防本部	屋内消火栓設備	18	0	0	0	0	0	0	0	0.00%	0	0	0	0	0	0
		スプリンクラー設備	8	0	0	0	0	0	0	0	0.00%	0	0	0	0	0	0
		自動火災報知設備	88	0	0	0	0	0	0	0	0.00%	0	0	0	0	0	0
	嶺北消防組合消防本部	屋内消火栓設備	130	3 (100.0%)	1 (33.3%)	1 (33.3%)	0 (0.0%)	0 (0.0%)	1 (33.3%)	0 (0.0%)	2.31%	3 (100.0%)	2 (66.7%)	2 (100.0%)	0 (0.0%)	1 (33.3%)	0 (0.0%)
		スプリンクラー設備	74	0	0	0	0	0	0	0	0.00%	0	0	0	0	0	0
		自動火災報知設備	707	3 (100.0%)	1 (33.3%)	2 (66.7%)	0 (0.0%)	0 (0.0%)	0 (0.0%)	0 (0.0%)	0.42%	3 (100.0%)	3 (100.0%)	3 (100.0%)	0 (0.0%)	0 (0.0%)	0 (0.0%)

別紙２－２

重大違反対象物※1の状況※2（特定防火対象物※3・消防用設備等別）

都道府県名	消防本部名	消防用設備等区分	義務対象物数※4	重大違反対象物数※5	違反覚知からの経過年数 ※6						重大違反率（%）	（参考）是正指導・是正措置の状況等					
					1年未満	1年以上3年未満	3年以上5年未満	5年以上10年未満	10年以上	不明※7		是正指導・是正措置中の対象物数	警告前段の行政指導実施中の対象物数	改修期限を定めている対象物数	警告対象物数	命令対象物数	告発対象物数
			A	B(B/B)	C(C/B)	D(D/B)	E(E/B)	F(F/B)	G(G/B)	H(H/B)	I(B/A)	J(J/B)	K(K/J)	L(L/K)	M(M/B)	N(N/B)	O(O/B)
	鯖江・丹生消防組合消防本部	屋内消火栓設備	89	1 (100.0%)	1 (100.0%)	0 (0.0%)	0 (0.0%)	0 (0.0%)	0 (0.0%)	0 (0.0%)	1.12%	1 (100.0%)	0 (0.0%)	–	1 (100.0%)	0 (0.0%)	0 (0.0%)
		スプリンクラー設備	52	0	0	0	0	0	0	0	0.00%	0	0	0	0	0	0
		自動火災報知設備	607	4 (100.0%)	3 (75.0%)	1 (25.0%)	0 (0.0%)	0 (0.0%)	0 (0.0%)	0 (0.0%)	0.66%	4 (100.0%)	2 (50.0%)	2 (100.0%)	2 (50.0%)	0 (0.0%)	0 (0.0%)
	南越消防組合消防本部	屋内消火栓設備	79	0	0	0	0	0	0	0	0.00%	0	0	0	0	0	0
		スプリンクラー設備	77	0	0	0	0	0	0	0	0.00%	0	0	0	0	0	0
		自動火災報知設備	666	0	0	0	0	0	0	0	0.00%	0	0	0	0	0	0
	敦賀美方消防組合消防本部	屋内消火栓設備	86	0	0	0	0	0	0	0	0.00%	0	0	0	0	0	0
		スプリンクラー設備	62	0	0	0	0	0	0	0	0.00%	0	0	0	0	0	0
		自動火災報知設備	734	0	0	0	0	0	0	0	0.00%	0	0	0	0	0	0
	若狭消防組合消防本部	屋内消火栓設備	53	4 (100.0%)	0 (0.0%)	0 (0.0%)	0 (0.0%)	4 (100.0%)	0 (0.0%)	0 (0.0%)	7.55%	4 (100.0%)	4 (100.0%)	4 (100.0%)	0 (0.0%)	0 (0.0%)	0 (0.0%)
		スプリンクラー設備	44	0	0	0	0	0	0	0	0.00%	0	0	0	0	0	0
		自動火災報知設備	653	4 (100.0%)	0 (0.0%)	0 (0.0%)	1 (25.0%)	3 (75.0%)	0 (0.0%)	0 (0.0%)	0.61%	4 (100.0%)	4 (100.0%)	4 (100.0%)	0 (0.0%)	0 (0.0%)	0 (0.0%)
山梨県		屋内消火栓設備	982	16 (100.0%)	6 (37.5%)	5 (31.3%)	1 (6.3%)	1 (6.3%)	3 (18.8%)	0 (0.0%)	1.63%	16 (100.0%)	15 (93.8%)	5 (33.3%)	1 (6.3%)	0 (0.0%)	0 (0.0%)
		スプリンクラー設備	643	1 (100.0%)	1 (100.0%)	0 (0.0%)	0 (0.0%)	0 (0.0%)	0 (0.0%)	0 (0.0%)	0.16%	1 (100.0%)	1 (100.0%)	0 (0.0%)	0 (0.0%)	0 (0.0%)	0 (0.0%)
		自動火災報知設備	6,917	38 (100.0%)	22 (57.9%)	6 (15.8%)	0 (0.0%)	0 (0.0%)	10 (26.3%)	0 (0.0%)	0.55%	38 (100.0%)	32 (84.2%)	26 (81.3%)	6 (15.8%)	0 (0.0%)	0 (0.0%)
	甲府地区広域行政事務組合消防本部	屋内消火栓設備	204	0	0	0	0	0	0	0	0.00%	0	0	0	0	0	0
		スプリンクラー設備	221	0	0	0	0	0	0	0	0.00%	0	0	0	0	0	0
		自動火災報知設備	1,941	5 (100.0%)	4 (80.0%)	1 (20.0%)	0 (0.0%)	0 (0.0%)	0 (0.0%)	0 (0.0%)	0.26%	5 (100.0%)	5 (100.0%)	5 (100.0%)	0 (0.0%)	0 (0.0%)	0 (0.0%)
	都留市消防本部	屋内消火栓設備	31	1 (100.0%)	0 (0.0%)	1 (100.0%)	0 (0.0%)	0 (0.0%)	0 (0.0%)	0 (0.0%)	3.23%	1 (100.0%)	1 (100.0%)	1 (100.0%)	0 (0.0%)	0 (0.0%)	0 (0.0%)
		スプリンクラー設備	17	0	0	0	0	0	0	0	0.00%	0	0	0	0	0	0
		自動火災報知設備	206	0	0	0	0	0	0	0	0.00%	0	0	0	0	0	0
	富士五湖消防本部	屋内消火栓設備	358	0	0	0	0	0	0	0	0.00%	0	0	0	0	0	0
		スプリンクラー設備	109	0	0	0	0	0	0	0	0.00%	0	0	0	0	0	0
		自動火災報知設備	1,728	9 (100.0%)	9 (100.0%)	0 (0.0%)	0 (0.0%)	0 (0.0%)	0 (0.0%)	0 (0.0%)	0.52%	9 (100.0%)	3 (33.3%)	3 (100.0%)	6 (66.7%)	0 (0.0%)	0 (0.0%)
	大月市消防本部	屋内消火栓設備	10	0	0	0	0	0	0	0	0.00%	0	0	0	0	0	0
		スプリンクラー設備	13	0	0	0	0	0	0	0	0.00%	0	0	0	0	0	0
		自動火災報知設備	90	0	0	0	0	0	0	0	0.00%	0	0	0	0	0	0
	峡北広域行政事務組合消防本部	屋内消火栓設備	95	2 (100.0%)	2 (100.0%)	0 (0.0%)	0 (0.0%)	0 (0.0%)	0 (0.0%)	0 (0.0%)	2.11%	2 (100.0%)	2 (100.0%)	2 (100.0%)	0 (0.0%)	0 (0.0%)	0 (0.0%)
		スプリンクラー設備	86	0	0	0	0	0	0	0	0.00%	0	0	0	0	0	0
		自動火災報知設備	1,211	10 (100.0%)	7 (70.0%)	0 (0.0%)	0 (0.0%)	0 (0.0%)	3 (30.0%)	0 (0.0%)	0.83%	10 (100.0%)	10 (100.0%)	10 (100.0%)	0 (0.0%)	0 (0.0%)	0 (0.0%)
	笛吹市消防本部	屋内消火栓設備	107	10 (100.0%)	4 (40.0%)	4 (40.0%)	1 (10.0%)	1 (10.0%)	0 (0.0%)	0 (0.0%)	9.35%	10 (100.0%)	10 (100.0%)	0 (0.0%)	0 (0.0%)	0 (0.0%)	0 (0.0%)
		スプリンクラー設備	62	1 (100.0%)	1 (100.0%)	0 (0.0%)	0 (0.0%)	0 (0.0%)	0 (0.0%)	0 (0.0%)	1.61%	1 (100.0%)	1 (100.0%)	0 (0.0%)	0 (0.0%)	0 (0.0%)	0 (0.0%)
		自動火災報知設備	481	5 (100.0%)	1 (20.0%)	2 (40.0%)	0 (0.0%)	0 (0.0%)	2 (40.0%)	0 (0.0%)	1.04%	5 (100.0%)	5 (100.0%)	0 (0.0%)	0 (0.0%)	0 (0.0%)	0 (0.0%)
	峡南広域行政組合消防本部	屋内消火栓設備	72	0	0	0	0	0	0	0	0.00%	0	0	0	0	0	0
		スプリンクラー設備	28	0	0	0	0	0	0	0	0.00%	0	0	0	0	0	0
		自動火災報知設備	376	0	0	0	0	0	0	0	0.00%	0	0	0	0	0	0

重大違反対象物※1の状況※2（特定防火対象物※3・消防用設備等別）

都道府県名	消防本部名	消防用設備等区分	義務対象物数※4	重大違反対象物数※5	違反覚知からの経過年数 ※6						重大違反率（%）	（参考）是正指導・是正措置の状況等					
					1年未満	1年以上3年未満	3年以上5年未満	5年以上10年未満	10年以上	不明※7		是正指導・是正措置中の対象物数	警告前段の行政指導実施中の対象物数	改修期限を定めている対象物数	警告対象物数	命令対象物数	告発対象物数
			A	B(B/B)	C(C/B)	D(D/B)	E(E/B)	F(F/B)	G(G/B)	H(H/B)	I(B/A)	J(J/B)	K(K/J)	L(L/K)	M(M/B)	N(N/B)	O(O/B)
	東山梨消防本部	屋内消火栓設備	52	1 (100.0%)	0 (0.0%)	0 (0.0%)	0 (0.0%)	0 (0.0%)	1 (100.0%)	0 (0.0%)	1.92%	1 (100.0%)	0 (0.0%)	–	0	1 (100.0%)	0 (0.0%)	0 (0.0%)
		スプリンクラー設備	45	0 –	0 –	0 –	0 –	0 –	0 –	0 –	0.00%	0 –	0 –	0 –	0 –	0 –	0 –
		自動火災報知設備	408	3 (100.0%)	1 (33.3%)	0 (0.0%)	0 (0.0%)	0 (0.0%)	2 (66.7%)	0 (0.0%)	0.74%	3 (100.0%)	3 (100.0%)	2 (66.7%)	0 (0.0%)	0 (0.0%)	0 (0.0%)
	上野原市消防本部	屋内消火栓設備	22	0 –	0 –	0 –	0 –	0 –	0 –	0 –	0.00%	0 –	0 –	0 –	0 –	0 –	0 –
		スプリンクラー設備	15	0 –	0 –	0 –	0 –	0 –	0 –	0 –	0.00%	0 –	0 –	0 –	0 –	0 –	0 –
		自動火災報知設備	135	0 –	0 –	0 –	0 –	0 –	0 –	0 –	0.00%	0 –	0 –	0 –	0 –	0 –	0 –
	南アルプス市消防本部	屋内消火栓設備	31	2 (100.0%)	0 (0.0%)	0 (0.0%)	0 (0.0%)	0 (0.0%)	2 (100.0%)	0 (0.0%)	6.45%	2 (100.0%)	2 (100.0%)	2 (100.0%)	0 (0.0%)	0 (0.0%)	0 (0.0%)
		スプリンクラー設備	47	0 –	0 –	0 –	0 –	0 –	0 –	0 –	0.00%	0 –	0 –	0 –	0 –	0 –	0 –
		自動火災報知設備	341	6 (100.0%)	0 (0.0%)	3 (50.0%)	0 (0.0%)	0 (0.0%)	3 (50.0%)	0 (0.0%)	1.76%	6 (100.0%)	6 (100.0%)	6 (100.0%)	0 (0.0%)	0 (0.0%)	0 (0.0%)
長野県		屋内消火栓設備	3,324	42 (100.0%)	7 (16.7%)	8 (19.0%)	2 (4.8%)	2 (4.8%)	23 (54.8%)	0 (0.0%)	1.26%	42 (100.0%)	40 (95.2%)	30 (75.0%)	2 (4.8%)	0 (0.0%)	0 (0.0%)
		スプリンクラー設備	1,652	2 (100.0%)	0 (0.0%)	0 (0.0%)	0 (0.0%)	2 (100.0%)	0 (0.0%)	0 (0.0%)	0.12%	2 (100.0%)	1 (50.0%)	1 (100.0%)	1 (50.0%)	0 (0.0%)	0 (0.0%)
		自動火災報知設備	19,101	278 (100.0%)	23 (8.3%)	168 (60.4%)	5 (1.8%)	16 (5.8%)	66 (23.7%)	0 (0.0%)	1.46%	278 (100.0%)	273 (98.2%)	225 (82.4%)	3 (1.1%)	2 (0.7%)	0 (0.0%)
	長野市消防局	屋内消火栓設備	410	2 (100.0%)	1 (50.0%)	1 (50.0%)	0 (0.0%)	0 (0.0%)	0 (0.0%)	0 (0.0%)	0.49%	2 (100.0%)	2 (100.0%)	1 (50.0%)	0 (0.0%)	0 (0.0%)	0 (0.0%)
		スプリンクラー設備	297	0 –	0 –	0 –	0 –	0 –	0 –	0 –	0.00%	0 –	0 –	0 –	0 –	0 –	0 –
		自動火災報知設備	2,957	13 (100.0%)	12 (92.3%)	1 (7.7%)	0 (0.0%)	0 (0.0%)	0 (0.0%)	0 (0.0%)	0.44%	13 (100.0%)	12 (92.3%)	3 (25.0%)	1 (7.7%)	0 (0.0%)	0 (0.0%)
	松本広域消防局	屋内消火栓設備	755	4 (100.0%)	2 (50.0%)	2 (50.0%)	0 (0.0%)	0 (0.0%)	0 (0.0%)	0 (0.0%)	0.53%	4 (100.0%)	4 (100.0%)	4 (100.0%)	0 (0.0%)	0 (0.0%)	0 (0.0%)
		スプリンクラー設備	341	0 –	0 –	0 –	0 –	0 –	0 –	0 –	0.00%	0 –	0 –	0 –	0 –	0 –	0 –
		自動火災報知設備	3,013	9 (100.0%)	3 (33.3%)	2 (22.2%)	1 (11.1%)	0 (0.0%)	3 (33.3%)	0 (0.0%)	0.30%	9 (100.0%)	7 (77.8%)	7 (100.0%)	0 (0.0%)	2 (22.2%)	0 (0.0%)
	佐久広域連合消防本部	屋内消火栓設備	396	0 –	0 –	0 –	0 –	0 –	0 –	0 –	0.00%	0 –	0 –	0 –	0 –	0 –	0 –
		スプリンクラー設備	175	0 –	0 –	0 –	0 –	0 –	0 –	0 –	0.00%	0 –	0 –	0 –	0 –	0 –	0 –
		自動火災報知設備	2,183	2 (100.0%)	0 (0.0%)	2 (100.0%)	0 (0.0%)	0 (0.0%)	0 (0.0%)	0 (0.0%)	0.09%	2 (100.0%)	2 (100.0%)	0 (0.0%)	0 (0.0%)	0 (0.0%)	0 (0.0%)
	飯田広域消防本部	屋内消火栓設備	230	0 –	0 –	0 –	0 –	0 –	0 –	0 –	0.00%	0 –	0 –	0 –	0 –	0 –	0 –
		スプリンクラー設備	143	1 (100.0%)	0 (0.0%)	0 (0.0%)	0 (0.0%)	1 (100.0%)	0 (0.0%)	0 (0.0%)	0.70%	1 (100.0%)	1 (100.0%)	1 (100.0%)	0 (0.0%)	0 (0.0%)	0 (0.0%)
		自動火災報知設備	1,520	11 (100.0%)	0 (0.0%)	1 (9.1%)	1 (9.1%)	2 (18.2%)	7 (63.6%)	0 (0.0%)	0.72%	11 (100.0%)	10 (90.9%)	10 (100.0%)	1 (9.1%)	0 (0.0%)	0 (0.0%)
	上田地域広域連合消防本部	屋内消火栓設備	231	2 (100.0%)	2 (100.0%)	0 (0.0%)	0 (0.0%)	0 (0.0%)	0 (0.0%)	0 (0.0%)	0.87%	2 (100.0%)	2 (100.0%)	0 (0.0%)	0 (0.0%)	0 (0.0%)	0 (0.0%)
		スプリンクラー設備	169	0 –	0 –	0 –	0 –	0 –	0 –	0 –	0.00%	0 –	0 –	0 –	0 –	0 –	0 –
		自動火災報知設備	1,628	2 (100.0%)	2 (100.0%)	0 (0.0%)	0 (0.0%)	0 (0.0%)	0 (0.0%)	0 (0.0%)	0.12%	2 (100.0%)	2 (100.0%)	0 (0.0%)	0 (0.0%)	0 (0.0%)	0 (0.0%)
	諏訪広域消防本部	屋内消火栓設備	239	0 –	0 –	0 –	0 –	0 –	0 –	0 –	0.00%	0 –	0 –	0 –	0 –	0 –	0 –
		スプリンクラー設備	134	1 (100.0%)	0 (0.0%)	0 (0.0%)	0 (0.0%)	1 (100.0%)	0 (0.0%)	0 (0.0%)	0.75%	1 (100.0%)	0 (0.0%)	0 –	1 (100.0%)	0 (0.0%)	0 (0.0%)
		自動火災報知設備	1,720	47 (100.0%)	1 (2.1%)	42 (89.4%)	0 (0.0%)	2 (4.3%)	2 (4.3%)	0 (0.0%)	2.73%	47 (100.0%)	47 (100.0%)	47 (100.0%)	0 (0.0%)	0 (0.0%)	0 (0.0%)
	上伊那広域消防本部	屋内消火栓設備	211	3 (100.0%)	2 (66.7%)	1 (33.3%)	0 (0.0%)	0 (0.0%)	0 (0.0%)	0 (0.0%)	1.42%	3 (100.0%)	3 (100.0%)	3 (100.0%)	0 (0.0%)	0 (0.0%)	0 (0.0%)
		スプリンクラー設備	134	0 –	0 –	0 –	0 –	0 –	0 –	0 –	0.00%	0 –	0 –	0 –	0 –	0 –	0 –
		自動火災報知設備	1,315	18 (100.0%)	1 (5.6%)	14 (77.8%)	1 (5.6%)	2 (11.1%)	0 (0.0%)	0 (0.0%)	1.37%	18 (100.0%)	18 (100.0%)	18 (100.0%)	0 (0.0%)	0 (0.0%)	0 (0.0%)
	岳南広域消防本部	屋内消火栓設備	237	3 (100.0%)	0 (0.0%)	1 (33.3%)	1 (33.3%)	0 (0.0%)	1 (33.3%)	0 (0.0%)	1.27%	3 (100.0%)	3 (100.0%)	1 (33.3%)	0 (0.0%)	0 (0.0%)	0 (0.0%)
		スプリンクラー設備	65	0 –	0 –	0 –	0 –	0 –	0 –	0 –	0.00%	0 –	0 –	0 –	0 –	0 –	0 –
		自動火災報知設備	745	2 (100.0%)	1 (50.0%)	1 (50.0%)	0 (0.0%)	0 (0.0%)	0 (0.0%)	0 (0.0%)	0.27%	2 (100.0%)	2 (100.0%)	0 (0.0%)	0 (0.0%)	0 (0.0%)	0 (0.0%)

別紙２－２

重大違反対象物※1の状況※2（特定防火対象物※3・消防用設備等別）

都道府県名	消防本部名	消防用設備等区分	義務対象物数※4	重大違反対象物数※5	違反覚知からの経過年数 ※6						重大違反率（%）	（参考）是正指導・是正措置の状況等					
					1年未満	1年以上3年未満	3年以上5年未満	5年以上10年未満	10年以上	不明※7		是正指導・是正措置中の対象物数	警告前段の行政指導実施中の対象物数	改修期限を定めている対象物数	警告対象物数	命令対象物数	告発対象物数
			A	B(B/B)	C(C/B)	D(D/B)	E(E/B)	F(F/B)	G(G/B)	H(H/B)	I(B/A)	J(J/B)	K(K/J)	L(L/K)	M(M/B)	N(N/B)	O(O/B)
	須坂市消防本部	屋内消火栓設備	78	2 (100.0%)	0 (0.0%)	0 (0.0%)	0 (0.0%)	0 (0.0%)	2 (100.0%)	0 (0.0%)	2.56%	2 (100.0%)	0 (0.0%)	–	2 (100.0%)	0 (0.0%)	0 (0.0%)
		スプリンクラー設備	39	0	0	0	0	0	0	0	0.00%	0	0	0	0	0	0
		自動火災報知設備	475	20 (100.0%)	0 (0.0%)	13 (65.0%)	0 (0.0%)	3 (15.0%)	4 (20.0%)	0 (0.0%)	4.21%	20 (100.0%)	19 (95.0%)	19 (100.0%)	1 (5.0%)	0 (0.0%)	0 (0.0%)
	千曲坂城消防本部	屋内消火栓設備	94	2 (100.0%)	0 (0.0%)	1 (50.0%)	0 (0.0%)	0 (0.0%)	1 (50.0%)	0 (0.0%)	2.13%	2 (100.0%)	2 (100.0%)	2 (100.0%)	0 (0.0%)	0 (0.0%)	0 (0.0%)
		スプリンクラー設備	64	0	0	0	0	0	0	0	0.00%	0	0	0	0	0	0
		自動火災報知設備	453	9 (100.0%)	0 (0.0%)	4 (44.4%)	1 (11.1%)	0 (0.0%)	4 (44.4%)	0 (0.0%)	1.99%	9 (100.0%)	9 (100.0%)	9 (100.0%)	0 (0.0%)	0 (0.0%)	0 (0.0%)
	北アルプス広域消防本部	屋内消火栓設備	292	16 (100.0%)	0 (0.0%)	2 (12.5%)	1 (6.3%)	2 (12.5%)	11 (68.8%)	0 (0.0%)	5.48%	16 (100.0%)	16 (100.0%)	11 (68.8%)	0 (0.0%)	0 (0.0%)	0 (0.0%)
		スプリンクラー設備	55	0	0	0	0	0	0	0	0.00%	0	0	0	0	0	0
		自動火災報知設備	1,880	112 (100.0%)	2 (1.8%)	86 (76.8%)	1 (0.9%)	4 (3.6%)	19 (17.0%)	0 (0.0%)	5.96%	112 (100.0%)	112 (100.0%)	79 (70.5%)	0 (0.0%)	0 (0.0%)	0 (0.0%)
	岳北消防本部	屋内消火栓設備	79	6 (100.0%)	0 (0.0%)	0 (0.0%)	0 (0.0%)	0 (0.0%)	6 (100.0%)	0 (0.0%)	7.59%	6 (100.0%)	6 (100.0%)	6 (100.0%)	0 (0.0%)	0 (0.0%)	0 (0.0%)
		スプリンクラー設備	13	0	0	0	0	0	0	0	0.00%	0	0	0	0	0	0
		自動火災報知設備	841	27 (100.0%)	1 (3.7%)	2 (7.4%)	0 (0.0%)	1 (3.7%)	23 (85.2%)	0 (0.0%)	3.21%	27 (100.0%)	27 (100.0%)	27 (100.0%)	0 (0.0%)	0 (0.0%)	0 (0.0%)
	木曽広域消防本部	屋内消火栓設備	72	2 (100.0%)	0 (0.0%)	0 (0.0%)	0 (0.0%)	0 (0.0%)	2 (100.0%)	0 (0.0%)	2.78%	2 (100.0%)	2 (100.0%)	2 (100.0%)	0 (0.0%)	0 (0.0%)	0 (0.0%)
		スプリンクラー設備	23	0	0	0	0	0	0	0	0.00%	0	0	0	0	0	0
		自動火災報知設備	371	6 (100.0%)	0 (0.0%)	0 (0.0%)	0 (0.0%)	2 (33.3%)	4 (66.7%)	0 (0.0%)	1.62%	6 (100.0%)	6 (100.0%)	6 (100.0%)	0 (0.0%)	0 (0.0%)	0 (0.0%)
岐阜県		屋内消火栓設備	1,494	6 (100.0%)	2 (33.3%)	1 (16.7%)	2 (33.3%)	0 (0.0%)	1 (16.7%)	0 (0.0%)	0.40%	6 (100.0%)	5 (83.3%)	5 (100.0%)	0 (0.0%)	1 (16.7%)	0 (0.0%)
		スプリンクラー設備	1,579	1 (100.0%)	1 (100.0%)	0 (0.0%)	0 (0.0%)	0 (0.0%)	0 (0.0%)	0 (0.0%)	0.06%	1 (100.0%)	1 (100.0%)	1 (100.0%)	0 (0.0%)	0 (0.0%)	0 (0.0%)
		自動火災報知設備	12,254	34 (100.0%)	15 (44.1%)	6 (17.6%)	7 (20.6%)	2 (5.9%)	4 (11.8%)	0 (0.0%)	0.28%	34 (100.0%)	23 (67.6%)	22 (95.7%)	5 (14.7%)	6 (17.6%)	0 (0.0%)
	岐阜市消防本部	屋内消火栓設備	293	0	0	0	0	0	0	0	0.00%	0	0	0	0	0	0
		スプリンクラー設備	430	0	0	0	0	0	0	0	0.00%	0	0	0	0	0	0
		自動火災報知設備	3,381	8 (100.0%)	7 (87.5%)	0 (0.0%)	1 (12.5%)	0 (0.0%)	0 (0.0%)	0 (0.0%)	0.24%	8 (100.0%)	5 (62.5%)	5 (100.0%)	3 (37.5%)	0 (0.0%)	0 (0.0%)
	高山市消防本部	屋内消火栓設備	177	0	0	0	0	0	0	0	0.00%	0	0	0	0	0	0
		スプリンクラー設備	99	0	0	0	0	0	0	0	0.00%	0	0	0	0	0	0
		自動火災報知設備	1,277	0	0	0	0	0	0	0	0.00%	0	0	0	0	0	0
	多治見市消防本部	屋内消火栓設備	54	0	0	0	0	0	0	0	0.00%	0	0	0	0	0	0
		スプリンクラー設備	76	0	0	0	0	0	0	0	0.00%	0	0	0	0	0	0
		自動火災報知設備	563	2 (100.0%)	0 (0.0%)	0 (0.0%)	0 (0.0%)	1 (50.0%)	1 (50.0%)	0 (0.0%)	0.36%	2 (100.0%)	0 (0.0%)	0	0 (0.0%)	2 (100.0%)	0 (0.0%)
	中津川市消防本部	屋内消火栓設備	59	1 (100.0%)	0 (0.0%)	1 (100.0%)	0 (0.0%)	0 (0.0%)	0 (0.0%)	0 (0.0%)	1.69%	1 (100.0%)	1 (100.0%)	1 (100.0%)	0 (0.0%)	0 (0.0%)	0 (0.0%)
		スプリンクラー設備	53	0	0	0	0	0	0	0	0.00%	0	0	0	0	0	0
		自動火災報知設備	436	5 (100.0%)	1 (20.0%)	2 (40.0%)	1 (20.0%)	0 (0.0%)	1 (20.0%)	0 (0.0%)	1.15%	5 (100.0%)	5 (100.0%)	5 (100.0%)	0 (0.0%)	0 (0.0%)	0 (0.0%)
	瑞浪市消防本部	屋内消火栓設備	29	2 (100.0%)	1 (50.0%)	0 (0.0%)	1 (50.0%)	0 (0.0%)	0 (0.0%)	0 (0.0%)	6.90%	2 (100.0%)	2 (100.0%)	2 (100.0%)	0 (0.0%)	0 (0.0%)	0 (0.0%)
		スプリンクラー設備	31	0	0	0	0	0	0	0	0.00%	0	0	0	0	0	0
		自動火災報知設備	180	5 (100.0%)	0 (0.0%)	1 (20.0%)	4 (80.0%)	0 (0.0%)	0 (0.0%)	0 (0.0%)	2.78%	5 (100.0%)	5 (100.0%)	5 (100.0%)	0 (0.0%)	0 (0.0%)	0 (0.0%)
	羽島市消防本部	屋内消火栓設備	20	0	0	0	0	0	0	0	0.00%	0	0	0	0	0	0
		スプリンクラー設備	72	0	0	0	0	0	0	0	0.00%	0	0	0	0	0	0
		自動火災報知設備	351	0	0	0	0	0	0	0	0.00%	0	0	0	0	0	0

別紙２－２

重大違反対象物※1の状況※2（特定防火対象物※3・消防用設備等別）

都道府県名	消防本部名	消防用設備等区分	義務対象物数※4	重大違反対象物数※5	違反覚知からの経過年数 ※6						重大違反率（%）	（参考）是正指導・是正措置の状況等					
					1年未満	1年以上3年未満	3年以上5年未満	5年以上10年未満	10年以上	不明※7		是正指導・是正措置中の対象物数	警告前段の行政指導実施中の対象物数	改修期限を定めている対象物数	警告対象物数	命令対象物数	告発対象物数
			A	B(B/B)	C(C/B)	D(D/B)	E(E/B)	F(F/B)	G(G/B)	H(H/B)	I(B/A)	J(J/B)	K(K/J)	L(L/K)	M(M/B)	N(N/B)	O(O/B)
	恵那市消防本部	屋内消火栓設備	41	0	0	0	0	0	0	0	0.00%	0	0	0	0	0	0
		スプリンクラー設備	55	0	0	0	0	0	0	0	0.00%	0	0	0	0	0	0
		自動火災報知設備	400	0	0	0	0	0	0	0	0.00%	0	0	0	0	0	0
	土岐市消防本部	屋内消火栓設備	44	0	0	0	0	0	0	0	0.00%	0	0	0	0	0	0
		スプリンクラー設備	35	0	0	0	0	0	0	0	0.00%	0	0	0	0	0	0
		自動火災報知設備	290	1 (100.0%)	1 (100.0%)	0 (0.0%)	0 (0.0%)	0 (0.0%)	0 (0.0%)	0 (0.0%)	0.34%	1 (100.0%)	0 (0.0%)	0	0 (0.0%)	1 (100.0%)	0 (0.0%)
	各務原市消防本部	屋内消火栓設備	128	1 (100.0%)	1 (100.0%)	0 (0.0%)	0 (0.0%)	0 (0.0%)	0 (0.0%)	0 (0.0%)	0.78%	1 (100.0%)	1 (100.0%)	1 (100.0%)	0 (0.0%)	0 (0.0%)	0 (0.0%)
		スプリンクラー設備	87	0	0	0	0	0	0	0	0.00%	0	0	0	0	0	0
		自動火災報知設備	670	0	0	0	0	0	0	0	0.00%	0	0	0	0	0	0
	飛騨市消防本部	屋内消火栓設備	30	0	0	0	0	0	0	0	0.00%	0	0	0	0	0	0
		スプリンクラー設備	24	0	0	0	0	0	0	0	0.00%	0	0	0	0	0	0
		自動火災報知設備	268	1 (100.0%)	0 (0.0%)	1 (100.0%)	0 (0.0%)	0 (0.0%)	0 (0.0%)	0 (0.0%)	0.37%	1 (100.0%)	1 (100.0%)	0 (0.0%)	0 (0.0%)	0 (0.0%)	0 (0.0%)
	郡上市消防本部	屋内消火栓設備	59	0	0	0	0	0	0	0	0.00%	0	0	0	0	0	0
		スプリンクラー設備	56	0	0	0	0	0	0	0	0.00%	0	0	0	0	0	0
		自動火災報知設備	357	0	0	0	0	0	0	0	0.00%	0	0	0	0	0	0
	下呂市消防本部	屋内消火栓設備	95	0	0	0	0	0	0	0	0.00%	0	0	0	0	0	0
		スプリンクラー設備	30	0	0	0	0	0	0	0	0.00%	0	0	0	0	0	0
		自動火災報知設備	345	0	0	0	0	0	0	0	0.00%	0	0	0	0	0	0
	海津市消防本部	屋内消火栓設備	27	0	0	0	0	0	0	0	0.00%	0	0	0	0	0	0
		スプリンクラー設備	27	0	0	0	0	0	0	0	0.00%	0	0	0	0	0	0
		自動火災報知設備	195	0	0	0	0	0	0	0	0.00%	0	0	0	0	0	0
	養老町消防本部	屋内消火栓設備	24	0	0	0	0	0	0	0	0.00%	0	0	0	0	0	0
		スプリンクラー設備	22	0	0	0	0	0	0	0	0.00%	0	0	0	0	0	0
		自動火災報知設備	111	0	0	0	0	0	0	0	0.00%	0	0	0	0	0	0
	不破消防組合消防本部	屋内消火栓設備	17	1 (100.0%)	0 (0.0%)	0 (0.0%)	1 (100.0%)	0 (0.0%)	0 (0.0%)	0 (0.0%)	5.88%	1 (100.0%)	1 (100.0%)	1 (100.0%)	0 (0.0%)	0 (0.0%)	0 (0.0%)
		スプリンクラー設備	24	0	0	0	0	0	0	0	0.00%	0	0	0	0	0	0
		自動火災報知設備	133	2 (100.0%)	1 (50.0%)	1 (50.0%)	0 (0.0%)	0 (0.0%)	0 (0.0%)	0 (0.0%)	1.50%	2 (100.0%)	2 (100.0%)	2 (100.0%)	0 (0.0%)	0 (0.0%)	0 (0.0%)
	揖斐郡消防組合消防本部	屋内消火栓設備	31	0	0	0	0	0	0	0	0.00%	0	0	0	0	0	0
		スプリンクラー設備	32	0	0	0	0	0	0	0	0.00%	0	0	0	0	0	0
		自動火災報知設備	205	0	0	0	0	0	0	0	0.00%	0	0	0	0	0	0
	可茂消防事務組合消防本部	屋内消火栓設備	132	0	0	0	0	0	0	0	0.00%	0	0	0	0	0	0
		スプリンクラー設備	142	0	0	0	0	0	0	0	0.00%	0	0	0	0	0	0
		自動火災報知設備	1,084	2 (100.0%)	2 (100.0%)	0 (0.0%)	0 (0.0%)	0 (0.0%)	0 (0.0%)	0 (0.0%)	0.18%	2 (100.0%)	1 (50.0%)	1 (100.0%)	1 (50.0%)	0 (0.0%)	0 (0.0%)
	大垣消防組合消防本部	屋内消火栓設備	137	1 (100.0%)	0 (0.0%)	0 (0.0%)	0 (0.0%)	0 (0.0%)	1 (100.0%)	0 (0.0%)	0.73%	1 (100.0%)	0 (0.0%)	0	0 (0.0%)	1 (100.0%)	0 (0.0%)
		スプリンクラー設備	162	0	0	0	0	0	0	0	0.00%	0	0	0	0	0	0
		自動火災報知設備	1,103	5 (100.0%)	1 (20.0%)	1 (20.0%)	1 (20.0%)	0 (0.0%)	2 (40.0%)	0 (0.0%)	0.45%	5 (100.0%)	2 (40.0%)	2 (100.0%)	0 (0.0%)	3 (60.0%)	0 (0.0%)

別紙２－２

重大違反対象物※1の状況※2（特定防火対象物※3・消防用設備等別）

都道府県名	消防本部名	消防用設備等区分	義務対象物数※4	重大違反対象物数※5	違反覚知からの経過年数 ※6						重大違反率（%）	（参考）是正指導・是正措置の状況等					
					1年未満	1年以上3年未満	3年以上5年未満	5年以上10年未満	10年以上	不明※7		是正指導・是正措置中の対象物数	警告前段の行政指導実施中の対象物数	改修期限を定めている対象物数	警告対象物数	命令対象物数	告発対象物数
			A	B(B/B)	C(C/B)	D(D/B)	E(E/B)	F(F/B)	G(G/B)	H(H/B)	I(B/A)	J(J/B)	K(K/J)	L(L/K)	M(M/B)	N(N/B)	O(O/B)
	中濃消防組合消防本部	屋内消火栓設備	58	0	0	0	0	0	0	0	0.00%	0	0	0	0	0	0
		スプリンクラー設備	91	1 (100.0%)	1 (100.0%)	0 (0.0%)	0 (0.0%)	0 (0.0%)	0 (0.0%)	0 (0.0%)	1.10%	1 (100.0%)	1 (100.0%)	1 (100.0%)	0 (0.0%)	0 (0.0%)	0 (0.0%)
		自動火災報知設備	649	3 (100.0%)	2 (66.7%)	0 (0.0%)	0 (0.0%)	1 (33.3%)	0 (0.0%)	0 (0.0%)	0.46%	3 (100.0%)	2 (66.7%)	2 (100.0%)	1 (33.3%)	0 (0.0%)	0 (0.0%)
	羽島郡広域連合消防本部	屋内消火栓設備	39	0	0	0	0	0	0	0	0.00%	0	0	0	0	0	0
		スプリンクラー設備	31	0	0	0	0	0	0	0	0.00%	0	0	0	0	0	0
		自動火災報知設備	256	0	0	0	0	0	0	0	0.00%	0	0	0	0	0	0
静岡県		屋内消火栓設備	2,732	12 (100.0%)	3 (25.0%)	2 (16.7%)	0 (0.0%)	4 (33.3%)	3 (25.0%)	0 (0.0%)	0.44%	12 (100.0%)	10 (83.3%)	10 (100.0%)	2 (16.7%)	0 (0.0%)	0 (0.0%)
		スプリンクラー設備	2,407	4 (100.0%)	2 (50.0%)	1 (25.0%)	0 (0.0%)	0 (0.0%)	1 (25.0%)	0 (0.0%)	0.17%	4 (100.0%)	2 (50.0%)	1 (50.0%)	2 (50.0%)	0 (0.0%)	0 (0.0%)
		自動火災報知設備	21,253	50 (100.0%)	8 (16.0%)	30 (60.0%)	0 (0.0%)	3 (6.0%)	9 (18.0%)	0 (0.0%)	0.24%	50 (100.0%)	43 (86.0%)	43 (100.0%)	7 (14.0%)	0 (0.0%)	0 (0.0%)
	静岡市消防局	屋内消火栓設備	647	0	0	0	0	0	0	0	0.00%	0	0	0	0	0	0
		スプリンクラー設備	571	0	0	0	0	0	0	0	0.00%	0	0	0	0	0	0
		自動火災報知設備	4,674	0	0	0	0	0	0	0	0.00%	0	0	0	0	0	0
	浜松市消防局	屋内消火栓設備	437	0	0	0	0	0	0	0	0.00%	0	0	0	0	0	0
		スプリンクラー設備	466	0	0	0	0	0	0	0	0.00%	0	0	0	0	0	0
		自動火災報知設備	3,605	2 (100.0%)	2 (100.0%)	0 (0.0%)	0 (0.0%)	0 (0.0%)	0 (0.0%)	0 (0.0%)	0.06%	2 (100.0%)	2 (100.0%)	2 (100.0%)	0 (0.0%)	0 (0.0%)	0 (0.0%)
	熱海市消防本部	屋内消火栓設備	145	0	0	0	0	0	0	0	0.00%	0	0	0	0	0	0
		スプリンクラー設備	51	0	0	0	0	0	0	0	0.00%	0	0	0	0	0	0
		自動火災報知設備	518	2 (100.0%)	1 (50.0%)	1 (50.0%)	0 (0.0%)	0 (0.0%)	0 (0.0%)	0 (0.0%)	0.39%	2 (100.0%)	0 (0.0%)	0	2 (100.0%)	0 (0.0%)	0 (0.0%)
	富士宮市消防本部	屋内消火栓設備	52	1 (100.0%)	0 (0.0%)	0 (0.0%)	0 (0.0%)	0 (0.0%)	1 (100.0%)	0 (0.0%)	1.92%	1 (100.0%)	0 (0.0%)	0	1 (100.0%)	0 (0.0%)	0 (0.0%)
		スプリンクラー設備	90	1 (100.0%)	0 (0.0%)	0 (0.0%)	0 (0.0%)	0 (0.0%)	1 (100.0%)	0 (0.0%)	1.11%	1 (100.0%)	0 (0.0%)	0	1 (100.0%)	0 (0.0%)	0 (0.0%)
		自動火災報知設備	774	0	0	0	0	0	0	0	0.00%	0	0	0	0	0	0
	富士市消防本部	屋内消火栓設備	105	0	0	0	0	0	0	0	0.00%	0	0	0	0	0	0
		スプリンクラー設備	158	0	0	0	0	0	0	0	0.00%	0	0	0	0	0	0
		自動火災報知設備	1,256	0	0	0	0	0	0	0	0.00%	0	0	0	0	0	0
	磐田市消防本部	屋内消火栓設備	83	0	0	0	0	0	0	0	0.00%	0	0	0	0	0	0
		スプリンクラー設備	78	1 (100.0%)	1 (100.0%)	0 (0.0%)	0 (0.0%)	0 (0.0%)	0 (0.0%)	0 (0.0%)	1.28%	1 (100.0%)	1 (100.0%)	1 (100.0%)	0 (0.0%)	0 (0.0%)	0 (0.0%)
		自動火災報知設備	605	3 (100.0%)	1 (33.3%)	0 (0.0%)	0 (0.0%)	1 (33.3%)	1 (33.3%)	0 (0.0%)	0.50%	3 (100.0%)	3 (100.0%)	3 (100.0%)	0 (0.0%)	0 (0.0%)	0 (0.0%)
	掛川市消防本部	屋内消火栓設備	62	2 (100.0%)	1 (50.0%)	0 (0.0%)	0 (0.0%)	0 (0.0%)	1 (50.0%)	0 (0.0%)	3.23%	2 (100.0%)	2 (100.0%)	2 (100.0%)	0 (0.0%)	0 (0.0%)	0 (0.0%)
		スプリンクラー設備	64	0	0	0	0	0	0	0	0.00%	0	0	0	0	0	0
		自動火災報知設備	522	2 (100.0%)	2 (100.0%)	0 (0.0%)	0 (0.0%)	0 (0.0%)	0 (0.0%)	0 (0.0%)	0.38%	2 (100.0%)	2 (100.0%)	2 (100.0%)	0 (0.0%)	0 (0.0%)	0 (0.0%)
	湖西市消防本部	屋内消火栓設備	24	0	0	0	0	0	0	0	0.00%	0	0	0	0	0	0
		スプリンクラー設備	24	0	0	0	0	0	0	0	0.00%	0	0	0	0	0	0
		自動火災報知設備	175	0	0	0	0	0	0	0	0.00%	0	0	0	0	0	0
	御前崎市消防本部	屋内消火栓設備	20	1 (100.0%)	0 (0.0%)	1 (100.0%)	0 (0.0%)	0 (0.0%)	0 (0.0%)	0 (0.0%)	5.00%	1 (100.0%)	0 (0.0%)	0	1 (100.0%)	0 (0.0%)	0 (0.0%)
		スプリンクラー設備	23	1 (100.0%)	0 (0.0%)	1 (100.0%)	0 (0.0%)	0 (0.0%)	0 (0.0%)	0 (0.0%)	4.35%	1 (100.0%)	0 (0.0%)	0	1 (100.0%)	0 (0.0%)	0 (0.0%)
		自動火災報知設備	179	3 (100.0%)	0 (0.0%)	3 (100.0%)	0 (0.0%)	0 (0.0%)	0 (0.0%)	0 (0.0%)	1.68%	3 (100.0%)	2 (66.7%)	2 (100.0%)	1 (33.3%)	0 (0.0%)	0 (0.0%)

別紙２－２

重大違反対象物※1の状況※2（特定防火対象物※3・消防用設備等別）

都道府県名	消防本部名	消防用設備等区分	義務対象物数※4	重大違反対象物数※5	違反覚知からの経過年数 ※6						重大違反率（%）	（参考）是正指導・是正措置の状況等					
					1年未満	1年以上3年未満	3年以上5年未満	5年以上10年未満	10年以上	不明※7		是正指導・是正措置中の対象物数	警告前段の行政指導実施中の対象物数	改修期限を定めている対象物数	警告対象物数	命令対象物数	告発対象物数
			A	B(B/B)	C(C/B)	D(D/B)	E(E/B)	F(F/B)	G(G/B)	H(H/B)	I(B/A)	J(J/B)	K(K/J)	L(L/K)	M(M/B)	N(N/B)	O(O/B)
	菊川市消防本部	屋内消火栓設備	26	0	0	0	0	0	0	0	0.00%	0	0	0	0	0	0
		スプリンクラー設備	23	1 (100.0%)	1 (100.0%)	0 (0.0%)	0 (0.0%)	0 (0.0%)	0 (0.0%)	0 (0.0%)	4.35%	1 (100.0%)	1 (100.0%)	0 (0.0%)	0 (0.0%)	0 (0.0%)	0 (0.0%)
		自動火災報知設備	203	0	0	0	0	0	0	0	0.00%	0	0	0	0	0	0
	御殿場市・小山町広域行政組合消防本部	屋内消火栓設備	114	0	0	0	0	0	0	0	0.00%	0	0	0	0	0	0
		スプリンクラー設備	76	0	0	0	0	0	0	0	0.00%	0	0	0	0	0	0
		自動火災報知設備	704	0	0	0	0	0	0	0	0.00%	0	0	0	0	0	0
	袋井市森町広域行政組合袋井消防本部	屋内消火栓設備	38	0	0	0	0	0	0	0	0.00%	0	0	0	0	0	0
		スプリンクラー設備	61	0	0	0	0	0	0	0	0.00%	0	0	0	0	0	0
		自動火災報知設備	487	0	0	0	0	0	0	0	0.00%	0	0	0	0	0	0
	駿東伊豆消防本部	屋内消火栓設備	655	7 (100.0%)	1 (14.3%)	1 (14.3%)	0 (0.0%)	4 (57.1%)	1 (14.3%)	0 (0.0%)	1.07%	7 (100.0%)	7 (100.0%)	7 (100.0%)	0 (0.0%)	0 (0.0%)	0 (0.0%)
		スプリンクラー設備	441	0	0	0	0	0	0	0	0.00%	0	0	0	0	0	0
		自動火災報知設備	4,167	18 (100.0%)	2 (11.1%)	6 (33.3%)	0 (0.0%)	2 (11.1%)	8 (44.4%)	0 (0.0%)	0.43%	18 (100.0%)	14 (77.8%)	14 (100.0%)	4 (22.2%)	0 (0.0%)	0 (0.0%)
	志太広域事務組合志太消防本部	屋内消火栓設備	132	1 (100.0%)	1 (100.0%)	0 (0.0%)	0 (0.0%)	0 (0.0%)	0 (0.0%)	0 (0.0%)	0.76%	1 (100.0%)	1 (100.0%)	1 (100.0%)	0 (0.0%)	0 (0.0%)	0 (0.0%)
		スプリンクラー設備	127	0	0	0	0	0	0	0	0.00%	0	0	0	0	0	0
		自動火災報知設備	1,181	0	0	0	0	0	0	0	0.00%	0	0	0	0	0	0
	下田消防本部	屋内消火栓設備	94	0	0	0	0	0	0	0	0.00%	0	0	0	0	0	0
		スプリンクラー設備	55	0	0	0	0	0	0	0	0.00%	0	0	0	0	0	0
		自動火災報知設備	1,300	0	0	0	0	0	0	0	0.00%	0	0	0	0	0	0
	富士山南東消防本部	屋内消火栓設備	98	0	0	0	0	0	0	0	0.00%	0	0	0	0	0	0
		スプリンクラー設備	99	0	0	0	0	0	0	0	0.00%	0	0	0	0	0	0
		自動火災報知設備	903	20 (100.0%)	0 (0.0%)	20 (100.0%)	0 (0.0%)	0 (0.0%)	0 (0.0%)	0 (0.0%)	2.21%	20 (100.0%)	20 (100.0%)	20 (100.0%)	0 (0.0%)	0 (0.0%)	0 (0.0%)
愛知県		屋内消火栓設備	4,507	19 (100.0%)	6 (31.6%)	6 (31.6%)	2 (10.5%)	4 (21.1%)	1 (5.3%)	0 (0.0%)	0.42%	19 (100.0%)	13 (68.4%)	12 (92.3%)	6 (31.6%)	0 (0.0%)	0 (0.0%)
		スプリンクラー設備	5,094	10 (100.0%)	5 (50.0%)	3 (30.0%)	2 (20.0%)	0 (0.0%)	0 (0.0%)	0 (0.0%)	0.20%	10 (100.0%)	9 (90.0%)	6 (66.7%)	1 (10.0%)	0 (0.0%)	0 (0.0%)
		自動火災報知設備	35,164	81 (100.0%)	33 (40.7%)	33 (40.7%)	5 (6.2%)	0 (0.0%)	10 (12.3%)	0 (0.0%)	0.23%	81 (100.0%)	67 (82.7%)	52 (77.6%)	12 (14.8%)	2 (2.5%)	0 (0.0%)
	名古屋市消防局	屋内消火栓設備	2,025	1 (100.0%)	1 (100.0%)	0 (0.0%)	0 (0.0%)	0 (0.0%)	0 (0.0%)	0 (0.0%)	0.05%	1 (100.0%)	1 (100.0%)	1 (100.0%)	0 (0.0%)	0 (0.0%)	0 (0.0%)
		スプリンクラー設備	2,285	4 (100.0%)	1 (25.0%)	2 (50.0%)	1 (25.0%)	0 (0.0%)	0 (0.0%)	0 (0.0%)	0.18%	4 (100.0%)	4 (100.0%)	2 (50.0%)	0 (0.0%)	0 (0.0%)	0 (0.0%)
		自動火災報知設備	13,430	8 (100.0%)	3 (37.5%)	4 (50.0%)	1 (12.5%)	0 (0.0%)	0 (0.0%)	0 (0.0%)	0.06%	8 (100.0%)	6 (75.0%)	5 (83.3%)	2 (25.0%)	0 (0.0%)	0 (0.0%)
	豊橋市消防本部	屋内消火栓設備	192	0	0	0	0	0	0	0	0.00%	0	0	0	0	0	0
		スプリンクラー設備	175	0	0	0	0	0	0	0	0.00%	0	0	0	0	0	0
		自動火災報知設備	1,729	0	0	0	0	0	0	0	0.00%	0	0	0	0	0	0
	岡崎市消防本部	屋内消火栓設備	165	0	0	0	0	0	0	0	0.00%	0	0	0	0	0	0
		スプリンクラー設備	159	0	0	0	0	0	0	0	0.00%	0	0	0	0	0	0
		自動火災報知設備	1,683	1 (100.0%)	1 (100.0%)	0 (0.0%)	0 (0.0%)	0 (0.0%)	0 (0.0%)	0 (0.0%)	0.06%	1 (100.0%)	1 (100.0%)	1 (100.0%)	0 (0.0%)	0 (0.0%)	0 (0.0%)
	一宮市消防本部	屋内消火栓設備	119	0	0	0	0	0	0	0	0.00%	0	0	0	0	0	0
		スプリンクラー設備	262	0	0	0	0	0	0	0	0.00%	0	0	0	0	0	0
		自動火災報知設備	1,398	0	0	0	0	0	0	0	0.00%	0	0	0	0	0	0

別紙２－２

重大違反対象物※1の状況※2（特定防火対象物※3・消防用設備等別）

都道府県名	消防本部名	消防用設備等区分	義務対象物数※4	重大違反対象物数※5	違反覚知からの経過年数 ※6						重大違反率（%）	（参考）是正指導・是正措置の状況等					
					1年未満	1年以上3年未満	3年以上5年未満	5年以上10年未満	10年以上	不明※7		是正指導・是正措置中の対象物数	警告前段の行政指導実施中の対象物数	改修期限を定めている対象物数	警告対象物数	命令対象物数	告発対象物数
			A	B(B/B)	C(C/B)	D(D/B)	E(E/B)	F(F/B)	G(G/B)	H(H/B)	I(B/A)	J(J/B)	K(K/J)	L(L/K)	M(M/B)	N(N/B)	O(O/B)
	瀬戸市消防本部	屋内消火栓設備	48	0	0	0	0	0	0	0	0.00%	0	0	0	0	0	0
		スプリンクラー設備	94	1 (100.0%)	1 (100.0%)	0 (0.0%)	0 (0.0%)	0 (0.0%)	0 (0.0%)	0 (0.0%)	1.06%	1 (100.0%)	1 (100.0%)	0 (0.0%)	0 (0.0%)	0 (0.0%)	0 (0.0%)
		自動火災報知設備	473	4 (100.0%)	3 (75.0%)	1 (25.0%)	0 (0.0%)	0 (0.0%)	0 (0.0%)	0 (0.0%)	0.85%	4 (100.0%)	4 (100.0%)	1 (25.0%)	0 (0.0%)	0 (0.0%)	0 (0.0%)
	春日井市消防本部	屋内消火栓設備	137	0	0	0	0	0	0	0	0.00%	0	0	0	0	0	0
		スプリンクラー設備	170	0	0	0	0	0	0	0	0.00%	0	0	0	0	0	0
		自動火災報知設備	1,190	0	0	0	0	0	0	0	0.00%	0	0	0	0	0	0
	豊川市消防本部	屋内消火栓設備	109	0	0	0	0	0	0	0	0.00%	0	0	0	0	0	0
		スプリンクラー設備	118	0	0	0	0	0	0	0	0.00%	0	0	0	0	0	0
		自動火災報知設備	783	4 (100.0%)	0 (0.0%)	0 (0.0%)	1 (25.0%)	0 (0.0%)	3 (75.0%)	0 (0.0%)	0.51%	4 (100.0%)	3 (75.0%)	3 (100.0%)	1 (25.0%)	0 (0.0%)	0 (0.0%)
	津島市消防本部	屋内消火栓設備	28	1 (100.0%)	1 (100.0%)	0 (0.0%)	0 (0.0%)	0 (0.0%)	0 (0.0%)	0 (0.0%)	3.57%	1 (100.0%)	1 (100.0%)	1 (100.0%)	0 (0.0%)	0 (0.0%)	0 (0.0%)
		スプリンクラー設備	42	0	0	0	0	0	0	0	0.00%	0	0	0	0	0	0
		自動火災報知設備	324	1 (100.0%)	1 (100.0%)	0 (0.0%)	0 (0.0%)	0 (0.0%)	0 (0.0%)	0 (0.0%)	0.31%	1 (100.0%)	1 (100.0%)	1 (100.0%)	0 (0.0%)	0 (0.0%)	0 (0.0%)
	豊田市消防本部	屋内消火栓設備	303	1 (100.0%)	0 (0.0%)	1 (100.0%)	0 (0.0%)	0 (0.0%)	0 (0.0%)	0 (0.0%)	0.33%	1 (100.0%)	1 (100.0%)	1 (100.0%)	0 (0.0%)	0 (0.0%)	0 (0.0%)
		スプリンクラー設備	217	0	0	0	0	0	0	0	0.00%	0	0	0	0	0	0
		自動火災報知設備	1,745	1 (100.0%)	1 (100.0%)	0 (0.0%)	0 (0.0%)	0 (0.0%)	0 (0.0%)	0 (0.0%)	0.06%	1 (100.0%)	1 (100.0%)	1 (100.0%)	0 (0.0%)	0 (0.0%)	0 (0.0%)
	西尾市消防本部	屋内消火栓設備	57	0	0	0	0	0	0	0	0.00%	0	0	0	0	0	0
		スプリンクラー設備	80	0	0	0	0	0	0	0	0.00%	0	0	0	0	0	0
		自動火災報知設備	713	8 (100.0%)	2 (25.0%)	6 (75.0%)	0 (0.0%)	0 (0.0%)	0 (0.0%)	0 (0.0%)	1.12%	8 (100.0%)	8 (100.0%)	8 (100.0%)	0 (0.0%)	0 (0.0%)	0 (0.0%)
	蒲郡市消防本部	屋内消火栓設備	90	1 (100.0%)	1 (100.0%)	0 (0.0%)	0 (0.0%)	0 (0.0%)	0 (0.0%)	0 (0.0%)	1.11%	1 (100.0%)	1 (100.0%)	1 (100.0%)	0 (0.0%)	0 (0.0%)	0 (0.0%)
		スプリンクラー設備	65	0	0	0	0	0	0	0	0.00%	0	0	0	0	0	0
		自動火災報知設備	488	1 (100.0%)	0 (0.0%)	1 (100.0%)	0 (0.0%)	0 (0.0%)	0 (0.0%)	0 (0.0%)	0.20%	1 (100.0%)	1 (100.0%)	1 (100.0%)	0 (0.0%)	0 (0.0%)	0 (0.0%)
	犬山市消防本部	屋内消火栓設備	42	0	0	0	0	0	0	0	0.00%	0	0	0	0	0	0
		スプリンクラー設備	49	0	0	0	0	0	0	0	0.00%	0	0	0	0	0	0
		自動火災報知設備	336	0	0	0	0	0	0	0	0.00%	0	0	0	0	0	0
	常滑市消防本部	屋内消火栓設備	50	0	0	0	0	0	0	0	0.00%	0	0	0	0	0	0
		スプリンクラー設備	37	0	0	0	0	0	0	0	0.00%	0	0	0	0	0	0
		自動火災報知設備	258	0	0	0	0	0	0	0	0.00%	0	0	0	0	0	0
	江南市消防本部	屋内消火栓設備	31	0	0	0	0	0	0	0	0.00%	0	0	0	0	0	0
		スプリンクラー設備	58	0	0	0	0	0	0	0	0.00%	0	0	0	0	0	0
		自動火災報知設備	399	0	0	0	0	0	0	0	0.00%	0	0	0	0	0	0
	小牧市消防本部	屋内消火栓設備	64	1 (100.0%)	0 (0.0%)	1 (100.0%)	0 (0.0%)	0 (0.0%)	0 (0.0%)	0 (0.0%)	1.56%	1 (100.0%)	1 (100.0%)	1 (100.0%)	0 (0.0%)	0 (0.0%)	0 (0.0%)
		スプリンクラー設備	89	0	0	0	0	0	0	0	0.00%	0	0	0	0	0	0
		自動火災報知設備	665	3 (100.0%)	2 (66.7%)	1 (33.3%)	0 (0.0%)	0 (0.0%)	0 (0.0%)	0 (0.0%)	0.45%	3 (100.0%)	2 (66.7%)	1 (50.0%)	1 (33.3%)	0 (0.0%)	0 (0.0%)
	稲沢市消防本部	屋内消火栓設備	51	0	0	0	0	0	0	0	0.00%	0	0	0	0	0	0
		スプリンクラー設備	86	0	0	0	0	0	0	0	0.00%	0	0	0	0	0	0
		自動火災報知設備	461	5 (100.0%)	2 (40.0%)	2 (40.0%)	1 (20.0%)	0 (0.0%)	0 (0.0%)	0 (0.0%)	1.08%	5 (100.0%)	3 (60.0%)	3 (100.0%)	1 (20.0%)	1 (20.0%)	0 (0.0%)

別紙２－２

重大違反対象物※1の状況※2（特定防火対象物※3・消防用設備等別）

都道府県名	消防本部名	消防用設備等区分	義務対象物数※4	重大違反対象物数※5	違反覚知からの経過年数 ※6						重大違反率（%）	（参考）是正指導・是正措置の状況等					
					1年未満	1年以上3年未満	3年以上5年未満	5年以上10年未満	10年以上	不明※7		是正指導・是正措置中の対象物数	警告前段の行政指導実施中の対象物数	改修期限を定めている対象物数	警告対象物数	命令対象物数	告発対象物数
			A	B(B/B)	C(C/B)	D(D/B)	E(E/B)	F(F/B)	G(G/B)	H(H/B)	I(B/A)	J(J/B)	K(K/J)	L(L/K)	M(M/B)	N(N/B)	O(O/B)
	新城市消防本部	屋内消火栓設備	153	1 (100.0%)	0 (0.0%)	0 (0.0%)	0 (0.0%)	1 (100.0%)	0 (0.0%)	0 (0.0%)	0.65%	1 (100.0%)	1 (100.0%)	1 (100.0%)	0 (0.0%)	0 (0.0%)	0 (0.0%)
		スプリンクラー設備	40	0	0	0	0	0	0	0	0.00%	0	0	0	0	0	0
		自動火災報知設備	459	0	0	0	0	0	0	0	0.00%	0	0	0	0	0	0
	東海市消防本部	屋内消火栓設備	41	2 (100.0%)	0 (0.0%)	2 (100.0%)	0 (0.0%)	0 (0.0%)	0 (0.0%)	0 (0.0%)	4.88%	2 (100.0%)	2 (100.0%)	2 (100.0%)	0 (0.0%)	0 (0.0%)	0 (0.0%)
		スプリンクラー設備	45	0	0	0	0	0	0	0	0.00%	0	0	0	0	0	0
		自動火災報知設備	521	2 (100.0%)	1 (50.0%)	1 (50.0%)	0 (0.0%)	0 (0.0%)	0 (0.0%)	0 (0.0%)	0.38%	2 (100.0%)	2 (100.0%)	2 (100.0%)	0 (0.0%)	0 (0.0%)	0 (0.0%)
	大府市消防本部	屋内消火栓設備	23	1 (100.0%)	1 (100.0%)	0 (0.0%)	0 (0.0%)	0 (0.0%)	0 (0.0%)	0 (0.0%)	4.35%	1 (100.0%)	1 (100.0%)	1 (100.0%)	0 (0.0%)	0 (0.0%)	0 (0.0%)
		スプリンクラー設備	47	1 (100.0%)	1 (100.0%)	0 (0.0%)	0 (0.0%)	0 (0.0%)	0 (0.0%)	0 (0.0%)	2.13%	1 (100.0%)	1 (100.0%)	1 (100.0%)	0 (0.0%)	0 (0.0%)	0 (0.0%)
		自動火災報知設備	366	2 (100.0%)	0 (0.0%)	2 (100.0%)	0 (0.0%)	0 (0.0%)	0 (0.0%)	0 (0.0%)	0.55%	2 (100.0%)	2 (100.0%)	2 (100.0%)	0 (0.0%)	0 (0.0%)	0 (0.0%)
	知多市消防本部	屋内消火栓設備	21	0	0	0	0	0	0	0	0.00%	0	0	0	0	0	0
		スプリンクラー設備	36	0	0	0	0	0	0	0	0.00%	0	0	0	0	0	0
		自動火災報知設備	273	0	0	0	0	0	0	0	0.00%	0	0	0	0	0	0
	尾張旭市消防本部	屋内消火栓設備	21	0	0	0	0	0	0	0	0.00%	0	0	0	0	0	0
		スプリンクラー設備	51	1 (100.0%)	0 (0.0%)	1 (100.0%)	0 (0.0%)	0 (0.0%)	0 (0.0%)	0 (0.0%)	1.96%	1 (100.0%)	1 (100.0%)	1 (100.0%)	0 (0.0%)	0 (0.0%)	0 (0.0%)
		自動火災報知設備	275	2 (100.0%)	1 (50.0%)	1 (50.0%)	0 (0.0%)	0 (0.0%)	0 (0.0%)	0 (0.0%)	0.73%	2 (100.0%)	2 (100.0%)	2 (100.0%)	0 (0.0%)	0 (0.0%)	0 (0.0%)
	岩倉市消防本部	屋内消火栓設備	9	0	0	0	0	0	0	0	0.00%	0	0	0	0	0	0
		スプリンクラー設備	22	0	0	0	0	0	0	0	0.00%	0	0	0	0	0	0
		自動火災報知設備	179	2 (100.0%)	2 (100.0%)	0 (0.0%)	0 (0.0%)	0 (0.0%)	0 (0.0%)	0 (0.0%)	1.12%	2 (100.0%)	2 (100.0%)	2 (100.0%)	0 (0.0%)	0 (0.0%)	0 (0.0%)
	田原市消防本部	屋内消火栓設備	32	0	0	0	0	0	0	0	0.00%	0	0	0	0	0	0
		スプリンクラー設備	26	0	0	0	0	0	0	0	0.00%	0	0	0	0	0	0
		自動火災報知設備	323	0	0	0	0	0	0	0	0.00%	0	0	0	0	0	0
	愛西市消防本部	屋内消火栓設備	21	0	0	0	0	0	0	0	0.00%	0	0	0	0	0	0
		スプリンクラー設備	35	0	0	0	0	0	0	0	0.00%	0	0	0	0	0	0
		自動火災報知設備	196	0	0	0	0	0	0	0	0.00%	0	0	0	0	0	0
	蟹江町消防本部	屋内消火栓設備	26	0	0	0	0	0	0	0	0.00%	0	0	0	0	0	0
		スプリンクラー設備	18	0	0	0	0	0	0	0	0.00%	0	0	0	0	0	0
		自動火災報知設備	160	1 (100.0%)	1 (100.0%)	0 (0.0%)	0 (0.0%)	0 (0.0%)	0 (0.0%)	0 (0.0%)	0.63%	1 (100.0%)	1 (100.0%)	0 (0.0%)	0 (0.0%)	0 (0.0%)	0 (0.0%)
	幸田町消防本部	屋内消火栓設備	22	0	0	0	0	0	0	0	0.00%	0	0	0	0	0	0
		スプリンクラー設備	20	0	0	0	0	0	0	0	0.00%	0	0	0	0	0	0
		自動火災報知設備	167	0	0	0	0	0	0	0	0.00%	0	0	0	0	0	0
	知多中部広域事務組合消防本部	屋内消火栓設備	97	0	0	0	0	0	0	0	0.00%	0	0	0	0	0	0
		スプリンクラー設備	150	0	0	0	0	0	0	0	0.00%	0	0	0	0	0	0
		自動火災報知設備	988	1 (100.0%)	0 (0.0%)	0 (0.0%)	0 (0.0%)	0 (0.0%)	1 (100.0%)	0 (0.0%)	0.10%	1 (100.0%)	0 (0.0%)	0	0 (0.0%)	1 (100.0%)	0 (0.0%)
	尾三消防本部	屋内消火栓設備	126	3 (100.0%)	2 (66.7%)	1 (33.3%)	0 (0.0%)	0 (0.0%)	0 (0.0%)	0 (0.0%)	2.38%	3 (100.0%)	3 (100.0%)	3 (100.0%)	0 (0.0%)	0 (0.0%)	0 (0.0%)
		スプリンクラー設備	174	1 (100.0%)	1 (100.0%)	0 (0.0%)	0 (0.0%)	0 (0.0%)	0 (0.0%)	0 (0.0%)	0.57%	1 (100.0%)	1 (100.0%)	1 (100.0%)	0 (0.0%)	0 (0.0%)	0 (0.0%)
		自動火災報知設備	1,144	7 (100.0%)	3 (42.9%)	4 (57.1%)	0 (0.0%)	0 (0.0%)	0 (0.0%)	0 (0.0%)	0.61%	7 (100.0%)	7 (100.0%)	7 (100.0%)	0 (0.0%)	0 (0.0%)	0 (0.0%)

別紙２－２

重大違反対象物※1の状況※2（特定防火対象物※3・消防用設備等別）

都道府県名	消防本部名	消防用設備等区分	義務対象物数※4	重大違反対象物数※5	違反覚知からの経過年数 ※6						重大違反率（%）	（参考）是正指導・是正措置の状況等					
					1年未満	1年以上3年未満	3年以上5年未満	5年以上10年未満	10年以上	不明※7		是正指導・是正措置中の対象物数	警告前段の行政指導実施中の対象物数	改修期限を定めている対象物数	警告対象物数	命令対象物数	告発対象物数
			A	B(B/B)	C(C/B)	D(D/B)	E(E/B)	F(F/B)	G(G/B)	H(H/B)	I(B/A)	J(J/B)	K(K/J)	L(L/K)	M(M/B)	N(N/B)	O(O/B)
	海部東部消防組合消防本部	屋内消火栓設備	34	0	0	0	0	0	0	0	0.00%	0	0	0	0	0	0
		スプリンクラー設備	46	0	0	0	0	0	0	0	0.00%	0	0	0	0	0	0
		自動火災報知設備	348	2 (100.0%)	0 (0.0%)	1 (50.0%)	0 (0.0%)	0 (0.0%)	1 (50.0%)	0 (0.0%)	0.57%	2 (100.0%)	2 (100.0%)	2 (100.0%)	0 (0.0%)	0 (0.0%)	0 (0.0%)
	海部南部消防組合消防本部	屋内消火栓設備	25	0	0	0	0	0	0	0	0.00%	0	0	0	0	0	0
		スプリンクラー設備	36	0	0	0	0	0	0	0	0.00%	0	0	0	0	0	0
		自動火災報知設備	199	7 (100.0%)	3 (42.9%)	4 (57.1%)	0 (0.0%)	0 (0.0%)	0 (0.0%)	0 (0.0%)	3.52%	7 (100.0%)	7 (100.0%)	7 (100.0%)	0 (0.0%)	0 (0.0%)	0 (0.0%)
	丹羽広域事務組合消防本部	屋内消火栓設備	17	0	0	0	0	0	0	0	0.00%	0	0	0	0	0	0
		スプリンクラー設備	26	1 (100.0%)	0 (0.0%)	0 (0.0%)	1 (100.0%)	0 (0.0%)	0 (0.0%)	0 (0.0%)	3.85%	1 (100.0%)	1 (100.0%)	1 (100.0%)	0 (0.0%)	0 (0.0%)	0 (0.0%)
		自動火災報知設備	175	0	0	0	0	0	0	0	0.00%	0	0	0	0	0	0
	知多南部消防組合消防本部	屋内消火栓設備	63	6 (100.0%)	0 (0.0%)	1 (16.7%)	2 (33.3%)	2 (33.3%)	1 (16.7%)	0 (0.0%)	9.52%	6 (100.0%)	1 (16.7%)	0 (0.0%)	5 (83.3%)	0 (0.0%)	0 (0.0%)
		スプリンクラー設備	31	0	0	0	0	0	0	0	0.00%	0	0	0	0	0	0
		自動火災報知設備	479	14 (100.0%)	2 (14.3%)	5 (35.7%)	2 (14.3%)	0 (0.0%)	5 (35.7%)	0 (0.0%)	2.92%	14 (100.0%)	9 (64.3%)	0 (0.0%)	5 (35.7%)	0 (0.0%)	0 (0.0%)
	西春日井広域事務組合消防本部	屋内消火栓設備	69	0	0	0	0	0	0	0	0.00%	0	0	0	0	0	0
		スプリンクラー設備	64	1 (100.0%)	1 (100.0%)	0 (0.0%)	0 (0.0%)	0 (0.0%)	0 (0.0%)	0 (0.0%)	1.56%	1 (100.0%)	0 (0.0%)	0	1 (100.0%)	0 (0.0%)	0 (0.0%)
		自動火災報知設備	783	2 (100.0%)	2 (100.0%)	0 (0.0%)	0 (0.0%)	0 (0.0%)	0 (0.0%)	0 (0.0%)	0.26%	2 (100.0%)	1 (50.0%)	1 (100.0%)	1 (50.0%)	0 (0.0%)	0 (0.0%)
	衣浦東部広域連合消防局	屋内消火栓設備	196	1 (100.0%)	0 (0.0%)	0 (0.0%)	0 (0.0%)	1 (100.0%)	0 (0.0%)	0 (0.0%)	0.51%	1 (100.0%)	0 (0.0%)	0	1 (100.0%)	0 (0.0%)	0 (0.0%)
		スプリンクラー設備	241	0	0	0	0	0	0	0	0.00%	0	0	0	0	0	0
		自動火災報知設備	2,054	3 (100.0%)	3 (100.0%)	0 (0.0%)	0 (0.0%)	0 (0.0%)	0 (0.0%)	0 (0.0%)	0.15%	3 (100.0%)	2 (66.7%)	2 (100.0%)	1 (33.3%)	0 (0.0%)	0 (0.0%)
三重県		屋内消火栓設備	1,388	27 (100.0%)	9 (33.3%)	8 (29.6%)	7 (25.9%)	0 (0.0%)	3 (11.1%)	0 (0.0%)	1.95%	27 (100.0%)	25 (92.6%)	19 (76.0%)	1 (3.7%)	1 (3.7%)	0 (0.0%)
		スプリンクラー設備	1,528	4 (100.0%)	1 (25.0%)	1 (25.0%)	1 (25.0%)	1 (25.0%)	0 (0.0%)	0 (0.0%)	0.26%	4 (100.0%)	3 (75.0%)	1 (33.3%)	1 (25.0%)	0 (0.0%)	0 (0.0%)
		自動火災報知設備	10,226	116 (100.0%)	24 (20.7%)	38 (32.8%)	11 (9.5%)	17 (14.7%)	24 (20.7%)	2 (1.7%)	1.13%	116 (100.0%)	109 (94.0%)	76 (69.7%)	5 (4.3%)	2 (1.7%)	0 (0.0%)
	桑名市消防本部	屋内消火栓設備	98	0	0	0	0	0	0	0	0.00%	0	0	0	0	0	0
		スプリンクラー設備	171	0	0	0	0	0	0	0	0.00%	0	0	0	0	0	0
		自動火災報知設備	681	2 (100.0%)	0 (0.0%)	0 (0.0%)	0 (0.0%)	1 (50.0%)	1 (50.0%)	0 (0.0%)	0.29%	2 (100.0%)	0 (0.0%)	0	0 (0.0%)	2 (100.0%)	0 (0.0%)
	四日市市消防本部	屋内消火栓設備	234	2 (100.0%)	1 (50.0%)	0 (0.0%)	1 (50.0%)	0 (0.0%)	0 (0.0%)	0 (0.0%)	0.85%	2 (100.0%)	2 (100.0%)	0 (0.0%)	0 (0.0%)	0 (0.0%)	0 (0.0%)
		スプリンクラー設備	209	1 (100.0%)	0 (0.0%)	0 (0.0%)	1 (100.0%)	0 (0.0%)	0 (0.0%)	0 (0.0%)	0.48%	1 (100.0%)	1 (100.0%)	0 (0.0%)	0 (0.0%)	0 (0.0%)	0 (0.0%)
		自動火災報知設備	1,579	1 (100.0%)	0 (0.0%)	0 (0.0%)	1 (100.0%)	0 (0.0%)	0 (0.0%)	0 (0.0%)	0.06%	1 (100.0%)	1 (100.0%)	0 (0.0%)	0 (0.0%)	0 (0.0%)	0 (0.0%)
	菰野町消防本部	屋内消火栓設備	34	2 (100.0%)	1 (50.0%)	0 (0.0%)	1 (50.0%)	0 (0.0%)	0 (0.0%)	0 (0.0%)	5.88%	2 (100.0%)	2 (100.0%)	2 (100.0%)	0 (0.0%)	0 (0.0%)	0 (0.0%)
		スプリンクラー設備	31	0	0	0	0	0	0	0	0.00%	0	0	0	0	0	0
		自動火災報知設備	175	4 (100.0%)	0 (0.0%)	4 (100.0%)	0 (0.0%)	0 (0.0%)	0 (0.0%)	0 (0.0%)	2.29%	4 (100.0%)	4 (100.0%)	4 (100.0%)	0 (0.0%)	0 (0.0%)	0 (0.0%)
	鈴鹿市消防本部	屋内消火栓設備	95	1 (100.0%)	0 (0.0%)	1 (100.0%)	0 (0.0%)	0 (0.0%)	0 (0.0%)	0 (0.0%)	1.05%	1 (100.0%)	1 (100.0%)	1 (100.0%)	0 (0.0%)	0 (0.0%)	0 (0.0%)
		スプリンクラー設備	138	0	0	0	0	0	0	0	0.00%	0	0	0	0	0	0
		自動火災報知設備	1,017	9 (100.0%)	0 (0.0%)	3 (33.3%)	4 (44.4%)	1 (11.1%)	1 (11.1%)	0 (0.0%)	0.88%	9 (100.0%)	9 (100.0%)	9 (100.0%)	0 (0.0%)	0 (0.0%)	0 (0.0%)
	亀山市消防本部	屋内消火栓設備	37	0	0	0	0	0	0	0	0.00%	0	0	0	0	0	0
		スプリンクラー設備	44	0	0	0	0	0	0	0	0.00%	0	0	0	0	0	0
		自動火災報知設備	204	0	0	0	0	0	0	0	0.00%	0	0	0	0	0	0

別紙２－２

重大違反対象物※1の状況※2（特定防火対象物※3・消防用設備等別）

都道府県名	消防本部名	消防用設備等区分	義務対象物数※4	重大違反対象物数※5	違反覚知からの経過年数 ※6						重大違反率（%）	（参考）是正指導・是正措置の状況等					
					1年未満	1年以上3年未満	3年以上5年未満	5年以上10年未満	10年以上	不明※7		是正指導・是正措置中の対象物数	警告前段の行政指導実施中の対象物数	改修期限を定めている対象物数	警告対象物数	命令対象物数	告発対象物数
			A	B(B/B)	C(C/B)	D(D/B)	E(E/B)	F(F/B)	G(G/B)	H(H/B)	I(B/A)	J(J/B)	K(K/J)	L(L/K)	M(M/B)	N(N/B)	O(O/B)
	津市消防本部	屋内消火栓設備	220	0	0	0	0	0	0	0	0.00%	0	0	0	0	0	0
		スプリンクラー設備	281	0	0	0	0	0	0	0	0.00%	0	0	0	0	0	0
		自動火災報知設備	1,640	7 (100.0%)	4 (57.1%)	1 (14.3%)	0 (0.0%)	1 (14.3%)	1 (14.3%)	0 (0.0%)	0.43%	7 (100.0%)	5 (71.4%)	1 (20.0%)	2 (28.6%)	0 (0.0%)	0 (0.0%)
	松阪地区広域消防組合消防本部	屋内消火栓設備	217	6 (100.0%)	4 (66.7%)	2 (33.3%)	0 (0.0%)	0 (0.0%)	0 (0.0%)	0 (0.0%)	2.76%	6 (100.0%)	4 (66.7%)	0 (0.0%)	1 (16.7%)	1 (16.7%)	0 (0.0%)
		スプリンクラー設備	226	1 (100.0%)	1 (100.0%)	0 (0.0%)	0 (0.0%)	0 (0.0%)	0 (0.0%)	0 (0.0%)	0.44%	1 (100.0%)	1 (100.0%)	0 (0.0%)	0 (0.0%)	0 (0.0%)	0 (0.0%)
		自動火災報知設備	1,372	12 (100.0%)	9 (75.0%)	3 (25.0%)	0 (0.0%)	0 (0.0%)	0 (0.0%)	0 (0.0%)	0.87%	12 (100.0%)	11 (91.7%)	2 (18.2%)	1 (8.3%)	0 (0.0%)	0 (0.0%)
	伊勢市消防本部	屋内消火栓設備	129	5 (100.0%)	2 (40.0%)	1 (20.0%)	2 (40.0%)	0 (0.0%)	0 (0.0%)	0 (0.0%)	3.88%	5 (100.0%)	5 (100.0%)	5 (100.0%)	0 (0.0%)	0 (0.0%)	0 (0.0%)
		スプリンクラー設備	85	1 (100.0%)	0 (0.0%)	1 (100.0%)	0 (0.0%)	0 (0.0%)	0 (0.0%)	0 (0.0%)	1.18%	1 (100.0%)	0 (0.0%)	– 0	1 (100.0%)	0 (0.0%)	0 (0.0%)
		自動火災報知設備	928	13 (100.0%)	2 (15.4%)	1 (7.7%)	2 (15.4%)	4 (30.8%)	4 (30.8%)	0 (0.0%)	1.40%	13 (100.0%)	12 (92.3%)	12 (100.0%)	1 (7.7%)	0 (0.0%)	0 (0.0%)
	鳥羽市消防本部	屋内消火栓設備	70	2 (100.0%)	0 (0.0%)	0 (0.0%)	2 (100.0%)	0 (0.0%)	0 (0.0%)	0 (0.0%)	2.86%	2 (100.0%)	2 (100.0%)	2 (100.0%)	0 (0.0%)	0 (0.0%)	0 (0.0%)
		スプリンクラー設備	31	0	0	0	0	0	0	0	0.00%	0	0	0	0	0	0
		自動火災報知設備	291	0	0	0	0	0	0	0	0.00%	0	0	0	0	0	0
	志摩広域消防組合消防本部	屋内消火栓設備	62	2 (100.0%)	0 (0.0%)	0 (0.0%)	0 (0.0%)	0 (0.0%)	2 (100.0%)	0 (0.0%)	3.23%	2 (100.0%)	2 (100.0%)	2 (100.0%)	0 (0.0%)	0 (0.0%)	0 (0.0%)
		スプリンクラー設備	69	0	0	0	0	0	0	0	0.00%	0	0	0	0	0	0
		自動火災報知設備	733	14 (100.0%)	1 (7.1%)	0 (0.0%)	0 (0.0%)	1 (7.1%)	10 (71.4%)	2 (14.3%)	1.91%	14 (100.0%)	13 (92.9%)	13 (100.0%)	1 (7.1%)	0 (0.0%)	0 (0.0%)
	紀勢地区広域消防組合消防本部	屋内消火栓設備	21	2 (100.0%)	0 (0.0%)	1 (50.0%)	0 (0.0%)	0 (0.0%)	1 (50.0%)	0 (0.0%)	9.52%	2 (100.0%)	2 (100.0%)	2 (100.0%)	0 (0.0%)	0 (0.0%)	0 (0.0%)
		スプリンクラー設備	29	0	0	0	0	0	0	0	0.00%	0	0	0	0	0	0
		自動火災報知設備	181	26 (100.0%)	0 (0.0%)	10 (38.5%)	2 (7.7%)	7 (26.9%)	7 (26.9%)	0 (0.0%)	14.36%	26 (100.0%)	26 (100.0%)	26 (100.0%)	0 (0.0%)	0 (0.0%)	0 (0.0%)
	三重紀北消防組合消防本部	屋内消火栓設備	24	2 (100.0%)	0 (0.0%)	2 (100.0%)	0 (0.0%)	0 (0.0%)	0 (0.0%)	0 (0.0%)	8.33%	2 (100.0%)	2 (100.0%)	2 (100.0%)	0 (0.0%)	0 (0.0%)	0 (0.0%)
		スプリンクラー設備	47	0	0	0	0	0	0	0	0.00%	0	0	0	0	0	0
		自動火災報知設備	201	2 (100.0%)	0 (0.0%)	2 (100.0%)	0 (0.0%)	0 (0.0%)	0 (0.0%)	0 (0.0%)	1.00%	2 (100.0%)	2 (100.0%)	2 (100.0%)	0 (0.0%)	0 (0.0%)	0 (0.0%)
	熊野市消防本部	屋内消火栓設備	28	0	0	0	0	0	0	0	0.00%	0	0	0	0	0	0
		スプリンクラー設備	45	1 (100.0%)	0 (0.0%)	0 (0.0%)	0 (0.0%)	1 (100.0%)	0 (0.0%)	0 (0.0%)	2.22%	1 (100.0%)	1 (100.0%)	1 (100.0%)	0 (0.0%)	0 (0.0%)	0 (0.0%)
		自動火災報知設備	244	4 (100.0%)	2 (50.0%)	0 (0.0%)	1 (25.0%)	1 (25.0%)	0 (0.0%)	0 (0.0%)	1.64%	4 (100.0%)	4 (100.0%)	4 (100.0%)	0 (0.0%)	0 (0.0%)	0 (0.0%)
	伊賀市消防本部	屋内消火栓設備	78	3 (100.0%)	1 (33.3%)	1 (33.3%)	1 (33.3%)	0 (0.0%)	0 (0.0%)	0 (0.0%)	3.85%	3 (100.0%)	3 (100.0%)	3 (100.0%)	0 (0.0%)	0 (0.0%)	0 (0.0%)
		スプリンクラー設備	54	0	0	0	0	0	0	0	0.00%	0	0	0	0	0	0
		自動火災報知設備	572	22 (100.0%)	6 (27.3%)	14 (63.6%)	1 (4.5%)	1 (4.5%)	0 (0.0%)	0 (0.0%)	3.85%	22 (100.0%)	22 (100.0%)	3 (13.6%)	0 (0.0%)	0 (0.0%)	0 (0.0%)
	名張市消防本部	屋内消火栓設備	41	0	0	0	0	0	0	0	0.00%	0	0	0	0	0	0
		スプリンクラー設備	68	0	0	0	0	0	0	0	0.00%	0	0	0	0	0	0
		自動火災報知設備	408	0	0	0	0	0	0	0	0.00%	0	0	0	0	0	0
滋賀県		屋内消火栓設備	863	4 (100.0%)	2 (50.0%)	0 (0.0%)	1 (25.0%)	0 (0.0%)	1 (25.0%)	0 (0.0%)	0.46%	4 (100.0%)	2 (50.0%)	2 (100.0%)	2 (50.0%)	0 (0.0%)	0 (0.0%)
		スプリンクラー設備	884	0	0	0	0	0	0	0	0.00%	0	0	0	0	0	0
		自動火災報知設備	7,362	4 (100.0%)	1 (25.0%)	1 (25.0%)	1 (25.0%)	0 (0.0%)	1 (25.0%)	0 (0.0%)	0.05%	4 (100.0%)	2 (50.0%)	2 (100.0%)	2 (50.0%)	0 (0.0%)	0 (0.0%)
	大津市消防局	屋内消火栓設備	181	1 (100.0%)	1 (100.0%)	0 (0.0%)	0 (0.0%)	0 (0.0%)	0 (0.0%)	0 (0.0%)	0.55%	1 (100.0%)	1 (100.0%)	1 (100.0%)	0 (0.0%)	0 (0.0%)	0 (0.0%)
		スプリンクラー設備	203	0	0	0	0	0	0	0	0.00%	0	0	0	0	0	0
		自動火災報知設備	1,526	0	0	0	0	0	0	0	0.00%	0	0	0	0	0	0

別紙２－２

重大違反対象物※1の状況※2（特定防火対象物※3・消防用設備等別）

都道府県名	消防本部名	消防用設備等区分	義務対象物数※4	重大違反対象物数※5	違反覚知からの経過年数 ※6						重大違反率（%）	（参考）是正指導・是正措置の状況等					
					1年未満	1年以上3年未満	3年以上5年未満	5年以上10年未満	10年以上	不明※7		是正指導・是正措置中の対象物数	警告前段の行政指導実施中の対象物数	改修期限を定めている対象物数	警告対象物数	命令対象物数	告発対象物数
			A	B(B/B)	C(C/B)	D(D/B)	E(E/B)	F(F/B)	G(G/B)	H(H/B)	I(B/A)	J(J/B)	K(K/J)	L(L/K)	M(M/B)	N(N/B)	O(O/B)
	湖南広域消防局	屋内消火栓設備	167	1 (100.0%)	1 (100.0%)	0 (0.0%)	0 (0.0%)	0 (0.0%)	0 (0.0%)	0 (0.0%)	0.60%	1 (100.0%)	0 (0.0%)	0	1 (100.0%)	0 (0.0%)	0 (0.0%)
		スプリンクラー設備	194	0	0	0	0	0	0	0	0.00%	0	0	0	0	0	0
		自動火災報知設備	1,503	0	0	0	0	0	0	0	0.00%	0	0	0	0	0	0
	東近江行政組合消防本部	屋内消火栓設備	141	0	0	0	0	0	0	0	0.00%	0	0	0	0	0	0
		スプリンクラー設備	146	0	0	0	0	0	0	0	0.00%	0	0	0	0	0	0
		自動火災報知設備	1,200	1 (100.0%)	1 (100.0%)	0 (0.0%)	0 (0.0%)	0 (0.0%)	0 (0.0%)	0 (0.0%)	0.08%	1 (100.0%)	0 (0.0%)	0	1 (100.0%)	0 (0.0%)	0 (0.0%)
	彦根市消防本部	屋内消火栓設備	103	2 (100.0%)	0 (0.0%)	0 (0.0%)	1 (50.0%)	0 (0.0%)	1 (50.0%)	0 (0.0%)	1.94%	2 (100.0%)	1 (50.0%)	1 (100.0%)	1 (50.0%)	0 (0.0%)	0 (0.0%)
		スプリンクラー設備	92	0	0	0	0	0	0	0	0.00%	0	0	0	0	0	0
		自動火災報知設備	757	2 (100.0%)	0 (0.0%)	0 (0.0%)	1 (50.0%)	0 (0.0%)	1 (50.0%)	0 (0.0%)	0.26%	2 (100.0%)	1 (50.0%)	1 (100.0%)	1 (50.0%)	0 (0.0%)	0 (0.0%)
	高島市消防本部	屋内消火栓設備	33	0	0	0	0	0	0	0	0.00%	0	0	0	0	0	0
		スプリンクラー設備	43	0	0	0	0	0	0	0	0.00%	0	0	0	0	0	0
		自動火災報知設備	500	0	0	0	0	0	0	0	0.00%	0	0	0	0	0	0
	湖北地域消防本部	屋内消火栓設備	148	0	0	0	0	0	0	0	0.00%	0	0	0	0	0	0
		スプリンクラー設備	109	0	0	0	0	0	0	0	0.00%	0	0	0	0	0	0
		自動火災報知設備	1,093	0	0	0	0	0	0	0	0.00%	0	0	0	0	0	0
	甲賀広域行政組合消防本部	屋内消火栓設備	90	0	0	0	0	0	0	0	0.00%	0	0	0	0	0	0
		スプリンクラー設備	97	0	0	0	0	0	0	0	0.00%	0	0	0	0	0	0
		自動火災報知設備	783	1 (100.0%)	0 (0.0%)	1 (100.0%)	0 (0.0%)	0 (0.0%)	0 (0.0%)	0 (0.0%)	0.13%	1 (100.0%)	1 (100.0%)	1 (100.0%)	0 (0.0%)	0 (0.0%)	0 (0.0%)
京都府		屋内消火栓設備	2,266	1 (100.0%)	1 (100.0%)	0 (0.0%)	0 (0.0%)	0 (0.0%)	0 (0.0%)	0 (0.0%)	0.04%	1 (100.0%)	1 (100.0%)	0 (0.0%)	0 (0.0%)	0 (0.0%)	0 (0.0%)
		スプリンクラー設備	1,734	0	0	0	0	0	0	0	0.00%	0	0	0	0	0	0
		自動火災報知設備	16,827	9 (100.0%)	5 (55.6%)	4 (44.4%)	0 (0.0%)	0 (0.0%)	0 (0.0%)	0 (0.0%)	0.05%	9 (100.0%)	9 (100.0%)	5 (55.6%)	0 (0.0%)	0 (0.0%)	0 (0.0%)
	京都市消防局	屋内消火栓設備	1,685	1 (100.0%)	1 (100.0%)	0 (0.0%)	0 (0.0%)	0 (0.0%)	0 (0.0%)	0 (0.0%)	0.06%	1 (100.0%)	1 (100.0%)	0 (0.0%)	0 (0.0%)	0 (0.0%)	0 (0.0%)
		スプリンクラー設備	1,039	0	0	0	0	0	0	0	0.00%	0	0	0	0	0	0
		自動火災報知設備	11,639	4 (100.0%)	3 (75.0%)	1 (25.0%)	0 (0.0%)	0 (0.0%)	0 (0.0%)	0 (0.0%)	0.03%	4 (100.0%)	4 (100.0%)	2 (50.0%)	0 (0.0%)	0 (0.0%)	0 (0.0%)
	福知山市消防本部	屋内消火栓設備	58	0	0	0	0	0	0	0	0.00%	0	0	0	0	0	0
		スプリンクラー設備	82	0	0	0	0	0	0	0	0.00%	0	0	0	0	0	0
		自動火災報知設備	598	0	0	0	0	0	0	0	0.00%	0	0	0	0	0	0
	舞鶴市消防本部	屋内消火栓設備	49	0	0	0	0	0	0	0	0.00%	0	0	0	0	0	0
		スプリンクラー設備	48	0	0	0	0	0	0	0	0.00%	0	0	0	0	0	0
		自動火災報知設備	541	0	0	0	0	0	0	0	0.00%	0	0	0	0	0	0
	綾部市消防本部	屋内消火栓設備	24	0	0	0	0	0	0	0	0.00%	0	0	0	0	0	0
		スプリンクラー設備	30	0	0	0	0	0	0	0	0.00%	0	0	0	0	0	0
		自動火災報知設備	190	0	0	0	0	0	0	0	0.00%	0	0	0	0	0	0
	宇治市消防本部	屋内消火栓設備	79	0	0	0	0	0	0	0	0.00%	0	0	0	0	0	0
		スプリンクラー設備	96	0	0	0	0	0	0	0	0.00%	0	0	0	0	0	0
		自動火災報知設備	569	0	0	0	0	0	0	0	0.00%	0	0	0	0	0	0

別紙２－２

重大違反対象物※1の状況※2（特定防火対象物※3・消防用設備等別）

都道府県名	消防本部名	消防用設備等区分	義務対象物数※4	重大違反対象物数※5	違反覚知からの経過年数 ※6						重大違反率（%）	（参考）是正指導・是正措置の状況等					
					1年未満	1年以上3年未満	3年以上5年未満	5年以上10年未満	10年以上	不明※7		是正指導・是正措置中の対象物数	警告前段の行政指導実施中の対象物数	改修期限を定めている対象物数	警告対象物数	命令対象物数	告発対象物数
			A	B(B/B)	C(C/B)	D(D/B)	E(E/B)	F(F/B)	G(G/B)	H(H/B)	I(B/A)	J(J/B)	K(K/J)	L(L/K)	M(M/B)	N(N/B)	O(O/B)
	城陽市消防本部	屋内消火栓設備	42	0	0	0	0	0	0	0	0.00%	0	0	0	0	0	0
		スプリンクラー設備	53	0	0	0	0	0	0	0	0.00%	0	0	0	0	0	0
		自動火災報知設備	243	1 (100.0%)	0 (0.0%)	1 (100.0%)	0 (0.0%)	0 (0.0%)	0 (0.0%)	0 (0.0%)	0.41%	1 (100.0%)	1 (100.0%)	1 (100.0%)	0 (0.0%)	0 (0.0%)	0 (0.0%)
	八幡市消防本部	屋内消火栓設備	25	0	0	0	0	0	0	0	0.00%	0	0	0	0	0	0
		スプリンクラー設備	30	0	0	0	0	0	0	0	0.00%	0	0	0	0	0	0
		自動火災報知設備	189	0	0	0	0	0	0	0	0.00%	0	0	0	0	0	0
	京田辺市消防本部	屋内消火栓設備	24	0	0	0	0	0	0	0	0.00%	0	0	0	0	0	0
		スプリンクラー設備	29	0	0	0	0	0	0	0	0.00%	0	0	0	0	0	0
		自動火災報知設備	298	0	0	0	0	0	0	0	0.00%	0	0	0	0	0	0
	京丹後市消防本部	屋内消火栓設備	67	0	0	0	0	0	0	0	0.00%	0	0	0	0	0	0
		スプリンクラー設備	46	0	0	0	0	0	0	0	0.00%	0	0	0	0	0	0
		自動火災報知設備	566	0	0	0	0	0	0	0	0.00%	0	0	0	0	0	0
	久御山町消防本部	屋内消火栓設備	12	0	0	0	0	0	0	0	0.00%	0	0	0	0	0	0
		スプリンクラー設備	12	0	0	0	0	0	0	0	0.00%	0	0	0	0	0	0
		自動火災報知設備	75	1 (100.0%)	0 (0.0%)	1 (100.0%)	0 (0.0%)	0 (0.0%)	0 (0.0%)	0 (0.0%)	1.33%	1 (100.0%)	1 (100.0%)	0 (0.0%)	0 (0.0%)	0 (0.0%)	0 (0.0%)
	精華町消防本部	屋内消火栓設備	17	0	0	0	0	0	0	0	0.00%	0	0	0	0	0	0
		スプリンクラー設備	15	0	0	0	0	0	0	0	0.00%	0	0	0	0	0	0
		自動火災報知設備	81	0	0	0	0	0	0	0	0.00%	0	0	0	0	0	0
	相楽中部消防組合消防本部	屋内消火栓設備	17	0	0	0	0	0	0	0	0.00%	0	0	0	0	0	0
		スプリンクラー設備	42	0	0	0	0	0	0	0	0.00%	0	0	0	0	0	0
		自動火災報知設備	275	2 (100.0%)	2 (100.0%)	0 (0.0%)	0 (0.0%)	0 (0.0%)	0 (0.0%)	0 (0.0%)	0.73%	2 (100.0%)	2 (100.0%)	2 (100.0%)	0 (0.0%)	0 (0.0%)	0 (0.0%)
	宮津与謝消防組合消防本部	屋内消火栓設備	45	0	0	0	0	0	0	0	0.00%	0	0	0	0	0	0
		スプリンクラー設備	29	0	0	0	0	0	0	0	0.00%	0	0	0	0	0	0
		自動火災報知設備	444	1 (100.0%)	0 (0.0%)	1 (100.0%)	0 (0.0%)	0 (0.0%)	0 (0.0%)	0 (0.0%)	0.23%	1 (100.0%)	1 (100.0%)	0 (0.0%)	0 (0.0%)	0 (0.0%)	0 (0.0%)
	京都中部広域消防組合消防本部	屋内消火栓設備	75	0	0	0	0	0	0	0	0.00%	0	0	0	0	0	0
		スプリンクラー設備	94	0	0	0	0	0	0	0	0.00%	0	0	0	0	0	0
		自動火災報知設備	682	0	0	0	0	0	0	0	0.00%	0	0	0	0	0	0
	乙訓消防組合消防本部	屋内消火栓設備	47	0	0	0	0	0	0	0	0.00%	0	0	0	0	0	0
		スプリンクラー設備	89	0	0	0	0	0	0	0	0.00%	0	0	0	0	0	0
		自動火災報知設備	437	0	0	0	0	0	0	0	0.00%	0	0	0	0	0	0
大阪府		屋内消火栓設備	7,807	30 (100.0%)	11 (36.7%)	10 (33.3%)	3 (10.0%)	2 (6.7%)	4 (13.3%)	0 (0.0%)	0.38%	30 (100.0%)	24 (80.0%)	10 (41.7%)	5 (16.7%)	1 (3.3%)	0 (0.0%)
		スプリンクラー設備	6,751	3 (100.0%)	3 (100.0%)	0 (0.0%)	0 (0.0%)	0 (0.0%)	0 (0.0%)	0 (0.0%)	0.04%	3 (100.0%)	3 (100.0%)	1 (33.3%)	0 (0.0%)	0 (0.0%)	0 (0.0%)
		自動火災報知設備	44,337	154 (100.0%)	113 (73.4%)	17 (11.0%)	8 (5.2%)	5 (3.2%)	11 (7.1%)	0 (0.0%)	0.35%	154 (100.0%)	142 (92.2%)	45 (31.7%)	12 (7.8%)	0 (0.0%)	0 (0.0%)
	大阪市消防局	屋内消火栓設備	4,008	14 (100.0%)	7 (50.0%)	6 (42.9%)	1 (7.1%)	0 (0.0%)	0 (0.0%)	0 (0.0%)	0.35%	14 (100.0%)	12 (85.7%)	0 (0.0%)	2 (14.3%)	0 (0.0%)	0 (0.0%)
		スプリンクラー設備	2,648	2 (100.0%)	2 (100.0%)	0 (0.0%)	0 (0.0%)	0 (0.0%)	0 (0.0%)	0 (0.0%)	0.08%	2 (100.0%)	2 (100.0%)	0 (0.0%)	0 (0.0%)	0 (0.0%)	0 (0.0%)
		自動火災報知設備	20,874	86 (100.0%)	84 (97.7%)	2 (2.3%)	0 (0.0%)	0 (0.0%)	0 (0.0%)	0 (0.0%)	0.41%	86 (100.0%)	85 (98.8%)	0 (0.0%)	1 (1.2%)	0 (0.0%)	0 (0.0%)

重大違反対象物※1の状況※2（特定防火対象物※3・消防用設備等別）

都道府県名	消防本部名	消防用設備等区分	義務対象物数※4	重大違反対象物数※5	違反覚知からの経過年数 ※6						重大違反率（%）	（参考）是正指導・是正措置の状況等					
					1年未満	1年以上3年未満	3年以上5年未満	5年以上10年未満	10年以上	不明※7		是正指導・是正措置中の対象物数	警告前段の行政指導実施中の対象物数	改修期限を定めている対象物数	警告対象物数	命令対象物数	告発対象物数
			A	B(B/B)	C(C/B)	D(D/B)	E(E/B)	F(F/B)	G(G/B)	H(H/B)	I(B/A)	J(J/B)	K(K/J)	L(L/K)	M(M/B)	N(N/B)	O(O/B)
	堺市消防局	屋内消火栓設備	974	4 (100.0%)	0 (0.0%)	2 (50.0%)	0 (0.0%)	2 (50.0%)	0 (0.0%)	0 (0.0%)	0.41%	4 (100.0%)	1 (25.0%)	1 (100.0%)	2 (50.0%)	1 (25.0%)	0 (0.0%)
		スプリンクラー設備	659	0	0	0	0	0	0	0	0.00%	0	0	0	0	0	0
		自動火災報知設備	3,541	10 (100.0%)	4 (40.0%)	3 (30.0%)	1 (10.0%)	2 (20.0%)	0 (0.0%)	0 (0.0%)	0.28%	10 (100.0%)	4 (40.0%)	4 (100.0%)	6 (60.0%)	0 (0.0%)	0 (0.0%)
	岸和田市消防本部	屋内消火栓設備	140	3 (100.0%)	2 (66.7%)	1 (33.3%)	0 (0.0%)	0 (0.0%)	0 (0.0%)	0 (0.0%)	2.14%	3 (100.0%)	3 (100.0%)	1 (33.3%)	0 (0.0%)	0 (0.0%)	0 (0.0%)
		スプリンクラー設備	124	0	0	0	0	0	0	0	0.00%	0	0	0	0	0	0
		自動火災報知設備	823	1 (100.0%)	1 (100.0%)	0 (0.0%)	0 (0.0%)	0 (0.0%)	0 (0.0%)	0 (0.0%)	0.12%	1 (100.0%)	1 (100.0%)	0 (0.0%)	0 (0.0%)	0 (0.0%)	0 (0.0%)
	豊中市消防局	屋内消火栓設備	136	0	0	0	0	0	0	0	0.00%	0	0	0	0	0	0
		スプリンクラー設備	273	0	0	0	0	0	0	0	0.00%	0	0	0	0	0	0
		自動火災報知設備	1,421	1 (100.0%)	0 (0.0%)	1 (100.0%)	0 (0.0%)	0 (0.0%)	0 (0.0%)	0 (0.0%)	0.07%	1 (100.0%)	1 (100.0%)	1 (100.0%)	0 (0.0%)	0 (0.0%)	0 (0.0%)
	池田市消防本部	屋内消火栓設備	49	0	0	0	0	0	0	0	0.00%	0	0	0	0	0	0
		スプリンクラー設備	72	0	0	0	0	0	0	0	0.00%	0	0	0	0	0	0
		自動火災報知設備	526	2 (100.0%)	1 (50.0%)	1 (50.0%)	0 (0.0%)	0 (0.0%)	0 (0.0%)	0 (0.0%)	0.38%	2 (100.0%)	1 (50.0%)	1 (100.0%)	1 (50.0%)	0 (0.0%)	0 (0.0%)
	吹田市消防本部	屋内消火栓設備	281	0	0	0	0	0	0	0	0.00%	0	0	0	0	0	0
		スプリンクラー設備	229	0	0	0	0	0	0	0	0.00%	0	0	0	0	0	0
		自動火災報知設備	1,280	0	0	0	0	0	0	0	0.00%	0	0	0	0	0	0
	泉大津市消防本部	屋内消火栓設備	28	0	0	0	0	0	0	0	0.00%	0	0	0	0	0	0
		スプリンクラー設備	49	0	0	0	0	0	0	0	0.00%	0	0	0	0	0	0
		自動火災報知設備	287	2 (100.0%)	1 (50.0%)	1 (50.0%)	0 (0.0%)	0 (0.0%)	0 (0.0%)	0 (0.0%)	0.70%	2 (100.0%)	2 (100.0%)	0 (0.0%)	0 (0.0%)	0 (0.0%)	0 (0.0%)
	高槻市消防本部	屋内消火栓設備	164	0	0	0	0	0	0	0	0.00%	0	0	0	0	0	0
		スプリンクラー設備	177	0	0	0	0	0	0	0	0.00%	0	0	0	0	0	0
		自動火災報知設備	1,206	1 (100.0%)	0 (0.0%)	1 (100.0%)	0 (0.0%)	0 (0.0%)	0 (0.0%)	0 (0.0%)	0.08%	1 (100.0%)	1 (100.0%)	1 (100.0%)	0 (0.0%)	0 (0.0%)	0 (0.0%)
	貝塚市消防本部	屋内消火栓設備	68	1 (100.0%)	1 (100.0%)	0 (0.0%)	0 (0.0%)	0 (0.0%)	0 (0.0%)	0 (0.0%)	1.47%	1 (100.0%)	1 (100.0%)	1 (100.0%)	0 (0.0%)	0 (0.0%)	0 (0.0%)
		スプリンクラー設備	69	0	0	0	0	0	0	0	0.00%	0	0	0	0	0	0
		自動火災報知設備	390	0	0	0	0	0	0	0	0.00%	0	0	0	0	0	0
	茨木市消防本部	屋内消火栓設備	106	0	0	0	0	0	0	0	0.00%	0	0	0	0	0	0
		スプリンクラー設備	145	0	0	0	0	0	0	0	0.00%	0	0	0	0	0	0
		自動火災報知設備	1,004	0	0	0	0	0	0	0	0.00%	0	0	0	0	0	0
	八尾市消防本部	屋内消火栓設備	182	0	0	0	0	0	0	0	0.00%	0	0	0	0	0	0
		スプリンクラー設備	217	1 (100.0%)	1 (100.0%)	0 (0.0%)	0 (0.0%)	0 (0.0%)	0 (0.0%)	0 (0.0%)	0.46%	1 (100.0%)	1 (100.0%)	1 (100.0%)	0 (0.0%)	0 (0.0%)	0 (0.0%)
		自動火災報知設備	971	1 (100.0%)	0 (0.0%)	0 (0.0%)	0 (0.0%)	1 (100.0%)	0 (0.0%)	0 (0.0%)	0.10%	1 (100.0%)	1 (100.0%)	0 (0.0%)	0 (0.0%)	0 (0.0%)	0 (0.0%)
	富田林市消防本部	屋内消火栓設備	50	0	0	0	0	0	0	0	0.00%	0	0	0	0	0	0
		スプリンクラー設備	113	0	0	0	0	0	0	0	0.00%	0	0	0	0	0	0
		自動火災報知設備	514	5 (100.0%)	4 (80.0%)	0 (0.0%)	1 (20.0%)	0 (0.0%)	0 (0.0%)	0 (0.0%)	0.97%	5 (100.0%)	5 (100.0%)	0 (0.0%)	0 (0.0%)	0 (0.0%)	0 (0.0%)
	河内長野市消防本部	屋内消火栓設備	44	0	0	0	0	0	0	0	0.00%	0	0	0	0	0	0
		スプリンクラー設備	69	0	0	0	0	0	0	0	0.00%	0	0	0	0	0	0
		自動火災報知設備	375	1 (100.0%)	0 (0.0%)	1 (100.0%)	0 (0.0%)	0 (0.0%)	0 (0.0%)	0 (0.0%)	0.27%	1 (100.0%)	1 (100.0%)	1 (100.0%)	0 (0.0%)	0 (0.0%)	0 (0.0%)

別紙２－２

重大違反対象物※1の状況※2（特定防火対象物※3・消防用設備等別）

都道府県名	消防本部名	消防用設備等区分	義務対象物数※4	重大違反対象物数※5	違反覚知からの経過年数 ※6						重大違反率（%）	（参考）是正指導・是正措置の状況等					
					1年未満	1年以上3年未満	3年以上5年未満	5年以上10年未満	10年以上	不明※7		是正指導・是正措置中の対象物数	警告前段の行政指導実施中の対象物数	改修期限を定めている対象物数	警告対象物数	命令対象物数	告発対象物数
			A	B(B/B)	C(C/B)	D(D/B)	E(E/B)	F(F/B)	G(G/B)	H(H/B)	I(B/A)	J(J/B)	K(K/J)	L(L/K)	M(M/B)	N(N/B)	O(O/B)
	松原市消防本部	屋内消火栓設備	52	0	0	0	0	0	0	0	0.00%	0	0	0	0	0	0
		スプリンクラー設備	88	0	0	0	0	0	0	0	0.00%	0	0	0	0	0	0
		自動火災報知設備	448	4 (100.0%)	4 (100.0%)	0 (0.0%)	0 (0.0%)	0 (0.0%)	0 (0.0%)	0 (0.0%)	0.89%	4 (100.0%)	3 (75.0%)	3 (100.0%)	1 (25.0%)	0 (0.0%)	0 (0.0%)
	和泉市消防本部	屋内消火栓設備	111	2 (100.0%)	0 (0.0%)	1 (50.0%)	1 (50.0%)	0 (0.0%)	0 (0.0%)	0 (0.0%)	1.80%	2 (100.0%)	2 (100.0%)	2 (100.0%)	0 (0.0%)	0 (0.0%)	0 (0.0%)
		スプリンクラー設備	134	0	0	0	0	0	0	0	0.00%	0	0	0	0	0	0
		自動火災報知設備	740	13 (100.0%)	3 (23.1%)	7 (53.8%)	2 (15.4%)	0 (0.0%)	1 (7.7%)	0 (0.0%)	1.76%	13 (100.0%)	13 (100.0%)	13 (100.0%)	0 (0.0%)	0 (0.0%)	0 (0.0%)
	箕面市消防本部	屋内消火栓設備	85	0	0	0	0	0	0	0	0.00%	0	0	0	0	0	0
		スプリンクラー設備	88	0	0	0	0	0	0	0	0.00%	0	0	0	0	0	0
		自動火災報知設備	592	0	0	0	0	0	0	0	0.00%	0	0	0	0	0	0
	摂津市消防本部	屋内消火栓設備	32	0	0	0	0	0	0	0	0.00%	0	0	0	0	0	0
		スプリンクラー設備	33	0	0	0	0	0	0	0	0.00%	0	0	0	0	0	0
		自動火災報知設備	329	2 (100.0%)	2 (100.0%)	0 (0.0%)	0 (0.0%)	0 (0.0%)	0 (0.0%)	0 (0.0%)	0.61%	2 (100.0%)	1 (50.0%)	1 (100.0%)	1 (50.0%)	0 (0.0%)	0 (0.0%)
	東大阪市消防局	屋内消火栓設備	249	4 (100.0%)	0 (0.0%)	0 (0.0%)	0 (0.0%)	0 (0.0%)	4 (100.0%)	0 (0.0%)	1.61%	4 (100.0%)	4 (100.0%)	4 (100.0%)	0 (0.0%)	0 (0.0%)	0 (0.0%)
		スプリンクラー設備	305	0	0	0	0	0	0	0	0.00%	0	0	0	0	0	0
		自動火災報知設備	2,201	12 (100.0%)	0 (0.0%)	0 (0.0%)	2 (16.7%)	2 (16.7%)	8 (66.7%)	0 (0.0%)	0.55%	12 (100.0%)	12 (100.0%)	11 (91.7%)	0 (0.0%)	0 (0.0%)	0 (0.0%)
	交野市消防本部	屋内消火栓設備	33	0	0	0	0	0	0	0	0.00%	0	0	0	0	0	0
		スプリンクラー設備	43	0	0	0	0	0	0	0	0.00%	0	0	0	0	0	0
		自動火災報知設備	196	1 (100.0%)	0 (0.0%)	0 (0.0%)	0 (0.0%)	0 (0.0%)	1 (100.0%)	0 (0.0%)	0.51%	1 (100.0%)	1 (100.0%)	1 (100.0%)	0 (0.0%)	0 (0.0%)	0 (0.0%)
	大阪狭山市消防本部	屋内消火栓設備	21	0	0	0	0	0	0	0	0.00%	0	0	0	0	0	0
		スプリンクラー設備	37	0	0	0	0	0	0	0	0.00%	0	0	0	0	0	0
		自動火災報知設備	214	0	0	0	0	0	0	0	0.00%	0	0	0	0	0	0
	島本町消防本部	屋内消火栓設備	19	0	0	0	0	0	0	0	0.00%	0	0	0	0	0	0
		スプリンクラー設備	12	0	0	0	0	0	0	0	0.00%	0	0	0	0	0	0
		自動火災報知設備	58	0	0	0	0	0	0	0	0.00%	0	0	0	0	0	0
	忠岡町消防本部	屋内消火栓設備	9	0	0	0	0	0	0	0	0.00%	0	0	0	0	0	0
		スプリンクラー設備	14	0	0	0	0	0	0	0	0.00%	0	0	0	0	0	0
		自動火災報知設備	63	1 (100.0%)	1 (100.0%)	0 (0.0%)	0 (0.0%)	0 (0.0%)	0 (0.0%)	0 (0.0%)	1.59%	1 (100.0%)	1 (100.0%)	1 (100.0%)	0 (0.0%)	0 (0.0%)	0 (0.0%)
	守口市門真市消防組合消防本部	屋内消火栓設備	162	0	0	0	0	0	0	0	0.00%	0	0	0	0	0	0
		スプリンクラー設備	195	0	0	0	0	0	0	0	0.00%	0	0	0	0	0	0
		自動火災報知設備	1,177	1 (100.0%)	1 (100.0%)	0 (0.0%)	0 (0.0%)	0 (0.0%)	0 (0.0%)	0 (0.0%)	0.08%	1 (100.0%)	1 (100.0%)	1 (100.0%)	0 (0.0%)	0 (0.0%)	0 (0.0%)
	枚方寝屋川消防組合消防本部	屋内消火栓設備	451	0	0	0	0	0	0	0	0.00%	0	0	0	0	0	0
		スプリンクラー設備	452	0	0	0	0	0	0	0	0.00%	0	0	0	0	0	0
		自動火災報知設備	2,336	3 (100.0%)	2 (66.7%)	0 (0.0%)	0 (0.0%)	0 (0.0%)	1 (33.3%)	0 (0.0%)	0.13%	3 (100.0%)	3 (100.0%)	1 (33.3%)	0 (0.0%)	0 (0.0%)	0 (0.0%)
	柏原羽曳野藤井寺消防組合消防本部	屋内消火栓設備	101	1 (100.0%)	0 (0.0%)	0 (0.0%)	1 (100.0%)	0 (0.0%)	0 (0.0%)	0 (0.0%)	0.99%	1 (100.0%)	1 (100.0%)	1 (100.0%)	0 (0.0%)	0 (0.0%)	0 (0.0%)
		スプリンクラー設備	178	0	0	0	0	0	0	0	0.00%	0	0	0	0	0	0
		自動火災報知設備	928	2 (100.0%)	0 (0.0%)	0 (0.0%)	2 (100.0%)	0 (0.0%)	0 (0.0%)	0 (0.0%)	0.22%	2 (100.0%)	2 (100.0%)	2 (100.0%)	0 (0.0%)	0 (0.0%)	0 (0.0%)

別紙２－２

重大違反対象物※1の状況※2（特定防火対象物※3・消防用設備等別）

都道府県名	消防本部名	消防用設備等区分	義務対象物数※4	重大違反対象物数※5	違反覚知からの経過年数 ※6						重大違反率（%）	（参考）是正指導・是正措置の状況等					
					1年未満	1年以上3年未満	3年以上5年未満	5年以上10年未満	10年以上	不明※7		是正指導・是正措置中の対象物数	警告前段の行政指導実施中の対象物数	改修期限を定めている対象物数	警告対象物数	命令対象物数	告発対象物数
			A	B(B/B)	C(C/B)	D(D/B)	E(E/B)	F(F/B)	G(G/B)	H(H/B)	I(B/A)	J(J/B)	K(K/J)	L(L/K)	M(M/B)	N(N/B)	O(O/B)
	泉州南広域消防本部	屋内消火栓設備	168	0	0	0	0	0	0	0	0.00%	0	0	0	0	0	0
		スプリンクラー設備	226	0	0	0	0	0	0	0	0.00%	0	0	0	0	0	0
		自動火災報知設備	1,207	1 (100.0%)	1 (100.0%)	0 (0.0%)	0 (0.0%)	0 (0.0%)	0 (0.0%)	0 (0.0%)	0.08%	1 (100.0%)	1 (100.0%)	1 (100.0%)	0 (0.0%)	0 (0.0%)	0 (0.0%)
	大東四條畷消防組合消防本部	屋内消火栓設備	84	1 (100.0%)	1 (100.0%)	0 (0.0%)	0 (0.0%)	0 (0.0%)	0 (0.0%)	0 (0.0%)	1.19%	1 (100.0%)	0 (0.0%)	0	1 (100.0%)	0 (0.0%)	0 (0.0%)
		スプリンクラー設備	102	0	0	0	0	0	0	0	0.00%	0	0	0	0	0	0
		自動火災報知設備	636	4 (100.0%)	4 (100.0%)	0 (0.0%)	0 (0.0%)	0 (0.0%)	0 (0.0%)	0 (0.0%)	0.63%	4 (100.0%)	2 (50.0%)	2 (100.0%)	2 (50.0%)	0 (0.0%)	0 (0.0%)
兵庫県		屋内消火栓設備	2,992	9 (100.0%)	5 (55.6%)	3 (33.3%)	0 (0.0%)	0 (0.0%)	1 (11.1%)	0 (0.0%)	0.30%	9 (100.0%)	3 (33.3%)	3 (100.0%)	5 (55.6%)	1 (11.1%)	0 (0.0%)
		スプリンクラー設備	3,509	5 (100.0%)	3 (60.0%)	2 (40.0%)	0 (0.0%)	0 (0.0%)	0 (0.0%)	0 (0.0%)	0.14%	5 (100.0%)	2 (40.0%)	2 (100.0%)	2 (40.0%)	1 (20.0%)	0 (0.0%)
		自動火災報知設備	24,551	37 (100.0%)	23 (62.2%)	8 (21.6%)	1 (2.7%)	1 (2.7%)	4 (10.8%)	0 (0.0%)	0.15%	37 (100.0%)	30 (81.1%)	29 (96.7%)	4 (10.8%)	3 (8.1%)	0 (0.0%)
	神戸市消防局	屋内消火栓設備	861	3 (100.0%)	2 (66.7%)	1 (33.3%)	0 (0.0%)	0 (0.0%)	0 (0.0%)	0 (0.0%)	0.05%	3 (100.0%)	2 (66.7%)	2 (100.0%)	1 (33.3%)	0 (0.0%)	0 (0.0%)
		スプリンクラー設備	1,058	3 (100.0%)	2 (66.7%)	1 (33.3%)	0 (0.0%)	0 (0.0%)	0 (0.0%)	0 (0.0%)	0.49%	3 (100.0%)	1 (33.3%)	1 (100.0%)	2 (66.7%)	0 (0.0%)	0 (0.0%)
		自動火災報知設備	5,863	6 (100.0%)	6 (100.0%)	0 (0.0%)	0 (0.0%)	0 (0.0%)	0 (0.0%)	0 (0.0%)	0.04%	6 (100.0%)	5 (83.3%)	4 (80.0%)	1 (16.7%)	0 (0.0%)	0 (0.0%)
	姫路市消防局	屋内消火栓設備	333	1 (100.0%)	1 (100.0%)	0 (0.0%)	0 (0.0%)	0 (0.0%)	0 (0.0%)	0 (0.0%)	0.30%	1 (100.0%)	0 (0.0%)	0	1 (100.0%)	0 (0.0%)	0 (0.0%)
		スプリンクラー設備	399	2 (100.0%)	1 (50.0%)	1 (50.0%)	0 (0.0%)	0 (0.0%)	0 (0.0%)	0 (0.0%)	0.50%	2 (100.0%)	1 (50.0%)	1 (100.0%)	0 (0.0%)	1 (50.0%)	0 (0.0%)
		自動火災報知設備	3,116	2 (100.0%)	1 (50.0%)	1 (50.0%)	0 (0.0%)	0 (0.0%)	0 (0.0%)	0 (0.0%)	0.06%	2 (100.0%)	1 (50.0%)	1 (100.0%)	0 (0.0%)	1 (50.0%)	0 (0.0%)
	尼崎市消防局	屋内消火栓設備	196	1 (100.0%)	0 (0.0%)	1 (100.0%)	0 (0.0%)	0 (0.0%)	0 (0.0%)	0 (0.0%)	0.51%	1 (100.0%)	0 (0.0%)	0	1 (100.0%)	0 (0.0%)	0 (0.0%)
		スプリンクラー設備	265	0	0	0	0	0	0	0	0.00%	0	0	0	0	0	0
		自動火災報知設備	1,958	4 (100.0%)	2 (50.0%)	1 (25.0%)	1 (25.0%)	0 (0.0%)	0 (0.0%)	0 (0.0%)	0.20%	4 (100.0%)	2 (50.0%)	2 (100.0%)	2 (50.0%)	0 (0.0%)	0 (0.0%)
	明石市消防局	屋内消火栓設備	118	0	0	0	0	0	0	0	0.00%	0	0	0	0	0	0
		スプリンクラー設備	151	0	0	0	0	0	0	0	0.00%	0	0	0	0	0	0
		自動火災報知設備	1,132	0	0	0	0	0	0	0	0.00%	0	0	0	0	0	0
	西宮市消防局	屋内消火栓設備	111	1 (100.0%)	1 (100.0%)	0 (0.0%)	0 (0.0%)	0 (0.0%)	0 (0.0%)	0 (0.0%)	0.90%	1 (100.0%)	0 (0.0%)	0	1 (100.0%)	0 (0.0%)	0 (0.0%)
		スプリンクラー設備	219	0	0	0	0	0	0	0	0.00%	0	0	0	0	0	0
		自動火災報知設備	1,504	3 (100.0%)	3 (100.0%)	0 (0.0%)	0 (0.0%)	0 (0.0%)	0 (0.0%)	0 (0.0%)	0.20%	3 (100.0%)	2 (66.7%)	2 (100.0%)	1 (33.3%)	0 (0.0%)	0 (0.0%)
	芦屋市消防本部	屋内消火栓設備	53	0	0	0	0	0	0	0	0.00%	0	0	0	0	0	0
		スプリンクラー設備	48	0	0	0	0	0	0	0	0.00%	0	0	0	0	0	0
		自動火災報知設備	359	0	0	0	0	0	0	0	0.00%	0	0	0	0	0	0
	伊丹市消防局	屋内消火栓設備	94	0	0	0	0	0	0	0	0.00%	0	0	0	0	0	0
		スプリンクラー設備	93	0	0	0	0	0	0	0	0.00%	0	0	0	0	0	0
		自動火災報知設備	745	5 (100.0%)	5 (100.0%)	0 (0.0%)	0 (0.0%)	0 (0.0%)	0 (0.0%)	0 (0.0%)	0.67%	5 (100.0%)	5 (100.0%)	5 (100.0%)	0 (0.0%)	0 (0.0%)	0 (0.0%)
	豊岡市消防本部	屋内消火栓設備	154	0	0	0	0	0	0	0	0.00%	0	0	0	0	0	0
		スプリンクラー設備	65	0	0	0	0	0	0	0	0.00%	0	0	0	0	0	0
		自動火災報知設備	944	0	0	0	0	0	0	0	0.00%	0	0	0	0	0	0
	加古川市消防本部	屋内消火栓設備	155	1 (100.0%)	1 (100.0%)	0 (0.0%)	0 (0.0%)	0 (0.0%)	0 (0.0%)	0 (0.0%)	0.65%	1 (100.0%)	1 (100.0%)	1 (100.0%)	0 (0.0%)	0 (0.0%)	0 (0.0%)
		スプリンクラー設備	189	0	0	0	0	0	0	0	0.00%	0	0	0	0	0	0
		自動火災報知設備	1,256	3 (100.0%)	2 (66.7%)	1 (33.3%)	0 (0.0%)	0 (0.0%)	0 (0.0%)	0 (0.0%)	0.24%	3 (100.0%)	3 (100.0%)	3 (100.0%)	0 (0.0%)	0 (0.0%)	0 (0.0%)

重大違反対象物※1の状況※2（特定防火対象物※3・消防用設備等別）

都道府県名	消防本部名	消防用設備等区分	義務対象物数※4	重大違反対象物数※5	違反覚知からの経過年数 ※6						重大違反率（%）	（参考）是正指導・是正措置の状況等					
					1年未満	1年以上3年未満	3年以上5年未満	5年以上10年未満	10年以上	不明※7		是正指導・是正措置中の対象物数	警告前段の行政指導実施中の対象物数	改修期限を定めている対象物数	警告対象物数	命令対象物数	告発対象物数
			A	B(B/B)	C(C/B)	D(D/B)	E(E/B)	F(F/B)	G(G/B)	H(H/B)	I(B/A)	J(J/B)	K(K/J)	L(L/K)	M(M/B)	N(N/B)	O(O/B)
	赤穂市消防本部	屋内消火栓設備	36	0	0	0	0	0	0	0	0.00%	0	0	0	0	0	0
		スプリンクラー設備	47	0	0	0	0	0	0	0	0.00%	0	0	0	0	0	0
		自動火災報知設備	316	0	0	0	0	0	0	0	0.00%	0	0	0	0	0	0
	宝塚市消防本部	屋内消火栓設備	95	0	0	0	0	0	0	0	0.00%	0	0	0	0	0	0
		スプリンクラー設備	119	0	0	0	0	0	0	0	0.00%	0	0	0	0	0	0
		自動火災報知設備	741	0	0	0	0	0	0	0	0.00%	0	0	0	0	0	0
	三木市消防本部	屋内消火栓設備	58	0	0	0	0	0	0	0	0.00%	0	0	0	0	0	0
		スプリンクラー設備	62	0	0	0	0	0	0	0	0.00%	0	0	0	0	0	0
		自動火災報知設備	432	0	0	0	0	0	0	0	0.00%	0	0	0	0	0	0
	高砂市消防本部	屋内消火栓設備	32	0	0	0	0	0	0	0	0.00%	0	0	0	0	0	0
		スプリンクラー設備	41	0	0	0	0	0	0	0	0.00%	0	0	0	0	0	0
		自動火災報知設備	332	0	0	0	0	0	0	0	0.00%	0	0	0	0	0	0
	川西市消防本部	屋内消火栓設備	45	0	0	0	0	0	0	0	0.00%	0	0	0	0	0	0
		スプリンクラー設備	71	0	0	0	0	0	0	0	0.00%	0	0	0	0	0	0
		自動火災報知設備	490	7 (100.0%)	4 (57.1%)	3 (42.9%)	0 (0.0%)	0 (0.0%)	0 (0.0%)	0 (0.0%)	1.43%	7 (100.0%)	6 (85.7%)	6 (100.0%)	0 (0.0%)	1 (14.3%)	0 (0.0%)
	小野市消防本部	屋内消火栓設備	25	0	0	0	0	0	0	0	0.00%	0	0	0	0	0	0
		スプリンクラー設備	29	0	0	0	0	0	0	0	0.00%	0	0	0	0	0	0
		自動火災報知設備	167	0	0	0	0	0	0	0	0.00%	0	0	0	0	0	0
	三田市消防本部	屋内消火栓設備	92	0	0	0	0	0	0	0	0.00%	0	0	0	0	0	0
		スプリンクラー設備	65	0	0	0	0	0	0	0	0.00%	0	0	0	0	0	0
		自動火災報知設備	418	0	0	0	0	0	0	0	0.00%	0	0	0	0	0	0
	丹波篠山市消防本部	屋内消火栓設備	29	0	0	0	0	0	0	0	0.00%	0	0	0	0	0	0
		スプリンクラー設備	42	0	0	0	0	0	0	0	0.00%	0	0	0	0	0	0
		自動火災報知設備	295	0	0	0	0	0	0	0	0.00%	0	0	0	0	0	0
	丹波市消防本部	屋内消火栓設備	44	0	0	0	0	0	0	0	0.00%	0	0	0	0	0	0
		スプリンクラー設備	50	0	0	0	0	0	0	0	0.00%	0	0	0	0	0	0
		自動火災報知設備	372	0	0	0	0	0	0	0	0.00%	0	0	0	0	0	0
	猪名川町消防本部	屋内消火栓設備	13	0	0	0	0	0	0	0	0.00%	0	0	0	0	0	0
		スプリンクラー設備	21	0	0	0	0	0	0	0	0.00%	0	0	0	0	0	0
		自動火災報知設備	91	0	0	0	0	0	0	0	0.00%	0	0	0	0	0	0
	淡路広域消防事務組合消防本部	屋内消火栓設備	110	0	0	0	0	0	0	0	0.00%	0	0	0	0	0	0
		スプリンクラー設備	119	0	0	0	0	0	0	0	0.00%	0	0	0	0	0	0
		自動火災報知設備	1,170	2 (100.0%)	0 (0.0%)	0 (0.0%)	0 (0.0%)	0 (0.0%)	2 (100.0%)	0 (0.0%)	0.17%	2 (100.0%)	2 (100.0%)	2 (100.0%)	0 (0.0%)	0 (0.0%)	0 (0.0%)
	美方広域消防本部	屋内消火栓設備	44	0	0	0	0	0	0	0	0.00%	0	0	0	0	0	0
		スプリンクラー設備	27	0	0	0	0	0	0	0	0.00%	0	0	0	0	0	0
		自動火災報知設備	422	0	0	0	0	0	0	0	0.00%	0	0	0	0	0	0

別紙２－２

重大違反対象物※1の状況※2（特定防火対象物※3・消防用設備等別）

都道府県名	消防本部名	消防用設備等区分	義務対象物数※4	重大違反対象物数※5	違反覚知からの経過年数 ※6						重大違反率（%）	（参考）是正指導・是正措置の状況等					
					1年未満	1年以上3年未満	3年以上5年未満	5年以上10年未満	10年以上	不明※7		是正指導・是正措置中の対象物数	警告前段の行政指導実施中の対象物数	改修期限を定めている対象物数	警告対象物数	命令対象物数	告発対象物数
			A	B(B/B)	C(C/B)	D(D/B)	E(E/B)	F(F/B)	G(G/B)	H(H/B)	I(B/A)	J(J/B)	K(K/J)	L(L/K)	M(M/B)	N(N/B)	O(O/B)
	南但消防本部	屋内消火栓設備	82	0	0	0	0	0	0	0	0.00%	0	0	0	0	0	0
		スプリンクラー設備	53	0	0	0	0	0	0	0	0.00%	0	0	0	0	0	0
		自動火災報知設備	502	0	0	0	0	0	0	0	0.00%	0	0	0	0	0	0
	北はりま消防本部	屋内消火栓設備	83	2 (100.0%)	0 (0.0%)	1 (50.0%)	0 (0.0%)	0 (0.0%)	1 (50.0%)	0 (0.0%)	2.41%	2 (100.0%)	0 (0.0%)	0	1 (50.0%)	1 (50.0%)	0 (0.0%)
		スプリンクラー設備	117	0	0	0	0	0	0	0	0.00%	0	0	0	0	0	0
		自動火災報知設備	825	5 (100.0%)	0 (0.0%)	2 (40.0%)	0 (0.0%)	1 (20.0%)	2 (40.0%)	0 (0.0%)	0.61%	5 (100.0%)	4 (80.0%)	4 (100.0%)	0 (0.0%)	1 (20.0%)	0 (0.0%)
	西はりま消防本部	屋内消火栓設備	129	0	0	0	0	0	0	0	0.00%	0	0	0	0	0	0
		スプリンクラー設備	159	0	0	0	0	0	0	0	0.00%	0	0	0	0	0	0
		自動火災報知設備	1,101	0	0	0	0	0	0	0	0.00%	0	0	0	0	0	0
奈良県		屋内消火栓設備	983	1 (100.0%)	1 (100.0%)	0 (0.0%)	0 (0.0%)	0 (0.0%)	0 (0.0%)	0 (0.0%)	0.10%	1 (100.0%)	1 (100.0%)	1 (100.0%)	0 (0.0%)	0 (0.0%)	0 (0.0%)
		スプリンクラー設備	989	1 (100.0%)	0 (0.0%)	1 (100.0%)	0 (0.0%)	0 (0.0%)	0 (0.0%)	0 (0.0%)	0.10%	1 (100.0%)	1 (100.0%)	1 (100.0%)	0 (0.0%)	0 (0.0%)	0 (0.0%)
		自動火災報知設備	6,555	8 (100.0%)	8 (100.0%)	0 (0.0%)	0 (0.0%)	0 (0.0%)	0 (0.0%)	0 (0.0%)	0.12%	8 (100.0%)	7 (87.5%)	4 (57.1%)	1 (12.5%)	0 (0.0%)	0 (0.0%)
	奈良市消防局	屋内消火栓設備	262	1 (100.0%)	1 (100.0%)	0 (0.0%)	0 (0.0%)	0 (0.0%)	0 (0.0%)	0 (0.0%)	0.38%	1 (100.0%)	1 (100.0%)	1 (100.0%)	0 (0.0%)	0 (0.0%)	0 (0.0%)
		スプリンクラー設備	249	1 (100.0%)	0 (0.0%)	1 (100.0%)	0 (0.0%)	0 (0.0%)	0 (0.0%)	0 (0.0%)	0.40%	1 (100.0%)	1 (100.0%)	1 (100.0%)	0 (0.0%)	0 (0.0%)	0 (0.0%)
		自動火災報知設備	1,734	0	0	0	0	0	0	0	0.00%	0	0	0	0	0	0
	生駒市消防本部	屋内消火栓設備	32	0	0	0	0	0	0	0	0.00%	0	0	0	0	0	0
		スプリンクラー設備	59	0	0	0	0	0	0	0	0.00%	0	0	0	0	0	0
		自動火災報知設備	313	2 (100.0%)	2 (100.0%)	0 (0.0%)	0 (0.0%)	0 (0.0%)	0 (0.0%)	0 (0.0%)	0.64%	2 (100.0%)	1 (50.0%)	1 (100.0%)	1 (50.0%)	0 (0.0%)	0 (0.0%)
	奈良県広域消防組合消防本部	屋内消火栓設備	689	0	0	0	0	0	0	0	0.00%	0	0	0	0	0	0
		スプリンクラー設備	681	0	0	0	0	0	0	0	0.00%	0	0	0	0	0	0
		自動火災報知設備	4,508	6 (100.0%)	6 (100.0%)	0 (0.0%)	0 (0.0%)	0 (0.0%)	0 (0.0%)	0 (0.0%)	0.13%	6 (100.0%)	6 (100.0%)	3 (50.0%)	0 (0.0%)	0 (0.0%)	0 (0.0%)
和歌山県		屋内消火栓設備	684	1 (100.0%)	0 (0.0%)	0 (0.0%)	1 (100.0%)	0 (0.0%)	0 (0.0%)	0 (0.0%)	0.15%	1 (100.0%)	1 (100.0%)	1 (100.0%)	0 (0.0%)	0 (0.0%)	0 (0.0%)
		スプリンクラー設備	941	0	0	0	0	0	0	0	0.00%	0	0	0	0	0	0
		自動火災報知設備	5,916	4 (100.0%)	1 (25.0%)	2 (50.0%)	1 (25.0%)	0 (0.0%)	0 (0.0%)	0 (0.0%)	0.07%	4 (100.0%)	4 (100.0%)	3 (75.0%)	0 (0.0%)	0 (0.0%)	0 (0.0%)
	和歌山市消防局	屋内消火栓設備	216	0	0	0	0	0	0	0	0.00%	0	0	0	0	0	0
		スプリンクラー設備	443	0	0	0	0	0	0	0	0.00%	0	0	0	0	0	0
		自動火災報知設備	2041	0	0	0	0	0	0	0	0.00%	0	0	0	0	0	0
	海南市消防本部	屋内消火栓設備	36	0	0	0	0	0	0	0	0.00%	0	0	0	0	0	0
		スプリンクラー設備	45	0	0	0	0	0	0	0	0.00%	0	0	0	0	0	0
		自動火災報知設備	229	0	0	0	0	0	0	0	0.00%	0	0	0	0	0	0
	橋本市消防本部	屋内消火栓設備	23	0	0	0	0	0	0	0	0.00%	0	0	0	0	0	0
		スプリンクラー設備	36	0	0	0	0	0	0	0	0.00%	0	0	0	0	0	0
		自動火災報知設備	213	0	0	0	0	0	0	0	0.00%	0	0	0	0	0	0
	有田市消防本部	屋内消火栓設備	20	0	0	0	0	0	0	0	0.00%	0	0	0	0	0	0
		スプリンクラー設備	27	0	0	0	0	0	0	0	0.00%	0	0	0	0	0	0
		自動火災報知設備	134	0	0	0	0	0	0	0	0.00%	0	0	0	0	0	0

重大違反対象物※1の状況※2（特定防火対象物※3・消防用設備等別）

都道府県名	消防本部名	消防用設備等区分	義務対象物数※4	重大違反対象物数※5	違反覚知からの経過年数 ※6						重大違反率（%）	（参考）是正指導・是正措置の状況等					
					1年未満	1年以上3年未満	3年以上5年未満	5年以上10年未満	10年以上	不明※7		是正指導・是正措置中の対象物数	警告前段の行政指導実施中の対象物数	改修期限を定めている対象物数	警告対象物数	命令対象物数	告発対象物数
			A	B(B/B)	C(C/B)	D(D/B)	E(E/B)	F(F/B)	G(G/B)	H(H/B)	I(B/A)	J(J/B)	K(K/J)	L(L/K)	M(M/B)	N(N/B)	O(O/B)
	御坊市消防本部	屋内消火栓設備	14	0	0	0	0	0	0	0	0.00%	0	0	0	0	0	0
		スプリンクラー設備	28	0	0	0	0	0	0	0	0.00%	0	0	0	0	0	0
		自動火災報知設備	190	0	0	0	0	0	0	0	0.00%	0	0	0	0	0	0
	田辺市消防本部	屋内消火栓設備	85	1 (100.0%)	0 (0.0%)	0 (0.0%)	1 (100.0%)	0 (0.0%)	0 (0.0%)	0 (0.0%)	1.18%	1 (100.0%)	1 (100.0%)	1 (100.0%)	0 (0.0%)	0 (0.0%)	0 (0.0%)
		スプリンクラー設備	116	0	0	0	0	0	0	0	0.00%	0	0	0	0	0	0
		自動火災報知設備	822	1 (100.0%)	0 (0.0%)	0 (0.0%)	1 (100.0%)	0 (0.0%)	0 (0.0%)	0 (0.0%)	0.12%	1 (100.0%)	1 (100.0%)	1 (100.0%)	0 (0.0%)	0 (0.0%)	0 (0.0%)
	新宮市消防本部	屋内消火栓設備	24	0	0	0	0	0	0	0	0.00%	0	0	0	0	0	0
		スプリンクラー設備	44	0	0	0	0	0	0	0	0.00%	0	0	0	0	0	0
		自動火災報知設備	263	0	0	0	0	0	0	0	0.00%	0	0	0	0	0	0
	紀美野町消防本部	屋内消火栓設備	8	0	0	0	0	0	0	0	0.00%	0	0	0	0	0	0
		スプリンクラー設備	8	0	0	0	0	0	0	0	0.00%	0	0	0	0	0	0
		自動火災報知設備	62	0	0	0	0	0	0	0	0.00%	0	0	0	0	0	0
	高野町消防本部	屋内消火栓設備	52	0	0	0	0	0	0	0	0.00%	0	0	0	0	0	0
		スプリンクラー設備	1	0	0	0	0	0	0	0	0.00%	0	0	0	0	0	0
		自動火災報知設備	89	0	0	0	0	0	0	0	0.00%	0	0	0	0	0	0
	有田川町消防本部	屋内消火栓設備	22	0	0	0	0	0	0	0	0.00%	0	0	0	0	0	0
		スプリンクラー設備	32	0	0	0	0	0	0	0	0.00%	0	0	0	0	0	0
		自動火災報知設備	158	0	0	0	0	0	0	0	0.00%	0	0	0	0	0	0
	白浜町消防本部	屋内消火栓設備	64	0	0	0	0	0	0	0	0.00%	0	0	0	0	0	0
		スプリンクラー設備	41	0	0	0	0	0	0	0	0.00%	0	0	0	0	0	0
		自動火災報知設備	753	0	0	0	0	0	0	0	0.00%	0	0	0	0	0	0
	那智勝浦町消防本部	屋内消火栓設備	18	0	0	0	0	0	0	0	0.00%	0	0	0	0	0	0
		スプリンクラー設備	21	0	0	0	0	0	0	0	0.00%	0	0	0	0	0	0
		自動火災報知設備	136	0	0	0	0	0	0	0	0.00%	0	0	0	0	0	0
	串本町消防本部	屋内消火栓設備	24	0	0	0	0	0	0	0	0.00%	0	0	0	0	0	0
		スプリンクラー設備	15	0	0	0	0	0	0	0	0.00%	0	0	0	0	0	0
		自動火災報知設備	183	0	0	0	0	0	0	0	0.00%	0	0	0	0	0	0
	那賀消防組合消防本部	屋内消火栓設備	0	0	0	0	0	0	0	0	–	0	0	0	0	0	0
		スプリンクラー設備	0	0	0	0	0	0	0	0	–	0	0	0	0	0	0
		自動火災報知設備	4	3 (100.0%)	1 (33.3%)	2 (66.7%)	0 (0.0%)	0 (0.0%)	0 (0.0%)	0 (0.0%)	75.00%	3 (100.0%)	3 (100.0%)	2 (66.7%)	0 (0.0%)	0 (0.0%)	0 (0.0%)
	伊都消防組合消防本部	屋内消火栓設備	24	0	0	0	0	0	0	0	0.00%	0	0	0	0	0	0
		スプリンクラー設備	32	0	0	0	0	0	0	0	0.00%	0	0	0	0	0	0
		自動火災報知設備	192	0	0	0	0	0	0	0	0.00%	0	0	0	0	0	0
	湯浅広川消防組合消防本部	屋内消火栓設備	12	0	0	0	0	0	0	0	0.00%	0	0	0	0	0	0
		スプリンクラー設備	17	0	0	0	0	0	0	0	0.00%	0	0	0	0	0	0
		自動火災報知設備	96	0	0	0	0	0	0	0	0.00%	0	0	0	0	0	0

重大違反対象物※1の状況※2（特定防火対象物※3・消防用設備等別）

都道府県名	消防本部名	消防用設備等区分	義務対象物数※4	重大違反対象物数※5	違反覚知からの経過年数 ※6						重大違反率（%）	（参考）是正指導・是正措置の状況等					
					1年未満	1年以上3年未満	3年以上5年未満	5年以上10年未満	10年以上	不明※7		是正指導・是正措置中の対象物数	警告前段の行政指導実施中の対象物数	改修期限を定めている対象物数	警告対象物数	命令対象物数	告発対象物数
			A	B(B/B)	C(C/B)	D(D/B)	E(E/B)	F(F/B)	G(G/B)	H(H/B)	I(B/A)	J(J/B)	K(K/J)	L(L/K)	M(M/B)	N(N/B)	O(O/B)
	日高広域消防事務組合消防本部	屋内消火栓設備	34	0	0	0	0	0	0	0	0.00%	0	0	0	0	0	0
		スプリンクラー設備	31	0	0	0	0	0	0	0	0.00%	0	0	0	0	0	0
		自動火災報知設備	320	0	0	0	0	0	0	0	0.00%	0	0	0	0	0	0
	太地町	屋内消火栓設備	8	0	0	0	0	0	0	0	0.00%	0	0	0	0	0	0
		スプリンクラー設備	4	0	0	0	0	0	0	0	0.00%	0	0	0	0	0	0
		自動火災報知設備	31	0	0	0	0	0	0	0	0.00%	0	0	0	0	0	0
鳥取県		屋内消火栓設備	554	1 (100.0%)	0 (0.0%)	1 (100.0%)	0 (0.0%)	0 (0.0%)	0 (0.0%)	0 (0.0%)	0.18%	1 (100.0%)	1 (100.0%)	1 (100.0%)	0 (0.0%)	0 (0.0%)	0 (0.0%)
		スプリンクラー設備	533	0	0	0	0	0	0	0	0.00%	0	0	0	0	0	0
		自動火災報知設備	3,956	1 (100.0%)	1 (100.0%)	0 (0.0%)	0 (0.0%)	0 (0.0%)	0 (0.0%)	0 (0.0%)	0.03%	1 (100.0%)	1 (100.0%)	1 (100.0%)	0 (0.0%)	0 (0.0%)	0 (0.0%)
	鳥取県東部広域行政管理組合消防局	屋内消火栓設備	185	1 (100.0%)	0 (0.0%)	1 (100.0%)	0 (0.0%)	0 (0.0%)	0 (0.0%)	0 (0.0%)	0.54%	1 (100.0%)	1 (100.0%)	1 (100.0%)	0 (0.0%)	0 (0.0%)	0 (0.0%)
		スプリンクラー設備	198	0	0	0	0	0	0	0	0.00%	0	0	0	0	0	0
		自動火災報知設備	1,503	0	0	0	0	0	0	0	0.00%	0	0	0	0	0	0
	鳥取中部ふるさと広域連合消防局	屋内消火栓設備	155	0	0	0	0	0	0	0	0.00%	0	0	0	0	0	0
		スプリンクラー設備	118	0	0	0	0	0	0	0	0.00%	0	0	0	0	0	0
		自動火災報知設備	835	1 (100.0%)	1 (100.0%)	0 (0.0%)	0 (0.0%)	0 (0.0%)	0 (0.0%)	0 (0.0%)	0.12%	1 (100.0%)	1 (100.0%)	1 (100.0%)	0 (0.0%)	0 (0.0%)	0 (0.0%)
	鳥取県西部広域行政管理組合消防局	屋内消火栓設備	214	0	0	0	0	0	0	0	0.00%	0	0	0	0	0	0
		スプリンクラー設備	217	0	0	0	0	0	0	0	0.00%	0	0	0	0	0	0
		自動火災報知設備	1,618	0	0	0	0	0	0	0	0.00%	0	0	0	0	0	0
島根県		屋内消火栓設備	735	3 (100.0%)	1 (33.3%)	1 (33.3%)	1 (33.3%)	0 (0.0%)	0 (0.0%)	0 (0.0%)	0.41%	3 (100.0%)	3 (100.0%)	3 (100.0%)	0 (0.0%)	0 (0.0%)	0 (0.0%)
		スプリンクラー設備	790	1 (100.0%)	1 (100.0%)	0 (0.0%)	0 (0.0%)	0 (0.0%)	0 (0.0%)	0 (0.0%)	0.13%	1 (100.0%)	1 (100.0%)	1 (100.0%)	0 (0.0%)	0 (0.0%)	0 (0.0%)
		自動火災報知設備	5,095	11 (100.0%)	7 (63.6%)	4 (36.4%)	0 (0.0%)	0 (0.0%)	0 (0.0%)	0 (0.0%)	0.22%	11 (100.0%)	11 (100.0%)	10 (90.9%)	0 (0.0%)	0 (0.0%)	0 (0.0%)
	松江市消防本部	屋内消火栓設備	219	0	0	0	0	0	0	0	0.00%	0	0	0	0	0	0
		スプリンクラー設備	251	0	0	0	0	0	0	0	0.00%	0	0	0	0	0	0
		自動火災報知設備	1,418	0	0	0	0	0	0	0	0.00%	0	0	0	0	0	0
	浜田市消防本部	屋内消火栓設備	61	0	0	0	0	0	0	0	0.00%	0	0	0	0	0	0
		スプリンクラー設備	55	0	0	0	0	0	0	0	0.00%	0	0	0	0	0	0
		自動火災報知設備	455	3 (100.0%)	1 (33.3%)	2 (66.7%)	0 (0.0%)	0 (0.0%)	0 (0.0%)	0 (0.0%)	0.66%	3 (100.0%)	3 (100.0%)	2 (66.7%)	0 (0.0%)	0 (0.0%)	0 (0.0%)
	出雲市消防本部	屋内消火栓設備	152	1 (100.0%)	1 (100.0%)	0 (0.0%)	0 (0.0%)	0 (0.0%)	0 (0.0%)	0 (0.0%)	0.66%	1 (100.0%)	1 (100.0%)	1 (100.0%)	0 (0.0%)	0 (0.0%)	0 (0.0%)
		スプリンクラー設備	201	1 (100.0%)	1 (100.0%)	0 (0.0%)	0 (0.0%)	0 (0.0%)	0 (0.0%)	0 (0.0%)	0.50%	1 (100.0%)	1 (100.0%)	1 (100.0%)	0 (0.0%)	0 (0.0%)	0 (0.0%)
		自動火災報知設備	1,106	1 (100.0%)	1 (100.0%)	0 (0.0%)	0 (0.0%)	0 (0.0%)	0 (0.0%)	0 (0.0%)	0.09%	1 (100.0%)	1 (100.0%)	1 (100.0%)	0 (0.0%)	0 (0.0%)	0 (0.0%)
	大田市消防本部	屋内消火栓設備	41	0	0	0	0	0	0	0	0.00%	0	0	0	0	0	0
		スプリンクラー設備	36	0	0	0	0	0	0	0	0.00%	0	0	0	0	0	0
		自動火災報知設備	308	0	0	0	0	0	0	0	0.00%	0	0	0	0	0	0
	安来市消防本部	屋内消火栓設備	39	0	0	0	0	0	0	0	0.00%	0	0	0	0	0	0
		スプリンクラー設備	35	0	0	0	0	0	0	0	0.00%	0	0	0	0	0	0
		自動火災報知設備	239	0	0	0	0	0	0	0	0.00%	0	0	0	0	0	0

別紙２－２

重大違反対象物※1の状況※2（特定防火対象物※3・消防用設備等別）

都道府県名	消防本部名	消防用設備等区分	義務対象物数※4	重大違反対象物数※5	違反覚知からの経過年数 ※6						重大違反率（%）	（参考）是正指導・是正措置の状況等					
					1年未満	1年以上3年未満	3年以上5年未満	5年以上10年未満	10年以上	不明※7		是正指導・是正措置中の対象物数	警告前段の行政指導実施中の対象物数	改修期限を定めている対象物数	警告対象物数	命令対象物数	告発対象物数
			A	B(B/B)	C(C/B)	D(D/B)	E(E/B)	F(F/B)	G(G/B)	H(H/B)	I(B/A)	J(J/B)	K(K/J)	L(L/K)	M(M/B)	N(N/B)	O(O/B)
	雲南消防本部	屋内消火栓設備	65	0	0	0	0	0	0	0	0.00%	0	0	0	0	0	0
		スプリンクラー設備	58	0	0	0	0	0	0	0	0.00%	0	0	0	0	0	0
		自動火災報知設備	467	0	0	0	0	0	0	0	0.00%	0	0	0	0	0	0
	益田広域消防本部	屋内消火栓設備	64	0	0	0	0	0	0	0	0.00%	0	0	0	0	0	0
		スプリンクラー設備	67	0	0	0	0	0	0	0	0.00%	0	0	0	0	0	0
		自動火災報知設備	516	0	0	0	0	0	0	0	0.00%	0	0	0	0	0	0
	江津邑智消防組合消防本部	屋内消火栓設備	68	2 (100.0%)	0 (0.0%)	1 (50.0%)	1 (50.0%)	0 (0.0%)	0 (0.0%)	0 (0.0%)	2.94%	2 (100.0%)	2 (100.0%)	2 (100.0%)	0 (0.0%)	0 (0.0%)	0 (0.0%)
		スプリンクラー設備	61	0	0	0	0	0	0	0	0.00%	0	0	0	0	0	0
		自動火災報知設備	387	6 (100.0%)	4 (66.7%)	2 (33.3%)	0 (0.0%)	0 (0.0%)	0 (0.0%)	0 (0.0%)	1.55%	6 (100.0%)	6 (100.0%)	6 (100.0%)	0 (0.0%)	0 (0.0%)	0 (0.0%)
	隠岐広域連合消防本部	屋内消火栓設備	26	0	0	0	0	0	0	0	0.00%	0	0	0	0	0	0
		スプリンクラー設備	26	0	0	0	0	0	0	0	0.00%	0	0	0	0	0	0
		自動火災報知設備	199	1 (100.0%)	1 (100.0%)	0 (0.0%)	0 (0.0%)	0 (0.0%)	0 (0.0%)	0 (0.0%)	0.50%	1 (100.0%)	1 (100.0%)	1 (100.0%)	0 (0.0%)	0 (0.0%)	0 (0.0%)
岡山県		屋内消火栓設備	2,518	5 (100.0%)	4 (80.0%)	1 (20.0%)	0 (0.0%)	0 (0.0%)	0 (0.0%)	0 (0.0%)	0.20%	5 (100.0%)	4 (80.0%)	4 (100.0%)	1 (20.0%)	0 (0.0%)	0 (0.0%)
		スプリンクラー設備	1,796	0	0	0	0	0	0	0	0.00%	0	0	0	0	0	0
		自動火災報知設備	10,649	26 (100.0%)	13 (50.0%)	10 (38.5%)	1 (3.8%)	0 (0.0%)	2 (7.7%)	0 (0.0%)	0.24%	26 (100.0%)	23 (88.5%)	16 (69.6%)	2 (7.7%)	1 (3.8%)	0 (0.0%)
	岡山市消防局	屋内消火栓設備	1,340	3 (100.0%)	3 (100.0%)	0 (0.0%)	0 (0.0%)	0 (0.0%)	0 (0.0%)	0 (0.0%)	0.22%	3 (100.0%)	2 (66.7%)	2 (100.0%)	1 (33.3%)	0 (0.0%)	0 (0.0%)
		スプリンクラー設備	699	0	0	0	0	0	0	0	0.00%	0	0	0	0	0	0
		自動火災報知設備	3,890	8 (100.0%)	8 (100.0%)	0 (0.0%)	0 (0.0%)	0 (0.0%)	0 (0.0%)	0 (0.0%)	0.21%	8 (100.0%)	8 (100.0%)	8 (100.0%)	0 (0.0%)	0 (0.0%)	0 (0.0%)
	倉敷市消防局	屋内消火栓設備	442	1 (100.0%)	1 (100.0%)	0 (0.0%)	0 (0.0%)	0 (0.0%)	0 (0.0%)	0 (0.0%)	0.23%	1 (100.0%)	1 (100.0%)	1 (100.0%)	0 (0.0%)	0 (0.0%)	0 (0.0%)
		スプリンクラー設備	390	0	0	0	0	0	0	0	0.00%	0	0	0	0	0	0
		自動火災報知設備	2,332	2 (100.0%)	0 (0.0%)	1 (50.0%)	1 (50.0%)	0 (0.0%)	0 (0.0%)	0 (0.0%)	0.09%	2 (100.0%)	0 (0.0%)	0	1 (50.0%)	1 (50.0%)	0 (0.0%)
	津山圏域消防組合消防本部	屋内消火栓設備	361	0	0	0	0	0	0	0	0.00%	0	0	0	0	0	0
		スプリンクラー設備	225	0	0	0	0	0	0	0	0.00%	0	0	0	0	0	0
		自動火災報知設備	1,278	7 (100.0%)	3 (42.9%)	4 (57.1%)	0 (0.0%)	0 (0.0%)	0 (0.0%)	0 (0.0%)	0.55%	7 (100.0%)	7 (100.0%)	0 (0.0%)	0 (0.0%)	0 (0.0%)	0 (0.0%)
	玉野市消防本部	屋内消火栓設備	41	0	0	0	0	0	0	0	0.00%	0	0	0	0	0	0
		スプリンクラー設備	64	0	0	0	0	0	0	0	0.00%	0	0	0	0	0	0
		自動火災報知設備	302	1 (100.0%)	0 (0.0%)	0 (0.0%)	0 (0.0%)	0 (0.0%)	1 (100.0%)	0 (0.0%)	0.33%	1 (100.0%)	0 (0.0%)	0	1 (100.0%)	0 (0.0%)	0 (0.0%)
	笠岡地区消防組合消防本部	屋内消火栓設備	41	0	0	0	0	0	0	0	0.00%	0	0	0	0	0	0
		スプリンクラー設備	68	0	0	0	0	0	0	0	0.00%	0	0	0	0	0	0
		自動火災報知設備	373	1 (100.0%)	1 (100.0%)	0 (0.0%)	0 (0.0%)	0 (0.0%)	0 (0.0%)	0 (0.0%)	0.27%	1 (100.0%)	1 (100.0%)	1 (100.0%)	0 (0.0%)	0 (0.0%)	0 (0.0%)
	井原地区消防組合消防本部	屋内消火栓設備	45	0	0	0	0	0	0	0	0.00%	0	0	0	0	0	0
		スプリンクラー設備	51	0	0	0	0	0	0	0	0.00%	0	0	0	0	0	0
		自動火災報知設備	308	1 (100.0%)	0 (0.0%)	1 (100.0%)	0 (0.0%)	0 (0.0%)	0 (0.0%)	0 (0.0%)	0.32%	1 (100.0%)	1 (100.0%)	1 (100.0%)	0 (0.0%)	0 (0.0%)	0 (0.0%)
	総社市消防本部	屋内消火栓設備	30	1 (100.0%)	0 (0.0%)	1 (100.0%)	0 (0.0%)	0 (0.0%)	0 (0.0%)	0 (0.0%)	3.33%	1 (100.0%)	1 (100.0%)	1 (100.0%)	0 (0.0%)	0 (0.0%)	0 (0.0%)
		スプリンクラー設備	46	0	0	0	0	0	0	0	0.00%	0	0	0	0	0	0
		自動火災報知設備	289	2 (100.0%)	1 (50.0%)	1 (50.0%)	0 (0.0%)	0 (0.0%)	0 (0.0%)	0 (0.0%)	0.69%	2 (100.0%)	2 (100.0%)	2 (100.0%)	0 (0.0%)	0 (0.0%)	0 (0.0%)

別紙２－２

重大違反対象物※1の状況※2（特定防火対象物※3・消防用設備等別）

都道府県名	消防本部名	消防用設備等区分	義務対象物数※4	重大違反対象物数※5	違反覚知からの経過年数 ※6						重大違反率（%）	（参考）是正指導・是正措置の状況等					
					1年未満	1年以上3年未満	3年以上5年未満	5年以上10年未満	10年以上	不明※7		是正指導・是正措置中の対象物数	警告前段の行政指導実施中の対象物数	改修期限を定めている対象物数	警告対象物数	命令対象物数	告発対象物数
			A	B(B/B)	C(C/B)	D(D/B)	E(E/B)	F(F/B)	G(G/B)	H(H/B)	I(B/A)	J(J/B)	K(K/J)	L(L/K)	M(M/B)	N(N/B)	O(O/B)
	高梁市消防本部	屋内消火栓設備	20	0	0	0	0	0	0	0	0.00%	0	0	0	0	0	0
		スプリンクラー設備	34	0	0	0	0	0	0	0	0.00%	0	0	0	0	0	0
		自動火災報知設備	196	0	0	0	0	0	0	0	0.00%	0	0	0	0	0	0
	新見市消防本部	屋内消火栓設備	21	0	0	0	0	0	0	0	0.00%	0	0	0	0	0	0
		スプリンクラー設備	27	0	0	0	0	0	0	0	0.00%	0	0	0	0	0	0
		自動火災報知設備	246	1 (100.0%)	0 (0.0%)	1 (100.0%)	0 (0.0%)	0 (0.0%)	0 (0.0%)	0 (0.0%)	0.41%	1 (100.0%)	1 (100.0%)	1 (100.0%)	0 (0.0%)	0 (0.0%)	0 (0.0%)
	東備消防組合消防本部	屋内消火栓設備	24	0	0	0	0	0	0	0	0.00%	0	0	0	0	0	0
		スプリンクラー設備	47	0	0	0	0	0	0	0	0.00%	0	0	0	0	0	0
		自動火災報知設備	282	0	0	0	0	0	0	0	0.00%	0	0	0	0	0	0
	真庭市消防本部	屋内消火栓設備	57	0	0	0	0	0	0	0	0.00%	0	0	0	0	0	0
		スプリンクラー設備	56	0	0	0	0	0	0	0	0.00%	0	0	0	0	0	0
		自動火災報知設備	427	0	0	0	0	0	0	0	0.00%	0	0	0	0	0	0
	美作市消防本部	屋内消火栓設備	39	0	0	0	0	0	0	0	0.00%	0	0	0	0	0	0
		スプリンクラー設備	27	0	0	0	0	0	0	0	0.00%	0	0	0	0	0	0
		自動火災報知設備	237	1 (100.0%)	0 (0.0%)	1 (100.0%)	0 (0.0%)	0 (0.0%)	0 (0.0%)	0 (0.0%)	0.42%	1 (100.0%)	1 (100.0%)	1 (100.0%)	0 (0.0%)	0 (0.0%)	0 (0.0%)
	赤磐市消防本部	屋内消火栓設備	19	0	0	0	0	0	0	0	0.00%	0	0	0	0	0	0
		スプリンクラー設備	19	0	0	0	0	0	0	0	0.00%	0	0	0	0	0	0
		自動火災報知設備	187	2 (100.0%)	0 (0.0%)	1 (50.0%)	0 (0.0%)	0 (0.0%)	1 (50.0%)	0 (0.0%)	1.07%	2 (100.0%)	2 (100.0%)	2 (100.0%)	0 (0.0%)	0 (0.0%)	0 (0.0%)
	瀬戸内市消防本部	屋内消火栓設備	38	0	0	0	0	0	0	0	0.00%	0	0	0	0	0	0
		スプリンクラー設備	43	0	0	0	0	0	0	0	0.00%	0	0	0	0	0	0
		自動火災報知設備	302	0	0	0	0	0	0	0	0.00%	0	0	0	0	0	0
広島県		屋内消火栓設備	2,165	11 (100.0%)	5 (45.5%)	3 (27.3%)	0 (0.0%)	1 (9.1%)	2 (18.2%)	0 (0.0%)	0.51%	11 (100.0%)	9 (81.8%)	8 (88.9%)	1 (9.1%)	1 (9.1%)	0 (0.0%)
		スプリンクラー設備	2,209	0	0	0	0	0	0	0	0.00%	0	0	0	0	0	0
		自動火災報知設備	15,463	31 (100.0%)	9 (29.0%)	5 (16.1%)	1 (3.2%)	4 (12.9%)	12 (38.7%)	0 (0.0%)	0.20%	31 (100.0%)	28 (90.3%)	25 (89.3%)	3 (9.7%)	0 (0.0%)	0 (0.0%)
	広島市消防局	屋内消火栓設備	888	1 (100.0%)	1 (100.0%)	0 (0.0%)	0 (0.0%)	0 (0.0%)	0 (0.0%)	0 (0.0%)	0.11%	1 (100.0%)	1 (100.0%)	0 (0.0%)	0 (0.0%)	0 (0.0%)	0 (0.0%)
		スプリンクラー設備	883	0	0	0	0	0	0	0	0.00%	0	0	0	0	0	0
		自動火災報知設備	6,441	0	0	0	0	0	0	0	0.00%	0	0	0	0	0	0
	呉市消防局	屋内消火栓設備	217	1 (100.0%)	0 (0.0%)	1 (100.0%)	0 (0.0%)	0 (0.0%)	0 (0.0%)	0 (0.0%)	0.46%	1 (100.0%)	1 (100.0%)	1 (100.0%)	0 (0.0%)	0 (0.0%)	0 (0.0%)
		スプリンクラー設備	166	0	0	0	0	0	0	0	0.00%	0	0	0	0	0	0
		自動火災報知設備	1,238	13 (100.0%)	4 (30.8%)	2 (15.4%)	0 (0.0%)	3 (23.1%)	4 (30.8%)	0 (0.0%)	1.05%	13 (100.0%)	13 (100.0%)	13 (100.0%)	0 (0.0%)	0 (0.0%)	0 (0.0%)
	三原市消防本部	屋内消火栓設備	77	0	0	0	0	0	0	0	0.00%	0	0	0	0	0	0
		スプリンクラー設備	101	0	0	0	0	0	0	0	0.00%	0	0	0	0	0	0
		自動火災報知設備	729	0	0	0	0	0	0	0	0.00%	0	0	0	0	0	0
	尾道市消防局	屋内消火栓設備	94	0	0	0	0	0	0	0	0.00%	0	0	0	0	0	0
		スプリンクラー設備	117	0	0	0	0	0	0	0	0.00%	0	0	0	0	0	0
		自動火災報知設備	911	0	0	0	0	0	0	0	0.00%	0	0	0	0	0	0

別紙２－２

重大違反対象物※1の状況※2（特定防火対象物※3・消防用設備等別）

都道府県名	消防本部名	消防用設備等区分	義務対象物数※4	重大違反対象物数※5	違反覚知からの経過年数 ※6						重大違反率（%）	（参考）是正指導・是正措置の状況等					
					1年未満	1年以上3年未満	3年以上5年未満	5年以上10年未満	10年以上	不明※7		是正指導・是正措置中の対象物数	警告前段の行政指導実施中の対象物数	改修期限を定めている対象物数	警告対象物数	命令対象物数	告発対象物数
			A	B(B/B)	C(C/B)	D(D/B)	E(E/B)	F(F/B)	G(G/B)	H(H/B)	I(B/A)	J(J/B)	K(K/J)	L(L/K)	M(M/B)	N(N/B)	O(O/B)
	大竹市消防本部	屋内消火栓設備	14	0	0	0	0	0	0	0	0.00%	0	0	0	0	0	0
		スプリンクラー設備	32	0	0	0	0	0	0	0	0.00%	0	0	0	0	0	0
		自動火災報知設備	172	0	0	0	0	0	0	0	0.00%	0	0	0	0	0	0
	東広島市消防局	屋内消火栓設備	133	3 (100.0%)	1 (33.3%)	1 (33.3%)	0 (0.0%)	0 (0.0%)	1 (33.3%)	0 (0.0%)	2.26%	3 (100.0%)	3 (100.0%)	3 (100.0%)	0 (0.0%)	0 (0.0%)	0 (0.0%)
		スプリンクラー設備	169	0	0	0	0	0	0	0	0.00%	0	0	0	0	0	0
		自動火災報知設備	1,168	9 (100.0%)	2 (22.2%)	2 (22.2%)	1 (11.1%)	0 (0.0%)	4 (44.4%)	0 (0.0%)	0.77%	9 (100.0%)	7 (77.8%)	7 (100.0%)	2 (22.2%)	0 (0.0%)	0 (0.0%)
	廿日市市消防本部	屋内消火栓設備	75	0	0	0	0	0	0	0	0.00%	0	0	0	0	0	0
		スプリンクラー設備	89	0	0	0	0	0	0	0	0.00%	0	0	0	0	0	0
		自動火災報知設備	538	0	0	0	0	0	0	0	0.00%	0	0	0	0	0	0
	安芸高田市消防本部	屋内消火栓設備	43	1 (100.0%)	0 (0.0%)	1 (100.0%)	0 (0.0%)	0 (0.0%)	0 (0.0%)	0 (0.0%)	2.33%	1 (100.0%)	1 (100.0%)	1 (100.0%)	0 (0.0%)	0 (0.0%)	0 (0.0%)
		スプリンクラー設備	29	0	0	0	0	0	0	0	0.00%	0	0	0	0	0	0
		自動火災報知設備	196	0	0	0	0	0	0	0	0.00%	0	0	0	0	0	0
	江田島市消防本部	屋内消火栓設備	16	0	0	0	0	0	0	0	0.00%	0	0	0	0	0	0
		スプリンクラー設備	16	0	0	0	0	0	0	0	0.00%	0	0	0	0	0	0
		自動火災報知設備	129	3 (100.0%)	0 (0.0%)	1 (33.3%)	0 (0.0%)	0 (0.0%)	2 (66.7%)	0 (0.0%)	2.33%	3 (100.0%)	3 (100.0%)	0 (0.0%)	0 (0.0%)	0 (0.0%)	0 (0.0%)
	府中町消防本部	屋内消火栓設備	14	0	0	0	0	0	0	0	0.00%	0	0	0	0	0	0
		スプリンクラー設備	20	0	0	0	0	0	0	0	0.00%	0	0	0	0	0	0
		自動火災報知設備	139	0	0	0	0	0	0	0	0.00%	0	0	0	0	0	0
	北広島町消防本部	屋内消火栓設備	24	1 (100.0%)	0 (0.0%)	0 (0.0%)	0 (0.0%)	0 (0.0%)	1 (100.0%)	0 (0.0%)	4.17%	1 (100.0%)	1 (100.0%)	1 (100.0%)	0 (0.0%)	0 (0.0%)	0 (0.0%)
		スプリンクラー設備	25	0	0	0	0	0	0	0	0.00%	0	0	0	0	0	0
		自動火災報知設備	189	2 (100.0%)	0 (0.0%)	0 (0.0%)	0 (0.0%)	0 (0.0%)	2 (100.0%)	0 (0.0%)	1.06%	2 (100.0%)	2 (100.0%)	2 (100.0%)	0 (0.0%)	0 (0.0%)	0 (0.0%)
	備北地区消防組合消防本部	屋内消火栓設備	88	1 (100.0%)	0 (0.0%)	0 (0.0%)	0 (0.0%)	1 (100.0%)	0 (0.0%)	0 (0.0%)	1.14%	1 (100.0%)	0 (0.0%)	0	1 (100.0%)	0 (0.0%)	0 (0.0%)
		スプリンクラー設備	111	0	0	0	0	0	0	0	0.00%	0	0	0	0	0	0
		自動火災報知設備	748	1 (100.0%)	0 (0.0%)	0 (0.0%)	0 (0.0%)	1 (100.0%)	0 (0.0%)	0 (0.0%)	0.13%	1 (100.0%)	0 (0.0%)	0	1 (100.0%)	0 (0.0%)	0 (0.0%)
	福山地区消防組合消防局	屋内消火栓設備	482	3 (100.0%)	3 (100.0%)	0 (0.0%)	0 (0.0%)	0 (0.0%)	0 (0.0%)	0 (0.0%)	0.62%	3 (100.0%)	2 (66.7%)	2 (100.0%)	0 (0.0%)	1 (33.3%)	0 (0.0%)
		スプリンクラー設備	451	0	0	0	0	0	0	0	0.00%	0	0	0	0	0	0
		自動火災報知設備	2,865	3 (100.0%)	3 (100.0%)	0 (0.0%)	0 (0.0%)	0 (0.0%)	0 (0.0%)	0 (0.0%)	0.10%	3 (100.0%)	3 (100.0%)	3 (100.0%)	0 (0.0%)	0 (0.0%)	0 (0.0%)
山口県		屋内消火栓設備	899	9 (100.0%)	8 (88.9%)	0 (0.0%)	0 (0.0%)	0 (0.0%)	1 (11.1%)	0 (0.0%)	1.00%	9 (100.0%)	8 (88.9%)	0 (0.0%)	0 (0.0%)	1 (11.1%)	0 (0.0%)
		スプリンクラー設備	1,209	2 (100.0%)	2 (100.0%)	0 (0.0%)	0 (0.0%)	0 (0.0%)	0 (0.0%)	0 (0.0%)	0.17%	2 (100.0%)	2 (100.0%)	2 (100.0%)	0 (0.0%)	0 (0.0%)	0 (0.0%)
		自動火災報知設備	7,755	13 (100.0%)	12 (92.3%)	0 (0.0%)	0 (0.0%)	0 (0.0%)	1 (7.7%)	0 (0.0%)	0.17%	13 (100.0%)	13 (100.0%)	6 (46.2%)	0 (0.0%)	0 (0.0%)	0 (0.0%)
	下関市消防局	屋内消火栓設備	178	0	0	0	0	0	0	0	0.00%	0	0	0	0	0	0
		スプリンクラー設備	245	0	0	0	0	0	0	0	0.00%	0	0	0	0	0	0
		自動火災報知設備	1,373	0	0	0	0	0	0	0	0.00%	0	0	0	0	0	0
	宇部・山陽小野田消防局	屋内消火栓設備	109	1 (100.0%)	0 (0.0%)	0 (0.0%)	0 (0.0%)	0 (0.0%)	1 (100.0%)	0 (0.0%)	0.92%	1 (100.0%)	0 (0.0%)	0	0 (0.0%)	1 (100.0%)	0 (0.0%)
		スプリンクラー設備	194	2 (100.0%)	2 (100.0%)	0 (0.0%)	0 (0.0%)	0 (0.0%)	0 (0.0%)	0 (0.0%)	1.03%	2 (100.0%)	2 (100.0%)	2 (100.0%)	0 (0.0%)	0 (0.0%)	0 (0.0%)
		自動火災報知設備	1,112	1 (100.0%)	1 (100.0%)	0 (0.0%)	0 (0.0%)	0 (0.0%)	0 (0.0%)	0 (0.0%)	0.09%	1 (100.0%)	1 (100.0%)	1 (100.0%)	0 (0.0%)	0 (0.0%)	0 (0.0%)

別紙２－２

重大違反対象物※1の状況※2（特定防火対象物※3・消防用設備等別）

都道府県名	消防本部名	消防用設備等区分	義務対象物数※4	重大違反対象物数※5	違反覚知からの経過年数 ※6						重大違反率（%）	（参考）是正指導・是正措置の状況等					
					1年未満	1年以上3年未満	3年以上5年未満	5年以上10年未満	10年以上	不明※7		是正指導・是正措置中の対象物数	警告前段の行政指導実施中の対象物数	改修期限を定めている対象物数	警告対象物数	命令対象物数	告発対象物数
			A	B(B/B)	C(C/B)	D(D/B)	E(E/B)	F(F/B)	G(G/B)	H(H/B)	I(B/A)	J(J/B)	K(K/J)	L(L/K)	M(M/B)	N(N/B)	O(O/B)
	山口市消防本部	屋内消火栓設備	171	0	0	0	0	0	0	0	0.00%	0	0	0	0	0	0
		スプリンクラー設備	143	0	0	0	0	0	0	0	0.00%	0	0	0	0	0	0
		自動火災報知設備	1,201	1 (100.0%)	1 (100.0%)	0 (0.0%)	0 (0.0%)	0 (0.0%)	0 (0.0%)	0 (0.0%)	0.08%	1 (100.0%)	1 (100.0%)	1 (100.0%)	0 (0.0%)	0 (0.0%)	0 (0.0%)
	萩市消防本部	屋内消火栓設備	49	0	0	0	0	0	0	0	0.00%	0	0	0	0	0	0
		スプリンクラー設備	59	0	0	0	0	0	0	0	0.00%	0	0	0	0	0	0
		自動火災報知設備	442	0	0	0	0	0	0	0	0.00%	0	0	0	0	0	0
	防府市消防本部	屋内消火栓設備	50	0	0	0	0	0	0	0	0.00%	0	0	0	0	0	0
		スプリンクラー設備	103	0	0	0	0	0	0	0	0.00%	0	0	0	0	0	0
		自動火災報知設備	603	0	0	0	0	0	0	0	0.00%	0	0	0	0	0	0
	下松市消防本部	屋内消火栓設備	31	0	0	0	0	0	0	0	0.00%	0	0	0	0	0	0
		スプリンクラー設備	45	0	0	0	0	0	0	0	0.00%	0	0	0	0	0	0
		自動火災報知設備	305	0	0	0	0	0	0	0	0.00%	0	0	0	0	0	0
	岩国地区消防組合消防本部	屋内消火栓設備	67	8 (100.0%)	8 (100.0%)	0 (0.0%)	0 (0.0%)	0 (0.0%)	0 (0.0%)	0 (0.0%)	11.94%	8 (100.0%)	8 (100.0%)	0 (0.0%)	0 (0.0%)	0 (0.0%)	0 (0.0%)
		スプリンクラー設備	109	0	0	0	0	0	0	0	0.00%	0	0	0	0	0	0
		自動火災報知設備	722	7 (100.0%)	7 (100.0%)	0 (0.0%)	0 (0.0%)	0 (0.0%)	0 (0.0%)	0 (0.0%)	0.97%	7 (100.0%)	7 (100.0%)	0 (0.0%)	0 (0.0%)	0 (0.0%)	0 (0.0%)
	光地区消防組合消防本部	屋内消火栓設備	33	0	0	0	0	0	0	0	0.00%	0	0	0	0	0	0
		スプリンクラー設備	72	0	0	0	0	0	0	0	0.00%	0	0	0	0	0	0
		自動火災報知設備	443	1 (100.0%)	0 (0.0%)	0 (0.0%)	0 (0.0%)	0 (0.0%)	1 (100.0%)	0 (0.0%)	0.23%	1 (100.0%)	1 (100.0%)	1 (100.0%)	0 (0.0%)	0 (0.0%)	0 (0.0%)
	長門市消防本部	屋内消火栓設備	39	0	0	0	0	0	0	0	0.00%	0	0	0	0	0	0
		スプリンクラー設備	37	0	0	0	0	0	0	0	0.00%	0	0	0	0	0	0
		自動火災報知設備	246	0	0	0	0	0	0	0	0.00%	0	0	0	0	0	0
	柳井地区広域消防本部	屋内消火栓設備	39	0	0	0	0	0	0	0	0.00%	0	0	0	0	0	0
		スプリンクラー設備	70	0	0	0	0	0	0	0	0.00%	0	0	0	0	0	0
		自動火災報知設備	422	0	0	0	0	0	0	0	0.00%	0	0	0	0	0	0
	美祢市消防本部	屋内消火栓設備	17	0	0	0	0	0	0	0	0.00%	0	0	0	0	0	0
		スプリンクラー設備	29	0	0	0	0	0	0	0	0.00%	0	0	0	0	0	0
		自動火災報知設備	170	0	0	0	0	0	0	0	0.00%	0	0	0	0	0	0
	周南市消防本部	屋内消火栓設備	116	0	0	0	0	0	0	0	0.00%	0	0	0	0	0	0
		スプリンクラー設備	103	0	0	0	0	0	0	0	0.00%	0	0	0	0	0	0
		自動火災報知設備	716	3 (100.0%)	3 (100.0%)	0 (0.0%)	0 (0.0%)	0 (0.0%)	0 (0.0%)	0 (0.0%)	0.42%	3 (100.0%)	3 (100.0%)	3 (100.0%)	0 (0.0%)	0 (0.0%)	0 (0.0%)
徳島県		屋内消火栓設備	751	9 (100.0%)	1 (11.1%)	0 (0.0%)	0 (0.0%)	3 (33.3%)	5 (55.6%)	0 (0.0%)	1.20%	9 (100.0%)	8 (88.9%)	2 (25.0%)	1 (11.1%)	0 (0.0%)	0 (0.0%)
		スプリンクラー設備	803	2 (100.0%)	1 (50.0%)	0 (0.0%)	0 (0.0%)	0 (0.0%)	1 (50.0%)	0 (0.0%)	0.25%	2 (100.0%)	2 (100.0%)	0 (0.0%)	0 (0.0%)	0 (0.0%)	0 (0.0%)
		自動火災報知設備	5,522	42 (100.0%)	1 (2.4%)	13 (31.0%)	2 (4.8%)	2 (4.8%)	24 (57.1%)	0 (0.0%)	0.76%	42 (100.0%)	41 (97.6%)	26 (63.4%)	1 (2.4%)	0 (0.0%)	0 (0.0%)
	徳島市消防局	屋内消火栓設備	340	1 (100.0%)	0 (0.0%)	0 (0.0%)	0 (0.0%)	1 (100.0%)	0 (0.0%)	0 (0.0%)	0.29%	1 (100.0%)	0 (0.0%)	0	1 (100.0%)	0 (0.0%)	0 (0.0%)
		スプリンクラー設備	289	0	0	0	0	0	0	0	0.00%	0	0	0	0	0	0
		自動火災報知設備	2,390	8 (100.0%)	0 (0.0%)	2 (25.0%)	0 (0.0%)	1 (12.5%)	5 (62.5%)	0 (0.0%)	0.33%	8 (100.0%)	7 (87.5%)	7 (100.0%)	1 (12.5%)	0 (0.0%)	0 (0.0%)

別紙２－２

重大違反対象物※1の状況※2（特定防火対象物※3・消防用設備等別）

都道府県名	消防本部名	消防用設備等区分	義務対象物数※4	重大違反対象物数※5	違反覚知からの経過年数 ※6						重大違反率（%）	（参考）是正指導・是正措置の状況等					
					1年未満	1年以上3年未満	3年以上5年未満	5年以上10年未満	10年以上	不明※7		是正指導・是正措置中の対象物数	警告前段の行政指導実施中の対象物数	改修期限を定めている対象物数	警告対象物数	命令対象物数	告発対象物数
			A	B(B/B)	C(C/B)	D(D/B)	E(E/B)	F(F/B)	G(G/B)	H(H/B)	I(B/A)	J(J/B)	K(K/J)	L(L/K)	M(M/B)	N(N/B)	O(O/B)
	鳴門市消防本部	屋内消火栓設備	36	0	0	0	0	0	0	0	0.00%	0	0	0	0	0	0
		スプリンクラー設備	61	0	0	0	0	0	0	0	0.00%	0	0	0	0	0	0
		自動火災報知設備	347	0	0	0	0	0	0	0	0.00%	0	0	0	0	0	0
	小松島市消防本部	屋内消火栓設備	30	2 (100.0%)	1 (50.0%)	0 (0.0%)	0 (0.0%)	0 (0.0%)	1 (50.0%)	0 (0.0%)	6.67%	2 (100.0%)	2 (100.0%)	0 (0.0%)	0 (0.0%)	0 (0.0%)	0 (0.0%)
		スプリンクラー設備	34	1 (100.0%)	0 (0.0%)	0 (0.0%)	0 (0.0%)	0 (0.0%)	1 (100.0%)	0 (0.0%)	2.94%	1 (100.0%)	1 (100.0%)	0 (0.0%)	0 (0.0%)	0 (0.0%)	0 (0.0%)
		自動火災報知設備	237	4 (100.0%)	1 (25.0%)	1 (25.0%)	0 (0.0%)	0 (0.0%)	2 (50.0%)	0 (0.0%)	1.69%	4 (100.0%)	4 (100.0%)	0 (0.0%)	0 (0.0%)	0 (0.0%)	0 (0.0%)
	阿南市消防本部	屋内消火栓設備	54	0	0	0	0	0	0	0	0.00%	0	0	0	0	0	0
		スプリンクラー設備	63	1 (100.0%)	1 (100.0%)	0 (0.0%)	0 (0.0%)	0 (0.0%)	0 (0.0%)	0 (0.0%)	1.59%	1 (100.0%)	1 (100.0%)	0 (0.0%)	0 (0.0%)	0 (0.0%)	0 (0.0%)
		自動火災報知設備	380	0	0	0	0	0	0	0	0.00%	0	0	0	0	0	0
	美馬市消防本部	屋内消火栓設備	11	0	0	0	0	0	0	0	0.00%	0	0	0	0	0	0
		スプリンクラー設備	29	0	0	0	0	0	0	0	0.00%	0	0	0	0	0	0
		自動火災報知設備	201	2 (100.0%)	0 (0.0%)	0 (0.0%)	1 (50.0%)	0 (0.0%)	1 (50.0%)	0 (0.0%)	1.00%	2 (100.0%)	2 (100.0%)	0 (0.0%)	0 (0.0%)	0 (0.0%)	0 (0.0%)
	那賀町消防本部	屋内消火栓設備	6	0	0	0	0	0	0	0	0.00%	0	0	0	0	0	0
		スプリンクラー設備	9	0	0	0	0	0	0	0	0.00%	0	0	0	0	0	0
		自動火災報知設備	76	2 (100.0%)	0 (0.0%)	1 (50.0%)	0 (0.0%)	0 (0.0%)	1 (50.0%)	0 (0.0%)	2.63%	2 (100.0%)	2 (100.0%)	2 (100.0%)	0 (0.0%)	0 (0.0%)	0 (0.0%)
	名西消防組合消防本部	屋内消火栓設備	18	3 (100.0%)	0 (0.0%)	0 (0.0%)	0 (0.0%)	1 (33.3%)	2 (66.7%)	0 (0.0%)	16.67%	3 (100.0%)	3 (100.0%)	0 (0.0%)	0 (0.0%)	0 (0.0%)	0 (0.0%)
		スプリンクラー設備	26	0	0	0	0	0	0	0	0.00%	0	0	0	0	0	0
		自動火災報知設備	193	9 (100.0%)	0 (0.0%)	0 (0.0%)	1 (11.1%)	0 (0.0%)	8 (88.9%)	0 (0.0%)	4.66%	9 (100.0%)	9 (100.0%)	0 (0.0%)	0 (0.0%)	0 (0.0%)	0 (0.0%)
	海部消防組合消防本部	屋内消火栓設備	28	2 (100.0%)	0 (0.0%)	0 (0.0%)	0 (0.0%)	0 (0.0%)	2 (100.0%)	0 (0.0%)	7.14%	2 (100.0%)	2 (100.0%)	2 (100.0%)	0 (0.0%)	0 (0.0%)	0 (0.0%)
		スプリンクラー設備	20	0	0	0	0	0	0	0	0.00%	0	0	0	0	0	0
		自動火災報知設備	177	17 (100.0%)	0 (0.0%)	9 (52.9%)	0 (0.0%)	1 (5.9%)	7 (41.2%)	0 (0.0%)	9.60%	17 (100.0%)	17 (100.0%)	17 (100.0%)	0 (0.0%)	0 (0.0%)	0 (0.0%)
	板野東部消防組合消防本部	屋内消火栓設備	66	0	0	0	0	0	0	0	0.00%	0	0	0	0	0	0
		スプリンクラー設備	80	0	0	0	0	0	0	0	0.00%	0	0	0	0	0	0
		自動火災報知設備	401	0	0	0	0	0	0	0	0.00%	0	0	0	0	0	0
	板野西部消防組合消防本部	屋内消火栓設備	23	0	0	0	0	0	0	0	0.00%	0	0	0	0	0	0
		スプリンクラー設備	27	0	0	0	0	0	0	0	0.00%	0	0	0	0	0	0
		自動火災報知設備	142	0	0	0	0	0	0	0	0.00%	0	0	0	0	0	0
	徳島中央広域連合消防本部	屋内消火栓設備	66	1 (100.0%)	0 (0.0%)	0 (0.0%)	0 (0.0%)	1 (100.0%)	0 (0.0%)	0 (0.0%)	1.52%	1 (100.0%)	1 (100.0%)	0 (0.0%)	0 (0.0%)	0 (0.0%)	0 (0.0%)
		スプリンクラー設備	82	0	0	0	0	0	0	0	0.00%	0	0	0	0	0	0
		自動火災報知設備	444	0	0	0	0	0	0	0	0.00%	0	0	0	0	0	0
	美馬西部消防組合消防本部	屋内消火栓設備	13	0	0	0	0	0	0	0	0.00%	0	0	0	0	0	0
		スプリンクラー設備	18	0	0	0	0	0	0	0	0.00%	0	0	0	0	0	0
		自動火災報知設備	105	0	0	0	0	0	0	0	0.00%	0	0	0	0	0	0
	みよし広域連合消防本部	屋内消火栓設備	51	0	0	0	0	0	0	0	0.00%	0	0	0	0	0	0
		スプリンクラー設備	60	0	0	0	0	0	0	0	0.00%	0	0	0	0	0	0
		自動火災報知設備	383	0	0	0	0	0	0	0	0.00%	0	0	0	0	0	0

別紙２－２

重大違反対象物※1の状況※2（特定防火対象物※3・消防用設備等別）

都道府県名	消防本部名	消防用設備等区分	義務対象物数※4	重大違反対象物数※5	違反覚知からの経過年数 ※6						重大違反率（%）	（参考）是正指導・是正措置の状況等					
					1年未満	1年以上3年未満	3年以上5年未満	5年以上10年未満	10年以上	不明※7		是正指導・是正措置中の対象物数	警告前段の行政指導実施中の対象物数	改修期限を定めている対象物数	警告対象物数	命令対象物数	告発対象物数
			A	B(B/B)	C(C/B)	D(D/B)	E(E/B)	F(F/B)	G(G/B)	H(H/B)	I(B/A)	J(J/B)	K(K/J)	L(L/K)	M(M/B)	N(N/B)	O(O/B)
	勝浦町	屋内消火栓設備	9	0	0	0	0	0	0	0	0.00%	0	0	0	0	0	0
		スプリンクラー設備	1	0	0	0	0	0	0	0	0.00%	0	0	0	0	0	0
		自動火災報知設備	20	0	0	0	0	0	0	0	0.00%	0	0	0	0	0	0
	上勝町	屋内消火栓設備	0	0	0	0	0	0	0	0	–	0	0	0	0	0	0
		スプリンクラー設備	3	0	0	0	0	0	0	0	0.00%	0	0	0	0	0	0
		自動火災報知設備	16	0	0	0	0	0	0	0	0.00%	0	0	0	0	0	0
	佐那河内村	屋内消火栓設備	0	0	0	0	0	0	0	0	–	0	0	0	0	0	0
		スプリンクラー設備	1	0	0	0	0	0	0	0	0.00%	0	0	0	0	0	0
		自動火災報知設備	10	0	0	0	0	0	0	0	0.00%	0	0	0	0	0	0
香川県		屋内消火栓設備	778	9 (100.0%)	2 (22.2%)	2 (22.2%)	0 (0.0%)	2 (22.2%)	3 (33.3%)	0 (0.0%)	1.16%	9 (100.0%)	8 (88.9%)	8 (100.0%)	1 (11.1%)	0 (0.0%)	0 (0.0%)
		スプリンクラー設備	868	2 (100.0%)	0 (0.0%)	0 (0.0%)	1 (50.0%)	0 (0.0%)	1 (50.0%)	0 (0.0%)	0.23%	2 (100.0%)	1 (50.0%)	1 (100.0%)	1 (50.0%)	0 (0.0%)	0 (0.0%)
		自動火災報知設備	6,342	57 (100.0%)	24 (42.1%)	17 (29.8%)	4 (7.0%)	2 (3.5%)	10 (17.5%)	0 (0.0%)	0.90%	57 (100.0%)	56 (98.2%)	55 (98.2%)	1 (1.8%)	0 (0.0%)	0 (0.0%)
	高松市消防局	屋内消火栓設備	353	3 (100.0%)	1 (33.3%)	1 (33.3%)	0 (0.0%)	1 (33.3%)	0 (0.0%)	0 (0.0%)	0.85%	3 (100.0%)	2 (66.7%)	2 (100.0%)	1 (33.3%)	0 (0.0%)	0 (0.0%)
		スプリンクラー設備	422	1 (100.0%)	0 (0.0%)	0 (0.0%)	1 (100.0%)	0 (0.0%)	0 (0.0%)	0 (0.0%)	0.24%	1 (100.0%)	0 (0.0%)	–	0	1 (100.0%)	0 (0.0%)	0 (0.0%)
		自動火災報知設備	3,173	13 (100.0%)	8 (61.5%)	3 (23.1%)	2 (15.4%)	0 (0.0%)	0 (0.0%)	0 (0.0%)	0.41%	13 (100.0%)	13 (100.0%)	13 (100.0%)	0 (0.0%)	0 (0.0%)	0 (0.0%)
	丸亀市消防本部	屋内消火栓設備	88	0	0	0	0	0	0	0	0.00%	0	0	0	0	0	0
		スプリンクラー設備	94	0	0	0	0	0	0	0	0.00%	0	0	0	0	0	0
		自動火災報知設備	668	15 (100.0%)	2 (13.3%)	9 (60.0%)	2 (13.3%)	1 (6.7%)	1 (6.7%)	0 (0.0%)	2.25%	15 (100.0%)	15 (100.0%)	14 (93.3%)	0 (0.0%)	0 (0.0%)	0 (0.0%)
	坂出市消防本部	屋内消火栓設備	79	2 (100.0%)	1 (50.0%)	1 (50.0%)	0 (0.0%)	0 (0.0%)	0 (0.0%)	0 (0.0%)	2.53%	2 (100.0%)	2 (100.0%)	2 (100.0%)	0 (0.0%)	0 (0.0%)	0 (0.0%)
		スプリンクラー設備	75	0	0	0	0	0	0	0	0.00%	0	0	0	0	0	0
		自動火災報知設備	477	7 (100.0%)	4 (57.1%)	3 (42.9%)	0 (0.0%)	0 (0.0%)	0 (0.0%)	0 (0.0%)	1.47%	7 (100.0%)	7 (100.0%)	7 (100.0%)	0 (0.0%)	0 (0.0%)	0 (0.0%)
	善通寺市消防本部	屋内消火栓設備	26	1 (100.0%)	0 (0.0%)	0 (0.0%)	0 (0.0%)	1 (100.0%)	0 (0.0%)	0 (0.0%)	3.85%	1 (100.0%)	1 (100.0%)	1 (100.0%)	0 (0.0%)	0 (0.0%)	0 (0.0%)
		スプリンクラー設備	22	0	0	0	0	0	0	0	0.00%	0	0	0	0	0	0
		自動火災報知設備	208	3 (100.0%)	0 (0.0%)	1 (33.3%)	0 (0.0%)	1 (33.3%)	1 (33.3%)	0 (0.0%)	1.44%	3 (100.0%)	3 (100.0%)	3 (100.0%)	0 (0.0%)	0 (0.0%)	0 (0.0%)
	多度津町消防本部	屋内消火栓設備	10	0	0	0	0	0	0	0	0.00%	0	0	0	0	0	0
		スプリンクラー設備	13	0	0	0	0	0	0	0	0.00%	0	0	0	0	0	0
		自動火災報知設備	88	0	0	0	0	0	0	0	0.00%	0	0	0	0	0	0
	仲多度南部消防本部	屋内消火栓設備	31	0	0	0	0	0	0	0	0.00%	0	0	0	0	0	0
		スプリンクラー設備	24	0	0	0	0	0	0	0	0.00%	0	0	0	0	0	0
		自動火災報知設備	225	0	0	0	0	0	0	0	0.00%	0	0	0	0	0	0
	大川広域消防本部	屋内消火栓設備	70	0	0	0	0	0	0	0	0.00%	0	0	0	0	0	0
		スプリンクラー設備	92	0	0	0	0	0	0	0	0.00%	0	0	0	0	0	0
		自動火災報知設備	473	2 (100.0%)	0 (0.0%)	0 (0.0%)	0 (0.0%)	0 (0.0%)	2 (100.0%)	0 (0.0%)	0.42%	2 (100.0%)	1 (50.0%)	1 (100.0%)	1 (50.0%)	0 (0.0%)	0 (0.0%)
	三観広域行政組合消防本部	屋内消火栓設備	82	3 (100.0%)	0 (0.0%)	0 (0.0%)	0 (0.0%)	0 (0.0%)	3 (100.0%)	0 (0.0%)	3.66%	3 (100.0%)	3 (100.0%)	3 (100.0%)	0 (0.0%)	0 (0.0%)	0 (0.0%)
		スプリンクラー設備	85	1 (100.0%)	0 (0.0%)	0 (0.0%)	0 (0.0%)	0 (0.0%)	1 (100.0%)	0 (0.0%)	1.18%	1 (100.0%)	1 (100.0%)	1 (100.0%)	0 (0.0%)	0 (0.0%)	0 (0.0%)
		自動火災報知設備	722	7 (100.0%)	1 (14.3%)	0 (0.0%)	0 (0.0%)	0 (0.0%)	6 (85.7%)	0 (0.0%)	0.97%	7 (100.0%)	7 (100.0%)	7 (100.0%)	0 (0.0%)	0 (0.0%)	0 (0.0%)

別紙２－２

重大違反対象物※1の状況※2（特定防火対象物※3・消防用設備等別）

都道府県名	消防本部名	消防用設備等区分	義務対象物数※4	重大違反対象物数※5	違反覚知からの経過年数 ※6						重大違反率（%）	（参考）是正指導・是正措置の状況等					
					1年未満	1年以上3年未満	3年以上5年未満	5年以上10年未満	10年以上	不明※7		是正指導・是正措置中の対象物数	警告前段の行政指導実施中の対象物数	改修期限を定めている対象物数	警告対象物数	命令対象物数	告発対象物数
			A	B(B/B)	C(C/B)	D(D/B)	E(E/B)	F(F/B)	G(G/B)	H(H/B)	I(B/A)	J(J/B)	K(K/J)	L(L/K)	M(M/B)	N(N/B)	O(O/B)
	小豆地区消防本部	屋内消火栓設備	36	0	0	0	0	0	0	0	0.00%	0	0	0	0	0	0
		スプリンクラー設備	37	0	0	0	0	0	0	0	0.00%	0	0	0	0	0	0
		自動火災報知設備	292	10 (100.0%)	9 (90.0%)	1 (10.0%)	0 (0.0%)	0 (0.0%)	0 (0.0%)	0 (0.0%)	3.42%	10 (100.0%)	10 (100.0%)	10 (100.0%)	0 (0.0%)	0 (0.0%)	0 (0.0%)
	直島町	屋内消火栓設備	3	0	0	0	0	0	0	0	0.00%	0	0	0	0	0	0
		スプリンクラー設備	4	0	0	0	0	0	0	0	0.00%	0	0	0	0	0	0
		自動火災報知設備	16	0	0	0	0	0	0	0	0.00%	0	0	0	0	0	0
愛媛県		屋内消火栓設備	1,411	25 (100.0%)	2 (8.0%)	5 (20.0%)	2 (8.0%)	11 (44.0%)	5 (20.0%)	0 (0.0%)	1.77%	25 (100.0%)	25 (100.0%)	6 (24.0%)	0 (0.0%)	0 (0.0%)	0 (0.0%)
		スプリンクラー設備	1,507	0	0	0	0	0	0	0	0.00%	0	0	0	0	0	0
		自動火災報知設備	8,741	60 (100.0%)	8 (13.3%)	12 (20.0%)	3 (5.0%)	10 (16.7%)	27 (45.0%)	0 (0.0%)	0.69%	60 (100.0%)	57 (95.0%)	9 (15.8%)	2 (3.3%)	1 (1.7%)	0 (0.0%)
	松山市消防局	屋内消火栓設備	693	1 (100.0%)	0 (0.0%)	1 (100.0%)	0 (0.0%)	0 (0.0%)	0 (0.0%)	0 (0.0%)	0.14%	1 (100.0%)	1 (100.0%)	0 (0.0%)	0 (0.0%)	0 (0.0%)	0 (0.0%)
		スプリンクラー設備	654	0	0	0	0	0	0	0	0.00%	0	0	0	0	0	0
		自動火災報知設備	3,300	2 (100.0%)	1 (50.0%)	1 (50.0%)	0 (0.0%)	0 (0.0%)	0 (0.0%)	0 (0.0%)	0.06%	2 (100.0%)	2 (100.0%)	0 (0.0%)	0 (0.0%)	0 (0.0%)	0 (0.0%)
	今治市消防本部	屋内消火栓設備	172	18 (100.0%)	1 (5.6%)	1 (5.6%)	0 (0.0%)	11 (61.1%)	5 (27.8%)	0 (0.0%)	10.47%	18 (100.0%)	18 (100.0%)	0 (0.0%)	0 (0.0%)	0 (0.0%)	0 (0.0%)
		スプリンクラー設備	173	0	0	0	0	0	0	0	0.00%	0	0	0	0	0	0
		自動火災報知設備	1,189	46 (100.0%)	2 (4.3%)	6 (13.0%)	3 (6.5%)	10 (21.7%)	25 (54.3%)	0 (0.0%)	3.87%	46 (100.0%)	45 (97.8%)	0 (0.0%)	0 (0.0%)	1 (2.2%)	0 (0.0%)
	新居浜市消防本部	屋内消火栓設備	91	0	0	0	0	0	0	0	0.00%	0	0	0	0	0	0
		スプリンクラー設備	112	0	0	0	0	0	0	0	0.00%	0	0	0	0	0	0
		自動火災報知設備	587	0	0	0	0	0	0	0	0.00%	0	0	0	0	0	0
	西条市消防本部	屋内消火栓設備	60	0	0	0	0	0	0	0	0.00%	0	0	0	0	0	0
		スプリンクラー設備	64	0	0	0	0	0	0	0	0.00%	0	0	0	0	0	0
		自動火災報知設備	524	2 (100.0%)	0 (0.0%)	1 (50.0%)	0 (0.0%)	0 (0.0%)	1 (50.0%)	0 (0.0%)	0.38%	2 (100.0%)	1 (50.0%)	0 (0.0%)	1 (50.0%)	0 (0.0%)	0 (0.0%)
	四国中央市消防本部	屋内消火栓設備	56	1 (100.0%)	0 (0.0%)	1 (100.0%)	0 (0.0%)	0 (0.0%)	0 (0.0%)	0 (0.0%)	1.79%	1 (100.0%)	1 (100.0%)	1 (100.0%)	0 (0.0%)	0 (0.0%)	0 (0.0%)
		スプリンクラー設備	74	0	0	0	0	0	0	0	0.00%	0	0	0	0	0	0
		自動火災報知設備	505	4 (100.0%)	2 (50.0%)	2 (50.0%)	0 (0.0%)	0 (0.0%)	0 (0.0%)	0 (0.0%)	0.79%	4 (100.0%)	4 (100.0%)	4 (100.0%)	0 (0.0%)	0 (0.0%)	0 (0.0%)
	西予市消防本部	屋内消火栓設備	51	3 (100.0%)	1 (33.3%)	1 (33.3%)	1 (33.3%)	0 (0.0%)	0 (0.0%)	0 (0.0%)	5.88%	3 (100.0%)	3 (100.0%)	3 (100.0%)	0 (0.0%)	0 (0.0%)	0 (0.0%)
		スプリンクラー設備	53	0	0	0	0	0	0	0	0.00%	0	0	0	0	0	0
		自動火災報知設備	270	4 (100.0%)	2 (50.0%)	2 (50.0%)	0 (0.0%)	0 (0.0%)	0 (0.0%)	0 (0.0%)	1.48%	4 (100.0%)	3 (75.0%)	3 (100.0%)	1 (25.0%)	0 (0.0%)	0 (0.0%)
	東温市消防本部	屋内消火栓設備	37	0	0	0	0	0	0	0	0.00%	0	0	0	0	0	0
		スプリンクラー設備	37	0	0	0	0	0	0	0	0.00%	0	0	0	0	0	0
		自動火災報知設備	184	0	0	0	0	0	0	0	0.00%	0	0	0	0	0	0
	上島町消防本部	屋内消火栓設備	7	0	0	0	0	0	0	0	0.00%	0	0	0	0	0	0
		スプリンクラー設備	5	0	0	0	0	0	0	0	0.00%	0	0	0	0	0	0
		自動火災報知設備	44	0	0	0	0	0	0	0	0.00%	0	0	0	0	0	0
	久万高原町消防本部	屋内消火栓設備	23	0	0	0	0	0	0	0	0.00%	0	0	0	0	0	0
		スプリンクラー設備	10	0	0	0	0	0	0	0	0.00%	0	0	0	0	0	0
		自動火災報知設備	83	0	0	0	0	0	0	0	0.00%	0	0	0	0	0	0

別紙２－２

重大違反対象物※1の状況※2（特定防火対象物※3・消防用設備等別）

都道府県名	消防本部名	消防用設備等区分	義務対象物数※4	重大違反対象物数※5	違反覚知からの経過年数 ※6						重大違反率（%）	（参考）是正指導・是正措置の状況等					
					1年未満	1年以上3年未満	3年以上5年未満	5年以上10年未満	10年以上	不明※7		是正指導・是正措置中の対象物数	警告前段の行政指導実施中の対象物数	改修期限を定めている対象物数	警告対象物数	命令対象物数	告発対象物数
			A	B(B/B)	C(C/B)	D(D/B)	E(E/B)	F(F/B)	G(G/B)	H(H/B)	I(B/A)	J(J/B)	K(K/J)	L(L/K)	M(M/B)	N(N/B)	O(O/B)
	愛南町消防本部	屋内消火栓設備	23	0	0	0	0	0	0	0	0.00%	0	0	0	0	0	0
		スプリンクラー設備	22	0	0	0	0	0	0	0	0.00%	0	0	0	0	0	0
		自動火災報知設備	180	0	0	0	0	0	0	0	0.00%	0	0	0	0	0	0
	八幡浜地区施設事務組合消防本部	屋内消火栓設備	38	0	0	0	0	0	0	0	0.00%	0	0	0	0	0	0
		スプリンクラー設備	42	0	0	0	0	0	0	0	0.00%	0	0	0	0	0	0
		自動火災報知設備	353	0	0	0	0	0	0	0	0.00%	0	0	0	0	0	0
	伊予消防等事務組合消防本部	屋内消火栓設備	36	0	0	0	0	0	0	0	0.00%	0	0	0	0	0	0
		スプリンクラー設備	64	0	0	0	0	0	0	0	0.00%	0	0	0	0	0	0
		自動火災報知設備	380	0	0	0	0	0	0	0	0.00%	0	0	0	0	0	0
	宇和島地区広域事務組合消防本部	屋内消火栓設備	67	1 (100.0%)	0 (0.0%)	0 (0.0%)	1 (100.0%)	0 (0.0%)	0 (0.0%)	0 (0.0%)	1.49%	1 (100.0%)	1 (100.0%)	1 (100.0%)	0 (0.0%)	0 (0.0%)	0 (0.0%)
		スプリンクラー設備	128	0	0	0	0	0	0	0	0.00%	0	0	0	0	0	0
		自動火災報知設備	622	1 (100.0%)	0 (0.0%)	0 (0.0%)	0 (0.0%)	0 (0.0%)	1 (100.0%)	0 (0.0%)	0.16%	1 (100.0%)	1 (100.0%)	1 (100.0%)	0 (0.0%)	0 (0.0%)	0 (0.0%)
	大洲地区広域消防事務組合消防本部	屋内消火栓設備	57	1 (100.0%)	0 (0.0%)	1 (100.0%)	0 (0.0%)	0 (0.0%)	0 (0.0%)	0 (0.0%)	1.75%	1 (100.0%)	1 (100.0%)	1 (100.0%)	0 (0.0%)	0 (0.0%)	0 (0.0%)
		スプリンクラー設備	69	0	0	0	0	0	0	0	0.00%	0	0	0	0	0	0
		自動火災報知設備	520	1 (100.0%)	1 (100.0%)	0 (0.0%)	0 (0.0%)	0 (0.0%)	0 (0.0%)	0 (0.0%)	0.19%	1 (100.0%)	1 (100.0%)	1 (100.0%)	0 (0.0%)	0 (0.0%)	0 (0.0%)
高知県		屋内消火栓設備	728	11 (100.0%)	6 (54.5%)	0 (0.0%)	0 (0.0%)	1 (9.1%)	4 (36.4%)	0 (0.0%)	1.51%	11 (100.0%)	11 (100.0%)	11 (100.0%)	0 (0.0%)	0 (0.0%)	0 (0.0%)
		スプリンクラー設備	730	2 (100.0%)	1 (50.0%)	0 (0.0%)	0 (0.0%)	1 (50.0%)	0 (0.0%)	0 (0.0%)	0.27%	2 (100.0%)	2 (100.0%)	2 (100.0%)	0 (0.0%)	0 (0.0%)	0 (0.0%)
		自動火災報知設備	4,483	36 (100.0%)	19 (52.8%)	4 (11.1%)	2 (5.6%)	6 (16.7%)	5 (13.9%)	0 (0.0%)	0.80%	36 (100.0%)	34 (94.4%)	33 (97.1%)	0 (0.0%)	2 (5.6%)	0 (0.0%)
	高知市消防局	屋内消火栓設備	426	7 (100.0%)	6 (85.7%)	0 (0.0%)	0 (0.0%)	0 (0.0%)	1 (14.3%)	0 (0.0%)	1.64%	7 (100.0%)	7 (100.0%)	7 (100.0%)	0 (0.0%)	0 (0.0%)	0 (0.0%)
		スプリンクラー設備	293	1 (100.0%)	1 (100.0%)	0 (0.0%)	0 (0.0%)	0 (0.0%)	0 (0.0%)	0 (0.0%)	0.34%	1 (100.0%)	1 (100.0%)	1 (100.0%)	0 (0.0%)	0 (0.0%)	0 (0.0%)
		自動火災報知設備	2,159	25 (100.0%)	18 (72.0%)	1 (4.0%)	2 (8.0%)	3 (12.0%)	1 (4.0%)	0 (0.0%)	1.16%	25 (100.0%)	23 (92.0%)	22 (95.7%)	0 (0.0%)	2 (8.0%)	0 (0.0%)
	室戸市消防本部	屋内消火栓設備	16	0	0	0	0	0	0	0	0.00%	0	0	0	0	0	0
		スプリンクラー設備	14	0	0	0	0	0	0	0	0.00%	0	0	0	0	0	0
		自動火災報知設備	113	0	0	0	0	0	0	0	0.00%	0	0	0	0	0	0
	安芸市消防本部	屋内消火栓設備	19	0	0	0	0	0	0	0	0.00%	0	0	0	0	0	0
		スプリンクラー設備	21	0	0	0	0	0	0	0	0.00%	0	0	0	0	0	0
		自動火災報知設備	141	0	0	0	0	0	0	0	0.00%	0	0	0	0	0	0
	南国市消防本部	屋内消火栓設備	15	0	0	0	0	0	0	0	0.00%	0	0	0	0	0	0
		スプリンクラー設備	44	0	0	0	0	0	0	0	0.00%	0	0	0	0	0	0
		自動火災報知設備	182	0	0	0	0	0	0	0	0.00%	0	0	0	0	0	0
	土佐市消防本部	屋内消火栓設備	17	0	0	0	0	0	0	0	0.00%	0	0	0	0	0	0
		スプリンクラー設備	28	0	0	0	0	0	0	0	0.00%	0	0	0	0	0	0
		自動火災報知設備	143	0	0	0	0	0	0	0	0.00%	0	0	0	0	0	0
	土佐清水市消防本部	屋内消火栓設備	13	0	0	0	0	0	0	0	0.00%	0	0	0	0	0	0
		スプリンクラー設備	20	1 (100.0%)	0 (0.0%)	0 (0.0%)	0 (0.0%)	1 (100.0%)	0 (0.0%)	0 (0.0%)	5.00%	1 (100.0%)	1 (100.0%)	1 (100.0%)	0 (0.0%)	0 (0.0%)	0 (0.0%)
		自動火災報知設備	99	1 (100.0%)	0 (0.0%)	1 (100.0%)	0 (0.0%)	0 (0.0%)	0 (0.0%)	0 (0.0%)	1.01%	1 (100.0%)	1 (100.0%)	1 (100.0%)	0 (0.0%)	0 (0.0%)	0 (0.0%)

別紙２－２

重大違反対象物※1の状況※2（特定防火対象物※3・消防用設備等別）

都道府県名	消防本部名	消防用設備等区分	義務対象物数※4	重大違反対象物数※5	違反覚知からの経過年数 ※6						重大違反率（%）	（参考）是正指導・是正措置の状況等					
					1年未満	1年以上3年未満	3年以上5年未満	5年以上10年未満	10年以上	不明※7		是正指導・是正措置中の対象物数	警告前段の行政指導実施中の対象物数	改修期限を定めている対象物数	警告対象物数	命令対象物数	告発対象物数
			A	B(B/B)	C(C/B)	D(D/B)	E(E/B)	F(F/B)	G(G/B)	H(H/B)	I(B/A)	J(J/B)	K(K/J)	L(L/K)	M(M/B)	N(N/B)	O(O/B)
	香南市消防本部	屋内消火栓設備	32	0	0	0	0	0	0	0	0.00%	0	0	0	0	0	0
		スプリンクラー設備	30	0	0	0	0	0	0	0	0.00%	0	0	0	0	0	0
		自動火災報知設備	134	0	0	0	0	0	0	0	0.00%	0	0	0	0	0	0
	香美市消防本部	屋内消火栓設備	22	0	0	0	0	0	0	0	0.00%	0	0	0	0	0	0
		スプリンクラー設備	28	0	0	0	0	0	0	0	0.00%	0	0	0	0	0	0
		自動火災報知設備	188	0	0	0	0	0	0	0	0.00%	0	0	0	0	0	0
	高吾北広域町村事務組合消防本部	屋内消火栓設備	12	0	0	0	0	0	0	0	0.00%	0	0	0	0	0	0
		スプリンクラー設備	38	0	0	0	0	0	0	0	0.00%	0	0	0	0	0	0
		自動火災報知設備	161	0	0	0	0	0	0	0	0.00%	0	0	0	0	0	0
	高幡消防組合消防本部	屋内消火栓設備	46	0	0	0	0	0	0	0	0.00%	0	0	0	0	0	0
		スプリンクラー設備	66	0	0	0	0	0	0	0	0.00%	0	0	0	0	0	0
		自動火災報知設備	334	2 (100.0%)	1 (50.0%)	1 (50.0%)	0 (0.0%)	0 (0.0%)	0 (0.0%)	0 (0.0%)	0.60%	2 (100.0%)	2 (100.0%)	2 (100.0%)	0 (0.0%)	0 (0.0%)	0 (0.0%)
	仁淀消防組合消防本部	屋内消火栓設備	21	3 (100.0%)	0 (0.0%)	0 (0.0%)	0 (0.0%)	0 (0.0%)	3 (100.0%)	0 (0.0%)	14.29%	3 (100.0%)	3 (100.0%)	3 (100.0%)	0 (0.0%)	0 (0.0%)	0 (0.0%)
		スプリンクラー設備	27	0	0	0	0	0	0	0	0.00%	0	0	0	0	0	0
		自動火災報知設備	141	2 (100.0%)	0 (0.0%)	0 (0.0%)	0 (0.0%)	1 (50.0%)	1 (50.0%)	0 (0.0%)	1.42%	2 (100.0%)	2 (100.0%)	2 (100.0%)	0 (0.0%)	0 (0.0%)	0 (0.0%)
	幡多中央消防組合消防本部	屋内消火栓設備	36	0	0	0	0	0	0	0	0.00%	0	0	0	0	0	0
		スプリンクラー設備	62	0	0	0	0	0	0	0	0.00%	0	0	0	0	0	0
		自動火災報知設備	316	1 (100.0%)	0 (0.0%)	1 (100.0%)	0 (0.0%)	0 (0.0%)	0 (0.0%)	0 (0.0%)	0.32%	1 (100.0%)	1 (100.0%)	1 (100.0%)	0 (0.0%)	0 (0.0%)	0 (0.0%)
	幡多西部消防組合消防本部	屋内消火栓設備	22	0	0	0	0	0	0	0	0.00%	0	0	0	0	0	0
		スプリンクラー設備	33	0	0	0	0	0	0	0	0.00%	0	0	0	0	0	0
		自動火災報知設備	179	0	0	0	0	0	0	0	0.00%	0	0	0	0	0	0
	嶺北広域行政事務組合消防本部	屋内消火栓設備	21	0	0	0	0	0	0	0	0.00%	0	0	0	0	0	0
		スプリンクラー設備	14	0	0	0	0	0	0	0	0.00%	0	0	0	0	0	0
		自動火災報知設備	121	3 (100.0%)	0 (0.0%)	0 (0.0%)	0 (0.0%)	1 (33.3%)	2 (66.7%)	0 (0.0%)	2.48%	3 (100.0%)	3 (100.0%)	3 (100.0%)	0 (0.0%)	0 (0.0%)	0 (0.0%)
	中芸広域連合消防本部	屋内消火栓設備	10	1 (100.0%)	0 (0.0%)	0 (0.0%)	0 (0.0%)	1 (100.0%)	0 (0.0%)	0 (0.0%)	10.00%	1 (100.0%)	1 (100.0%)	1 (100.0%)	0 (0.0%)	0 (0.0%)	0 (0.0%)
		スプリンクラー設備	12	0	0	0	0	0	0	0	0.00%	0	0	0	0	0	0
		自動火災報知設備	72	2 (100.0%)	0 (0.0%)	0 (0.0%)	0 (0.0%)	1 (50.0%)	1 (50.0%)	0 (0.0%)	2.78%	2 (100.0%)	2 (100.0%)	2 (100.0%)	0 (0.0%)	0 (0.0%)	0 (0.0%)
福岡県		屋内消火栓設備	4,036	26 (100.0%)	14 (53.8%)	6 (23.1%)	1 (3.8%)	2 (7.7%)	3 (11.5%)	0 (0.0%)	0.64%	26 (100.0%)	25 (96.2%)	24 (96.0%)	1 (3.8%)	0 (0.0%)	0 (0.0%)
		スプリンクラー設備	4,715	6 (100.0%)	4 (66.7%)	1 (16.7%)	1 (16.7%)	0 (0.0%)	0 (0.0%)	0 (0.0%)	0.13%	6 (100.0%)	6 (100.0%)	4 (66.7%)	0 (0.0%)	0 (0.0%)	0 (0.0%)
		自動火災報知設備	26,233	82 (100.0%)	53 (64.6%)	17 (20.7%)	3 (3.7%)	3 (3.7%)	6 (7.3%)	0 (0.0%)	0.31%	82 (100.0%)	76 (92.7%)	71 (93.4%)	6 (7.3%)	0 (0.0%)	0 (0.0%)
	北九州市消防局	屋内消火栓設備	714	5 (100.0%)	4 (80.0%)	1 (20.0%)	0 (0.0%)	0 (0.0%)	0 (0.0%)	0 (0.0%)	0.70%	5 (100.0%)	5 (100.0%)	5 (100.0%)	0 (0.0%)	0 (0.0%)	0 (0.0%)
		スプリンクラー設備	928	0	0	0	0	0	0	0	0.00%	0	0	0	0	0	0
		自動火災報知設備	5,079	25 (100.0%)	14 (56.0%)	7 (28.0%)	2 (8.0%)	2 (8.0%)	0 (0.0%)	0 (0.0%)	0.49%	25 (100.0%)	24 (96.0%)	24 (100.0%)	1 (4.0%)	0 (0.0%)	0 (0.0%)
	福岡市消防局	屋内消火栓設備	1,615	2 (100.0%)	2 (100.0%)	0 (0.0%)	0 (0.0%)	0 (0.0%)	0 (0.0%)	0 (0.0%)	0.12%	2 (100.0%)	1 (50.0%)	1 (100.0%)	1 (50.0%)	0 (0.0%)	0 (0.0%)
		スプリンクラー設備	1,243	0	0	0	0	0	0	0	0.00%	0	0	0	0	0	0
		自動火災報知設備	7,902	12 (100.0%)	12 (100.0%)	0 (0.0%)	0 (0.0%)	0 (0.0%)	0 (0.0%)	0 (0.0%)	0.15%	12 (100.0%)	9 (75.0%)	9 (100.0%)	3 (25.0%)	0 (0.0%)	0 (0.0%)

別紙２－２

重大違反対象物※1の状況※2（特定防火対象物※3・消防用設備等別）

都道府県名	消防本部名	消防用設備等区分	義務対象物数※4	重大違反対象物数※5	違反覚知からの経過年数 ※6						重大違反率（%）	（参考）是正指導・是正措置の状況等					
					1年未満	1年以上3年未満	3年以上5年未満	5年以上10年未満	10年以上	不明※7		是正指導・是正措置中の対象物数	警告前段の行政指導実施中の対象物数	改修期限を定めている対象物数	警告対象物数	命令対象物数	告発対象物数
			A	B(B/B)	C(C/B)	D(D/B)	E(E/B)	F(F/B)	G(G/B)	H(H/B)	I(B/A)	J(J/B)	K(K/J)	L(L/K)	M(M/B)	N(N/B)	O(O/B)
	大牟田市消防本部	屋内消火栓設備	57	0	0	0	0	0	0	0	0.00%	0	0	0	0	0	0
		スプリンクラー設備	192	0	0	0	0	0	0	0	0.00%	0	0	0	0	0	0
		自動火災報知設備	849	0	0	0	0	0	0	0	0.00%	0	0	0	0	0	0
	直方市消防本部	屋内消火栓設備	31	1 (100.0%)	0 (0.0%)	1 (100.0%)	0 (0.0%)	0 (0.0%)	0 (0.0%)	0 (0.0%)	3.23%	1 (100.0%)	1 (100.0%)	0 (0.0%)	0 (0.0%)	0 (0.0%)	0 (0.0%)
		スプリンクラー設備	70	0	0	0	0	0	0	0	0.00%	0	0	0	0	0	0
		自動火災報知設備	375	2 (100.0%)	1 (50.0%)	1 (50.0%)	0 (0.0%)	0 (0.0%)	0 (0.0%)	0 (0.0%)	0.53%	2 (100.0%)	2 (100.0%)	0 (0.0%)	0 (0.0%)	0 (0.0%)	0 (0.0%)
	柳川市消防本部	屋内消火栓設備	68	0	0	0	0	0	0	0	0.00%	0	0	0	0	0	0
		スプリンクラー設備	66	0	0	0	0	0	0	0	0.00%	0	0	0	0	0	0
		自動火災報知設備	357	1 (100.0%)	1 (100.0%)	0 (0.0%)	0 (0.0%)	0 (0.0%)	0 (0.0%)	0 (0.0%)	0.28%	1 (100.0%)	0 (0.0%)	0	1 (100.0%)	0 (0.0%)	0 (0.0%)
	筑後市消防本部	屋内消火栓設備	33	0	0	0	0	0	0	0	0.00%	0	0	0	0	0	0
		スプリンクラー設備	43	0	0	0	0	0	0	0	0.00%	0	0	0	0	0	0
		自動火災報知設備	489	2 (100.0%)	0 (0.0%)	1 (50.0%)	0 (0.0%)	0 (0.0%)	1 (50.0%)	0 (0.0%)	0.41%	2 (100.0%)	2 (100.0%)	0 (0.0%)	0 (0.0%)	0 (0.0%)	0 (0.0%)
	行橋市消防本部	屋内消火栓設備	25	0	0	0	0	0	0	0	0.00%	0	0	0	0	0	0
		スプリンクラー設備	71	0	0	0	0	0	0	0	0.00%	0	0	0	0	0	0
		自動火災報知設備	360	0	0	0	0	0	0	0	0.00%	0	0	0	0	0	0
	中間市消防本部	屋内消火栓設備	15	0	0	0	0	0	0	0	0.00%	0	0	0	0	0	0
		スプリンクラー設備	37	0	0	0	0	0	0	0	0.00%	0	0	0	0	0	0
		自動火災報知設備	139	0	0	0	0	0	0	0	0.00%	0	0	0	0	0	0
	みやま市消防本部	屋内消火栓設備	13	0	0	0	0	0	0	0	0.00%	0	0	0	0	0	0
		スプリンクラー設備	37	0	0	0	0	0	0	0	0.00%	0	0	0	0	0	0
		自動火災報知設備	169	0	0	0	0	0	0	0	0.00%	0	0	0	0	0	0
	糸島市消防本部	屋内消火栓設備	57	1 (100.0%)	0 (0.0%)	0 (0.0%)	0 (0.0%)	1 (100.0%)	0 (0.0%)	0 (0.0%)	1.75%	1 (100.0%)	1 (100.0%)	1 (100.0%)	0 (0.0%)	0 (0.0%)	0 (0.0%)
		スプリンクラー設備	65	2 (100.0%)	2 (100.0%)	0 (0.0%)	0 (0.0%)	0 (0.0%)	0 (0.0%)	0 (0.0%)	3.08%	2 (100.0%)	2 (100.0%)	1 (50.0%)	0 (0.0%)	0 (0.0%)	0 (0.0%)
		自動火災報知設備	427	1 (100.0%)	0 (0.0%)	0 (0.0%)	0 (0.0%)	1 (100.0%)	0 (0.0%)	0 (0.0%)	0.23%	1 (100.0%)	1 (100.0%)	1 (100.0%)	0 (0.0%)	0 (0.0%)	0 (0.0%)
	苅田町消防本部	屋内消火栓設備	25	0	0	0	0	0	0	0	0.00%	0	0	0	0	0	0
		スプリンクラー設備	28	0	0	0	0	0	0	0	0.00%	0	0	0	0	0	0
		自動火災報知設備	197	0	0	0	0	0	0	0	0.00%	0	0	0	0	0	0
	八女消防本部	屋内消火栓設備	82	0	0	0	0	0	0	0	0.00%	0	0	0	0	0	0
		スプリンクラー設備	125	0	0	0	0	0	0	0	0.00%	0	0	0	0	0	0
		自動火災報知設備	498	0	0	0	0	0	0	0	0.00%	0	0	0	0	0	0
	筑紫野太宰府消防組合消防本部	屋内消火栓設備	68	4 (100.0%)	4 (100.0%)	0 (0.0%)	0 (0.0%)	0 (0.0%)	0 (0.0%)	0 (0.0%)	5.88%	4 (100.0%)	4 (100.0%)	4 (100.0%)	0 (0.0%)	0 (0.0%)	0 (0.0%)
		スプリンクラー設備	132	1 (100.0%)	1 (100.0%)	0 (0.0%)	0 (0.0%)	0 (0.0%)	0 (0.0%)	0 (0.0%)	0.76%	1 (100.0%)	1 (100.0%)	1 (100.0%)	0 (0.0%)	0 (0.0%)	0 (0.0%)
		自動火災報知設備	712	3 (100.0%)	3 (100.0%)	0 (0.0%)	0 (0.0%)	0 (0.0%)	0 (0.0%)	0 (0.0%)	0.42%	3 (100.0%)	3 (100.0%)	3 (100.0%)	0 (0.0%)	0 (0.0%)	0 (0.0%)
	飯塚地区消防本部	屋内消火栓設備	182	0	0	0	0	0	0	0	0.00%	0	0	0	0	0	0
		スプリンクラー設備	246	0	0	0	0	0	0	0	0.00%	0	0	0	0	0	0
		自動火災報知設備	1,178	2 (100.0%)	0 (0.0%)	2 (100.0%)	0 (0.0%)	0 (0.0%)	0 (0.0%)	0 (0.0%)	0.17%	2 (100.0%)	2 (100.0%)	2 (100.0%)	0 (0.0%)	0 (0.0%)	0 (0.0%)

別紙２－２

重大違反対象物※1の状況※2（特定防火対象物※3・消防用設備等別）

都道府県名	消防本部名	消防用設備等区分	義務対象物数※4	重大違反対象物数※5	違反覚知からの経過年数 ※6						重大違反率（%）	（参考）是正指導・是正措置の状況等					
					1年未満	1年以上3年未満	3年以上5年未満	5年以上10年未満	10年以上	不明※7		是正指導・是正措置中の対象物数	警告前段の行政指導実施中の対象物数	改修期限を定めている対象物数	警告対象物数	命令対象物数	告発対象物数
			A	B(B/B)	C(C/B)	D(D/B)	E(E/B)	F(F/B)	G(G/B)	H(H/B)	I(B/A)	J(J/B)	K(K/J)	L(L/K)	M(M/B)	N(N/B)	O(O/B)
	春日・大野城・那珂川消防組合消防本部	屋内消火栓設備	96	1 (100.0%)	1 (100.0%)	0 (0.0%)	0 (0.0%)	0 (0.0%)	0 (0.0%)	0 (0.0%)	1.04%	1 (100.0%)	1 (100.0%)	1 (100.0%)	0 (0.0%)	0 (0.0%)	0 (0.0%)
		スプリンクラー設備	140	0	0	0	0	0	0	0	0.00%	0	0	0	0	0	0
		自動火災報知設備	954	3 (100.0%)	3 (100.0%)	0 (0.0%)	0 (0.0%)	0 (0.0%)	0 (0.0%)	0 (0.0%)	0.31%	3 (100.0%)	3 (100.0%)	3 (100.0%)	0 (0.0%)	0 (0.0%)	0 (0.0%)
	田川地区消防本部	屋内消火栓設備	78	2 (100.0%)	0 (0.0%)	0 (0.0%)	0 (0.0%)	1 (50.0%)	1 (50.0%)	0 (0.0%)	2.56%	2 (100.0%)	2 (100.0%)	2 (100.0%)	0 (0.0%)	0 (0.0%)	0 (0.0%)
		スプリンクラー設備	190	1 (100.0%)	0 (0.0%)	1 (100.0%)	0 (0.0%)	0 (0.0%)	0 (0.0%)	0 (0.0%)	0.53%	1 (100.0%)	1 (100.0%)	0 (0.0%)	0 (0.0%)	0 (0.0%)	0 (0.0%)
		自動火災報知設備	749	2 (100.0%)	0 (0.0%)	1 (50.0%)	0 (0.0%)	0 (0.0%)	1 (50.0%)	0 (0.0%)	0.27%	2 (100.0%)	2 (100.0%)	1 (50.0%)	0 (0.0%)	0 (0.0%)	0 (0.0%)
	久留米広域消防本部	屋内消火栓設備	376	6 (100.0%)	3 (50.0%)	3 (50.0%)	0 (0.0%)	0 (0.0%)	0 (0.0%)	0 (0.0%)	1.60%	6 (100.0%)	6 (100.0%)	6 (100.0%)	0 (0.0%)	0 (0.0%)	0 (0.0%)
		スプリンクラー設備	465	0	0	0	0	0	0	0	0.00%	0	0	0	0	0	0
		自動火災報知設備	2,487	22 (100.0%)	18 (81.8%)	2 (9.1%)	0 (0.0%)	0 (0.0%)	2 (9.1%)	0 (0.0%)	0.88%	22 (100.0%)	21 (95.5%)	21 (100.0%)	1 (4.5%)	0 (0.0%)	0 (0.0%)
	京築広域圏消防本部	屋内消火栓設備	60	1 (100.0%)	0 (0.0%)	1 (100.0%)	0 (0.0%)	0 (0.0%)	0 (0.0%)	0 (0.0%)	1.67%	1 (100.0%)	1 (100.0%)	1 (100.0%)	0 (0.0%)	0 (0.0%)	0 (0.0%)
		スプリンクラー設備	85	0	0	0	0	0	0	0	0.00%	0	0	0	0	0	0
		自動火災報知設備	423	0	0	0	0	0	0	0	0.00%	0	0	0	0	0	0
	直方・鞍手広域市町村圏事務組合消防本部	屋内消火栓設備	37	0	0	0	0	0	0	0	0.00%	0	0	0	0	0	0
		スプリンクラー設備	67	0	0	0	0	0	0	0	0.00%	0	0	0	0	0	0
		自動火災報知設備	284	0	0	0	0	0	0	0	0.00%	0	0	0	0	0	0
	甘木・朝倉消防本部	屋内消火栓設備	98	3 (100.0%)	0 (0.0%)	0 (0.0%)	1 (33.3%)	0 (0.0%)	2 (66.7%)	0 (0.0%)	3.06%	3 (100.0%)	3 (100.0%)	3 (100.0%)	0 (0.0%)	0 (0.0%)	0 (0.0%)
		スプリンクラー設備	76	1 (100.0%)	1 (100.0%)	0 (0.0%)	0 (0.0%)	0 (0.0%)	0 (0.0%)	0 (0.0%)	1.32%	1 (100.0%)	1 (100.0%)	1 (100.0%)	0 (0.0%)	0 (0.0%)	0 (0.0%)
		自動火災報知設備	481	5 (100.0%)	1 (20.0%)	2 (40.0%)	0 (0.0%)	0 (0.0%)	2 (40.0%)	0 (0.0%)	1.04%	5 (100.0%)	5 (100.0%)	5 (100.0%)	0 (0.0%)	0 (0.0%)	0 (0.0%)
	粕屋南部消防組合消防本部	屋内消火栓設備	102	0	0	0	0	0	0	0	0.00%	0	0	0	0	0	0
		スプリンクラー設備	124	0	0	0	0	0	0	0	0.00%	0	0	0	0	0	0
		自動火災報知設備	667	0	0	0	0	0	0	0	0.00%	0	0	0	0	0	0
	宗像地区消防本部	屋内消火栓設備	80	0	0	0	0	0	0	0	0.00%	0	0	0	0	0	0
		スプリンクラー設備	122	0	0	0	0	0	0	0	0.00%	0	0	0	0	0	0
		自動火災報知設備	619	0	0	0	0	0	0	0	0.00%	0	0	0	0	0	0
	粕屋北部消防本部	屋内消火栓設備	73	0	0	0	0	0	0	0	0.00%	0	0	0	0	0	0
		スプリンクラー設備	74	0	0	0	0	0	0	0	0.00%	0	0	0	0	0	0
		自動火災報知設備	422	0	0	0	0	0	0	0	0.00%	0	0	0	0	0	0
	遠賀郡消防本部	屋内消火栓設備	51	0	0	0	0	0	0	0	0.00%	0	0	0	0	0	0
		スプリンクラー設備	89	1 (100.0%)	0 (0.0%)	0 (0.0%)	1 (100.0%)	0 (0.0%)	0 (0.0%)	0 (0.0%)	1.12%	1 (100.0%)	1 (100.0%)	1 (100.0%)	0 (0.0%)	0 (0.0%)	0 (0.0%)
		自動火災報知設備	416	2 (100.0%)	0 (0.0%)	1 (50.0%)	1 (50.0%)	0 (0.0%)	0 (0.0%)	0 (0.0%)	0.48%	2 (100.0%)	2 (100.0%)	2 (100.0%)	0 (0.0%)	0 (0.0%)	0 (0.0%)
佐賀県		屋内消火栓設備	777	5 (100.0%)	4 (80.0%)	1 (20.0%)	0 (0.0%)	0 (0.0%)	0 (0.0%)	0 (0.0%)	0.64%	5 (100.0%)	4 (80.0%)	4 (100.0%)	1 (20.0%)	0 (0.0%)	0 (0.0%)
		スプリンクラー設備	1,121	2 (100.0%)	1 (50.0%)	1 (50.0%)	0 (0.0%)	0 (0.0%)	0 (0.0%)	0 (0.0%)	0.18%	2 (100.0%)	1 (50.0%)	1 (100.0%)	1 (50.0%)	0 (0.0%)	0 (0.0%)
		自動火災報知設備	5,321	12 (100.0%)	4 (33.3%)	5 (41.7%)	0 (0.0%)	0 (0.0%)	3 (25.0%)	0 (0.0%)	0.23%	12 (100.0%)	7 (58.3%)	5 (71.4%)	5 (41.7%)	0 (0.0%)	0 (0.0%)
	佐賀広域消防局	屋内消火栓設備	308	1 (100.0%)	1 (100.0%)	0 (0.0%)	0 (0.0%)	0 (0.0%)	0 (0.0%)	0 (0.0%)	0.32%	1 (100.0%)	1 (100.0%)	1 (100.0%)	0 (0.0%)	0 (0.0%)	0 (0.0%)
		スプリンクラー設備	415	0	0	0	0	0	0	0	0.00%	0	0	0	0	0	0
		自動火災報知設備	1,915	4 (100.0%)	4 (100.0%)	0 (0.0%)	0 (0.0%)	0 (0.0%)	0 (0.0%)	0 (0.0%)	0.21%	4 (100.0%)	4 (100.0%)	2 (50.0%)	0 (0.0%)	0 (0.0%)	0 (0.0%)

別紙２－２

重大違反対象物※1の状況※2（特定防火対象物※3・消防用設備等別）

都道府県名	消防本部名	消防用設備等区分	義務対象物数※4	重大違反対象物数※5	違反覚知からの経過年数 ※6						重大違反率（%）	（参考）是正指導・是正措置の状況等					
					1年未満	1年以上3年未満	3年以上5年未満	5年以上10年未満	10年以上	不明※7		是正指導・是正措置中の対象物数	警告前段の行政指導実施中の対象物数	改修期限を定めている対象物数	警告対象物数	命令対象物数	告発対象物数
			A	B(B/B)	C(C/B)	D(D/B)	E(E/B)	F(F/B)	G(G/B)	H(H/B)	I(B/A)	J(J/B)	K(K/J)	L(L/K)	M(M/B)	N(N/B)	O(O/B)
	唐津市消防本部	屋内消火栓設備	132	1 (100.0%)	1 (100.0%)	0 (0.0%)	0 (0.0%)	0 (0.0%)	0 (0.0%)	0 (0.0%)	0.76%	1 (100.0%)	1 (100.0%)	1 (100.0%)	0 (0.0%)	0 (0.0%)	0 (0.0%)
		スプリンクラー設備	191	1 (100.0%)	1 (100.0%)	0 (0.0%)	0 (0.0%)	0 (0.0%)	0 (0.0%)	0 (0.0%)	0.52%	1 (100.0%)	0 (0.0%)	–	1 (100.0%)	0 (0.0%)	0 (0.0%)
		自動火災報知設備	860	0	0	0	0	0	0	0	0.00%	0	0	0	0	0	0
	伊万里・有田消防本部	屋内消火栓設備	85	0	0	0	0	0	0	0	0.00%	0	0	0	0	0	0
		スプリンクラー設備	107	0	0	0	0	0	0	0	0.00%	0	0	0	0	0	0
		自動火災報知設備	604	3 (100.0%)	0 (0.0%)	3 (100.0%)	0 (0.0%)	0 (0.0%)	0 (0.0%)	0 (0.0%)	0.50%	3 (100.0%)	0 (0.0%)	–	3 (100.0%)	0 (0.0%)	0 (0.0%)
	杵藤地区広域市町村圏組合消防本部	屋内消火栓設備	166	2 (100.0%)	2 (100.0%)	0 (0.0%)	0 (0.0%)	0 (0.0%)	0 (0.0%)	0 (0.0%)	1.20%	2 (100.0%)	2 (100.0%)	2 (100.0%)	0 (0.0%)	0 (0.0%)	0 (0.0%)
		スプリンクラー設備	228	0	0	0	0	0	0	0	0.00%	0	0	0	0	0	0
		自動火災報知設備	1,168	4 (100.0%)	0 (0.0%)	1 (25.0%)	0 (0.0%)	0 (0.0%)	3 (75.0%)	0 (0.0%)	0.34%	4 (100.0%)	2 (50.0%)	2 (100.0%)	2 (50.0%)	0 (0.0%)	0 (0.0%)
	鳥栖・三養基地区消防事務組合消防本部	屋内消火栓設備	86	1 (100.0%)	0 (0.0%)	1 (100.0%)	0 (0.0%)	0 (0.0%)	0 (0.0%)	0 (0.0%)	1.16%	1 (100.0%)	0 (0.0%)	–	1 (100.0%)	0 (0.0%)	0 (0.0%)
		スプリンクラー設備	180	1 (100.0%)	0 (0.0%)	1 (100.0%)	0 (0.0%)	0 (0.0%)	0 (0.0%)	0 (0.0%)	0.56%	1 (100.0%)	1 (100.0%)	1 (100.0%)	0 (0.0%)	0 (0.0%)	0 (0.0%)
		自動火災報知設備	774	1 (100.0%)	0 (0.0%)	1 (100.0%)	0 (0.0%)	0 (0.0%)	0 (0.0%)	0 (0.0%)	0.13%	1 (100.0%)	1 (100.0%)	1 (100.0%)	0 (0.0%)	0 (0.0%)	0 (0.0%)
長崎県		屋内消火栓設備	994	0	0	0	0	0	0	0	0.00%	0	0	0	0	0	0
		スプリンクラー設備	1,490	1 (100.0%)	1 (100.0%)	0 (0.0%)	0 (0.0%)	0 (0.0%)	0 (0.0%)	0 (0.0%)	0.07%	1 (100.0%)	1 (100.0%)	1 (100.0%)	0 (0.0%)	0 (0.0%)	0 (0.0%)
		自動火災報知設備	9,226	26 (100.0%)	5 (19.2%)	9 (34.6%)	1 (3.8%)	3 (11.5%)	8 (30.8%)	0 (0.0%)	0.28%	26 (100.0%)	25 (96.2%)	25 (100.0%)	0 (0.0%)	1 (3.8%)	0 (0.0%)
	長崎市消防局	屋内消火栓設備	254	0	0	0	0	0	0	0	0.00%	0	0	0	0	0	0
		スプリンクラー設備	468	0	0	0	0	0	0	0	0.00%	0	0	0	0	0	0
		自動火災報知設備	2,596	5 (100.0%)	2 (40.0%)	3 (60.0%)	0 (0.0%)	0 (0.0%)	0 (0.0%)	0 (0.0%)	0.19%	5 (100.0%)	5 (100.0%)	5 (100.0%)	0 (0.0%)	0 (0.0%)	0 (0.0%)
	佐世保市消防局	屋内消火栓設備	248	0	0	0	0	0	0	0	0.00%	0	0	0	0	0	0
		スプリンクラー設備	322	1 (100.0%)	1 (100.0%)	0 (0.0%)	0 (0.0%)	0 (0.0%)	0 (0.0%)	0 (0.0%)	0.31%	1 (100.0%)	1 (100.0%)	1 (100.0%)	0 (0.0%)	0 (0.0%)	0 (0.0%)
		自動火災報知設備	2,127	1 (100.0%)	1 (100.0%)	0 (0.0%)	0 (0.0%)	0 (0.0%)	0 (0.0%)	0 (0.0%)	0.05%	1 (100.0%)	1 (100.0%)	1 (100.0%)	0 (0.0%)	0 (0.0%)	0 (0.0%)
	島原地域広域市町村圏組合消防本部	屋内消火栓設備	103	0	0	0	0	0	0	0	0.00%	0	0	0	0	0	0
		スプリンクラー設備	179	0	0	0	0	0	0	0	0.00%	0	0	0	0	0	0
		自動火災報知設備	1,055	11 (100.0%)	1 (9.1%)	2 (18.2%)	0 (0.0%)	1 (9.1%)	7 (63.6%)	0 (0.0%)	1.04%	11 (100.0%)	11 (100.0%)	11 (100.0%)	0 (0.0%)	0 (0.0%)	0 (0.0%)
	松浦市消防本部	屋内消火栓設備	11	0	0	0	0	0	0	0	0.00%	0	0	0	0	0	0
		スプリンクラー設備	20	0	0	0	0	0	0	0	0.00%	0	0	0	0	0	0
		自動火災報知設備	130	2 (100.0%)	0 (0.0%)	1 (50.0%)	0 (0.0%)	0 (0.0%)	1 (50.0%)	0 (0.0%)	1.54%	2 (100.0%)	1 (50.0%)	1 (100.0%)	0 (0.0%)	1 (50.0%)	0 (0.0%)
	平戸市消防本部	屋内消火栓設備	28	0	0	0	0	0	0	0	0.00%	0	0	0	0	0	0
		スプリンクラー設備	39	0	0	0	0	0	0	0	0.00%	0	0	0	0	0	0
		自動火災報知設備	244	2 (100.0%)	0 (0.0%)	0 (0.0%)	0 (0.0%)	2 (100.0%)	0 (0.0%)	0 (0.0%)	0.82%	2 (100.0%)	2 (100.0%)	2 (100.0%)	0 (0.0%)	0 (0.0%)	0 (0.0%)
	五島市消防本部	屋内消火栓設備	22	0	0	0	0	0	0	0	0.00%	0	0	0	0	0	0
		スプリンクラー設備	84	0	0	0	0	0	0	0	0.00%	0	0	0	0	0	0
		自動火災報知設備	432	0	0	0	0	0	0	0	0.00%	0	0	0	0	0	0
	対馬市消防本部	屋内消火栓設備	32	0	0	0	0	0	0	0	0.00%	0	0	0	0	0	0
		スプリンクラー設備	30	0	0	0	0	0	0	0	0.00%	0	0	0	0	0	0
		自動火災報知設備	315	4 (100.0%)	0 (0.0%)	3 (75.0%)	1 (25.0%)	0 (0.0%)	0 (0.0%)	0 (0.0%)	1.27%	4 (100.0%)	4 (100.0%)	4 (100.0%)	0 (0.0%)	0 (0.0%)	0 (0.0%)

別紙２－２

重大違反対象物※1の状況※2（特定防火対象物※3・消防用設備等別）

都道府県名	消防本部名	消防用設備等区分	義務対象物数※4	重大違反対象物数※5	違反覚知からの経過年数 ※6						重大違反率（%）	（参考）是正指導・是正措置の状況等					
					1年未満	1年以上3年未満	3年以上5年未満	5年以上10年未満	10年以上	不明※7		是正指導・是正措置中の対象物数	警告前段の行政指導実施中の対象物数	改修期限を定めている対象物数	警告対象物数	命令対象物数	告発対象物数
			A	B(B/B)	C(C/B)	D(D/B)	E(E/B)	F(F/B)	G(G/B)	H(H/B)	I(B/A)	J(J/B)	K(K/J)	L(L/K)	M(M/B)	N(N/B)	O(O/B)
	壱岐市消防本部	屋内消火栓設備	33	0	0	0	0	0	0	0	0.00%	0	0	0	0	0	0
		スプリンクラー設備	14	0	0	0	0	0	0	0	0.00%	0	0	0	0	0	0
		自動火災報知設備	209	0	0	0	0	0	0	0	0.00%	0	0	0	0	0	0
	県央地域広域市町村圏組合消防本部	屋内消火栓設備	246	0	0	0	0	0	0	0	0.00%	0	0	0	0	0	0
		スプリンクラー設備	313	0	0	0	0	0	0	0	0.00%	0	0	0	0	0	0
		自動火災報知設備	1,951	1 (100.0%)	1 (100.0%)	0 (0.0%)	0 (0.0%)	0 (0.0%)	0 (0.0%)	0 (0.0%)	0.05%	1 (100.0%)	1 (100.0%)	1 (100.0%)	0 (0.0%)	0 (0.0%)	0 (0.0%)
	新上五島町消防本部	屋内消火栓設備	17	0	0	0	0	0	0	0	0.00%	0	0	0	0	0	0
		スプリンクラー設備	21	0	0	0	0	0	0	0	0.00%	0	0	0	0	0	0
		自動火災報知設備	167	0	0	0	0	0	0	0	0.00%	0	0	0	0	0	0
熊本県		屋内消火栓設備	1,413	8 (100.0%)	5 (62.5%)	1 (12.5%)	1 (12.5%)	1 (12.5%)	0 (0.0%)	0 (0.0%)	0.57%	8 (100.0%)	7 (87.5%)	3 (42.9%)	0 (0.0%)	1 (12.5%)	0 (0.0%)
		スプリンクラー設備	2,060	2 (100.0%)	0 (0.0%)	1 (50.0%)	1 (50.0%)	0 (0.0%)	0 (0.0%)	0 (0.0%)	0.10%	2 (100.0%)	1 (50.0%)	1 (100.0%)	1 (50.0%)	0 (0.0%)	0 (0.0%)
		自動火災報知設備	12,076	104 (100.0%)	37 (35.6%)	53 (51.0%)	3 (2.9%)	2 (1.9%)	9 (8.7%)	0 (0.0%)	0.86%	104 (100.0%)	103 (99.0%)	93 (90.3%)	0 (0.0%)	1 (1.0%)	0 (0.0%)
	熊本市消防局	屋内消火栓設備	421	1 (100.0%)	0 (0.0%)	0 (0.0%)	1 (100.0%)	0 (0.0%)	0 (0.0%)	0 (0.0%)	0.24%	1 (100.0%)	0 (0.0%)	0	0 (0.0%)	1 (100.0%)	0 (0.0%)
		スプリンクラー設備	725	0	0	0	0	0	0	0	0.00%	0	0	0	0	0	0
		自動火災報知設備	4,399	5 (100.0%)	4 (80.0%)	0 (0.0%)	1 (20.0%)	0 (0.0%)	0 (0.0%)	0 (0.0%)	0.11%	5 (100.0%)	4 (80.0%)	4 (100.0%)	0 (0.0%)	1 (20.0%)	0 (0.0%)
	山鹿市消防本部	屋内消火栓設備	55	0	0	0	0	0	0	0	0.00%	0	0	0	0	0	0
		スプリンクラー設備	56	0	0	0	0	0	0	0	0.00%	0	0	0	0	0	0
		自動火災報知設備	388	20 (100.0%)	6 (30.0%)	13 (65.0%)	0 (0.0%)	1 (5.0%)	0 (0.0%)	0 (0.0%)	5.15%	20 (100.0%)	20 (100.0%)	20 (100.0%)	0 (0.0%)	0 (0.0%)	0 (0.0%)
	人吉下球磨消防組合消防本部	屋内消火栓設備	58	0	0	0	0	0	0	0	0.00%	0	0	0	0	0	0
		スプリンクラー設備	67	0	0	0	0	0	0	0	0.00%	0	0	0	0	0	0
		自動火災報知設備	495	1 (100.0%)	1 (100.0%)	0 (0.0%)	0 (0.0%)	0 (0.0%)	0 (0.0%)	0 (0.0%)	0.20%	1 (100.0%)	1 (100.0%)	1 (100.0%)	0 (0.0%)	0 (0.0%)	0 (0.0%)
	上益城消防組合消防本部	屋内消火栓設備	32	0	0	0	0	0	0	0	0.00%	0	0	0	0	0	0
		スプリンクラー設備	82	0	0	0	0	0	0	0	0.00%	0	0	0	0	0	0
		自動火災報知設備	414	0	0	0	0	0	0	0	0.00%	0	0	0	0	0	0
	上球磨消防組合消防本部	屋内消火栓設備	31	1 (100.0%)	1 (100.0%)	0 (0.0%)	0 (0.0%)	0 (0.0%)	0 (0.0%)	0 (0.0%)	3.23%	1 (100.0%)	1 (100.0%)	0 (0.0%)	0 (0.0%)	0 (0.0%)	0 (0.0%)
		スプリンクラー設備	35	0	0	0	0	0	0	0	0.00%	0	0	0	0	0	0
		自動火災報知設備	213	17 (100.0%)	16 (94.1%)	1 (5.9%)	0 (0.0%)	0 (0.0%)	0 (0.0%)	0 (0.0%)	7.98%	17 (100.0%)	17 (100.0%)	12 (70.6%)	0 (0.0%)	0 (0.0%)	0 (0.0%)
	八代広域行政事務組合消防本部	屋内消火栓設備	131	0	0	0	0	0	0	0	0.00%	0	0	0	0	0	0
		スプリンクラー設備	174	0	0	0	0	0	0	0	0.00%	0	0	0	0	0	0
		自動火災報知設備	894	2 (100.0%)	2 (100.0%)	0 (0.0%)	0 (0.0%)	0 (0.0%)	0 (0.0%)	0 (0.0%)	0.22%	2 (100.0%)	2 (100.0%)	2 (100.0%)	0 (0.0%)	0 (0.0%)	0 (0.0%)
	阿蘇広域行政事務組合消防本部	屋内消火栓設備	116	0	0	0	0	0	0	0	0.00%	0	0	0	0	0	0
		スプリンクラー設備	87	0	0	0	0	0	0	0	0.00%	0	0	0	0	0	0
		自動火災報知設備	1,540	40 (100.0%)	0 (0.0%)	33 (82.5%)	0 (0.0%)	1 (2.5%)	6 (15.0%)	0 (0.0%)	2.60%	40 (100.0%)	40 (100.0%)	40 (100.0%)	0 (0.0%)	0 (0.0%)	0 (0.0%)
	有明広域行政事務組合消防本部	屋内消火栓設備	203	2 (100.0%)	0 (0.0%)	1 (50.0%)	0 (0.0%)	1 (50.0%)	0 (0.0%)	0 (0.0%)	0.99%	2 (100.0%)	2 (100.0%)	0 (0.0%)	0 (0.0%)	0 (0.0%)	0 (0.0%)
		スプリンクラー設備	184	0	0	0	0	0	0	0	0.00%	0	0	0	0	0	0
		自動火災報知設備	804	7 (100.0%)	1 (14.3%)	1 (14.3%)	2 (28.6%)	0 (0.0%)	3 (42.9%)	0 (0.0%)	0.87%	7 (100.0%)	7 (100.0%)	3 (42.9%)	0 (0.0%)	0 (0.0%)	0 (0.0%)

別紙２－２

重大違反対象物※1の状況※2（特定防火対象物※3・消防用設備等別）

都道府県名	消防本部名	消防用設備等区分	義務対象物数※4	重大違反対象物数※5	違反覚知からの経過年数 ※6						重大違反率（%）	（参考）是正指導・是正措置の状況等					
					1年未満	1年以上3年未満	3年以上5年未満	5年以上10年未満	10年以上	不明※7		是正指導・是正措置中の対象物数	警告前段の行政指導実施中の対象物数	改修期限を定めている対象物数	警告対象物数	命令対象物数	告発対象物数
			A	B(B/B)	C(C/B)	D(D/B)	E(E/B)	F(F/B)	G(G/B)	H(H/B)	I(B/A)	J(J/B)	K(K/J)	L(L/K)	M(M/B)	N(N/B)	O(O/B)
	水俣芦北広域行政事務組合消防本部	屋内消火栓設備	44	1 (100.0%)	1 (100.0%)	0 (0.0%)	0 (0.0%)	0 (0.0%)	0 (0.0%)	0 (0.0%)	2.27%	1 (100.0%)	1 (100.0%)	1 (100.0%)	0 (0.0%)	0 (0.0%)	0 (0.0%)
		スプリンクラー設備	82	0	0	0	0	0	0	0	0.00%	0	0	0	0	0	0
		自動火災報知設備	355	1 (100.0%)	1 (100.0%)	0 (0.0%)	0 (0.0%)	0 (0.0%)	0 (0.0%)	0 (0.0%)	0.28%	1 (100.0%)	1 (100.0%)	1 (100.0%)	0 (0.0%)	0 (0.0%)	0 (0.0%)
	宇城広域連合消防本部	屋内消火栓設備	75	0	0	0	0	0	0	0	0.00%	0	0	0	0	0	0
		スプリンクラー設備	187	2 (100.0%)	0 (0.0%)	1 (50.0%)	1 (50.0%)	0 (0.0%)	0 (0.0%)	0 (0.0%)	1.07%	2 (100.0%)	1 (50.0%)	1 (100.0%)	1 (50.0%)	0 (0.0%)	0 (0.0%)
		自動火災報知設備	625	3 (100.0%)	0 (0.0%)	3 (100.0%)	0 (0.0%)	0 (0.0%)	0 (0.0%)	0 (0.0%)	0.48%	3 (100.0%)	3 (100.0%)	3 (100.0%)	0 (0.0%)	0 (0.0%)	0 (0.0%)
	菊池広域連合消防本部	屋内消火栓設備	173	3 (100.0%)	3 (100.0%)	0 (0.0%)	0 (0.0%)	0 (0.0%)	0 (0.0%)	0 (0.0%)	1.73%	3 (100.0%)	3 (100.0%)	2 (66.7%)	0 (0.0%)	0 (0.0%)	0 (0.0%)
		スプリンクラー設備	225	0	0	0	0	0	0	0	0.00%	0	0	0	0	0	0
		自動火災報知設備	1,099	3 (100.0%)	3 (100.0%)	0 (0.0%)	0 (0.0%)	0 (0.0%)	0 (0.0%)	0 (0.0%)	0.27%	3 (100.0%)	3 (100.0%)	2 (66.7%)	0 (0.0%)	0 (0.0%)	0 (0.0%)
	天草広域連合消防本部	屋内消火栓設備	74	0	0	0	0	0	0	0	0.00%	0	0	0	0	0	0
		スプリンクラー設備	156	0	0	0	0	0	0	0	0.00%	0	0	0	0	0	0
		自動火災報知設備	850	5 (100.0%)	3 (60.0%)	2 (40.0%)	0 (0.0%)	0 (0.0%)	0 (0.0%)	0 (0.0%)	0.59%	5 (100.0%)	5 (100.0%)	5 (100.0%)	0 (0.0%)	0 (0.0%)	0 (0.0%)
大分県		屋内消火栓設備	986	1 (100.0%)	0 (0.0%)	0 (0.0%)	0 (0.0%)	1 (100.0%)	0 (0.0%)	0 (0.0%)	0.10%	1 (100.0%)	1 (100.0%)	1 (100.0%)	0 (0.0%)	0 (0.0%)	0 (0.0%)
		スプリンクラー設備	1,308	0	0	0	0	0	0	0	0.00%	0	0	0	0	0	0
		自動火災報知設備	8,925	27 (100.0%)	4 (14.8%)	15 (55.6%)	2 (7.4%)	2 (7.4%)	4 (14.8%)	0 (0.0%)	0.30%	27 (100.0%)	26 (96.3%)	26 (100.0%)	1 (3.7%)	0 (0.0%)	0 (0.0%)
	大分市消防局	屋内消火栓設備	301	0	0	0	0	0	0	0	0.00%	0	0	0	0	0	0
		スプリンクラー設備	456	0	0	0	0	0	0	0	0.00%	0	0	0	0	0	0
		自動火災報知設備	2,548	1 (100.0%)	0 (0.0%)	0 (0.0%)	1 (100.0%)	0 (0.0%)	0 (0.0%)	0 (0.0%)	0.04%	1 (100.0%)	1 (100.0%)	1 (100.0%)	0 (0.0%)	0 (0.0%)	0 (0.0%)
	別府市消防本部	屋内消火栓設備	161	0	0	0	0	0	0	0	0.00%	0	0	0	0	0	0
		スプリンクラー設備	183	0	0	0	0	0	0	0	0.00%	0	0	0	0	0	0
		自動火災報知設備	1,259	5 (100.0%)	1 (20.0%)	0 (0.0%)	1 (20.0%)	1 (20.0%)	2 (40.0%)	0 (0.0%)	0.40%	5 (100.0%)	4 (80.0%)	4 (100.0%)	1 (20.0%)	0 (0.0%)	0 (0.0%)
	中津市消防本部	屋内消火栓設備	48	0	0	0	0	0	0	0	0.00%	0	0	0	0	0	0
		スプリンクラー設備	79	0	0	0	0	0	0	0	0.00%	0	0	0	0	0	0
		自動火災報知設備	550	0	0	0	0	0	0	0	0.00%	0	0	0	0	0	0
	佐伯市消防本部	屋内消火栓設備	43	0	0	0	0	0	0	0	0.00%	0	0	0	0	0	0
		スプリンクラー設備	93	0	0	0	0	0	0	0	0.00%	0	0	0	0	0	0
		自動火災報知設備	508	2 (100.0%)	1 (50.0%)	0 (0.0%)	0 (0.0%)	1 (50.0%)	0 (0.0%)	0 (0.0%)	0.39%	2 (100.0%)	2 (100.0%)	2 (100.0%)	0 (0.0%)	0 (0.0%)	0 (0.0%)
	臼杵市消防本部	屋内消火栓設備	21	0	0	0	0	0	0	0	0.00%	0	0	0	0	0	0
		スプリンクラー設備	35	0	0	0	0	0	0	0	0.00%	0	0	0	0	0	0
		自動火災報知設備	267	2 (100.0%)	1 (50.0%)	0 (0.0%)	0 (0.0%)	0 (0.0%)	1 (50.0%)	0 (0.0%)	0.75%	2 (100.0%)	2 (100.0%)	2 (100.0%)	0 (0.0%)	0 (0.0%)	0 (0.0%)
	津久見市消防本部	屋内消火栓設備	13	0	0	0	0	0	0	0	0.00%	0	0	0	0	0	0
		スプリンクラー設備	19	0	0	0	0	0	0	0	0.00%	0	0	0	0	0	0
		自動火災報知設備	114	0	0	0	0	0	0	0	0.00%	0	0	0	0	0	0
	竹田市消防本部	屋内消火栓設備	28	0	0	0	0	0	0	0	0.00%	0	0	0	0	0	0
		スプリンクラー設備	27	0	0	0	0	0	0	0	0.00%	0	0	0	0	0	0
		自動火災報知設備	237	0	0	0	0	0	0	0	0.00%	0	0	0	0	0	0

別紙２－２

重大違反対象物※1の状況※2（特定防火対象物※3・消防用設備等別）

都道府県名	消防本部名	消防用設備等区分	義務対象物数※4	重大違反対象物数※5	違反覚知からの経過年数 ※6						重大違反率（%）	（参考）是正指導・是正措置の状況等					
					1年未満	1年以上3年未満	3年以上5年未満	5年以上10年未満	10年以上	不明※7		是正指導・是正措置中の対象物数	警告前段の行政指導実施中の対象物数	改修期限を定めている対象物数	警告対象物数	命令対象物数	告発対象物数
			A	B(B/B)	C(C/B)	D(D/B)	E(E/B)	F(F/B)	G(G/B)	H(H/B)	I(B/A)	J(J/B)	K(K/J)	L(L/K)	M(M/B)	N(N/B)	O(O/B)
	豊後高田市消防本部	屋内消火栓設備	19	0	0	0	0	0	0	0	0.00%	0	0	0	0	0	0
		スプリンクラー設備	18	0	0	0	0	0	0	0	0.00%	0	0	0	0	0	0
		自動火災報知設備	180	0	0	0	0	0	0	0	0.00%	0	0	0	0	0	0
	宇佐市消防本部	屋内消火栓設備	42	0	0	0	0	0	0	0	0.00%	0	0	0	0	0	0
		スプリンクラー設備	84	0	0	0	0	0	0	0	0.00%	0	0	0	0	0	0
		自動火災報知設備	415	0	0	0	0	0	0	0	0.00%	0	0	0	0	0	0
	豊後大野市消防本部	屋内消火栓設備	33	0	0	0	0	0	0	0	0.00%	0	0	0	0	0	0
		スプリンクラー設備	66	0	0	0	0	0	0	0	0.00%	0	0	0	0	0	0
		自動火災報知設備	253	1 (100.0%)	1 (100.0%)	0 (0.0%)	0 (0.0%)	0 (0.0%)	0 (0.0%)	0 (0.0%)	0.40%	1 (100.0%)	1 (100.0%)	1 (100.0%)	0 (0.0%)	0 (0.0%)	0 (0.0%)
	由布市消防本部	屋内消火栓設備	79	0	0	0	0	0	0	0	0.00%	0	0	0	0	0	0
		スプリンクラー設備	68	0	0	0	0	0	0	0	0.00%	0	0	0	0	0	0
		自動火災報知設備	1,157	14 (100.0%)	0 (0.0%)	14 (100.0%)	0 (0.0%)	0 (0.0%)	0 (0.0%)	0 (0.0%)	1.21%	14 (100.0%)	14 (100.0%)	14 (100.0%)	0 (0.0%)	0 (0.0%)	0 (0.0%)
	国東市消防本部	屋内消火栓設備	34	1 (100.0%)	0 (0.0%)	0 (0.0%)	0 (0.0%)	1 (100.0%)	0 (0.0%)	0 (0.0%)	2.94%	1 (100.0%)	1 (100.0%)	1 (100.0%)	0 (0.0%)	0 (0.0%)	0 (0.0%)
		スプリンクラー設備	37	0	0	0	0	0	0	0	0.00%	0	0	0	0	0	0
		自動火災報知設備	250	2 (100.0%)	0 (0.0%)	1 (50.0%)	0 (0.0%)	0 (0.0%)	1 (50.0%)	0 (0.0%)	0.80%	2 (100.0%)	2 (100.0%)	2 (100.0%)	0 (0.0%)	0 (0.0%)	0 (0.0%)
	杵築速見消防組合消防本部	屋内消火栓設備	36	0	0	0	0	0	0	0	0.00%	0	0	0	0	0	0
		スプリンクラー設備	44	0	0	0	0	0	0	0	0.00%	0	0	0	0	0	0
		自動火災報知設備	346	0	0	0	0	0	0	0	0.00%	0	0	0	0	0	0
	日田玖珠広域消防組合消防本部	屋内消火栓設備	128	0	0	0	0	0	0	0	0.00%	0	0	0	0	0	0
		スプリンクラー設備	99	0	0	0	0	0	0	0	0.00%	0	0	0	0	0	0
		自動火災報知設備	841	0	0	0	0	0	0	0	0.00%	0	0	0	0	0	0
宮崎県		屋内消火栓設備	766	3 (100.0%)	0 (0.0%)	2 (66.7%)	0 (0.0%)	0 (0.0%)	1 (33.3%)	0 (0.0%)	0.39%	3 (100.0%)	1 (33.3%)	0 (0.0%)	2 (66.7%)	0 (0.0%)	0 (0.0%)
		スプリンクラー設備	1,381	0	0	0	0	0	0	0	0.00%	0	0	0	0	0	0
		自動火災報知設備	7,033	19 (100.0%)	4 (21.1%)	8 (42.1%)	2 (10.5%)	0 (0.0%)	5 (26.3%)	0 (0.0%)	0.27%	19 (100.0%)	17 (89.5%)	14 (82.4%)	2 (10.5%)	0 (0.0%)	0 (0.0%)
	宮崎市消防局	屋内消火栓設備	215	0	0	0	0	0	0	0	0.00%	0	0	0	0	0	0
		スプリンクラー設備	526	0	0	0	0	0	0	0	0.00%	0	0	0	0	0	0
		自動火災報知設備	2,586	0	0	0	0	0	0	0	0.00%	0	0	0	0	0	0
	都城市消防局	屋内消火栓設備	133	2 (100.0%)	0 (0.0%)	2 (100.0%)	0 (0.0%)	0 (0.0%)	0 (0.0%)	0 (0.0%)	1.50%	2 (100.0%)	1 (50.0%)	0 (0.0%)	1 (50.0%)	0 (0.0%)	0 (0.0%)
		スプリンクラー設備	233	0	0	0	0	0	0	0	0.00%	0	0	0	0	0	0
		自動火災報知設備	1,010	2 (100.0%)	0 (0.0%)	2 (100.0%)	0 (0.0%)	0 (0.0%)	0 (0.0%)	0 (0.0%)	0.20%	2 (100.0%)	1 (50.0%)	0 (0.0%)	1 (50.0%)	0 (0.0%)	0 (0.0%)
	延岡市消防本部	屋内消火栓設備	110	0	0	0	0	0	0	0	0.00%	0	0	0	0	0	0
		スプリンクラー設備	150	0	0	0	0	0	0	0	0.00%	0	0	0	0	0	0
		自動火災報知設備	794	2 (100.0%)	1 (50.0%)	0 (0.0%)	0 (0.0%)	0 (0.0%)	1 (50.0%)	0 (0.0%)	0.25%	2 (100.0%)	2 (100.0%)	2 (100.0%)	0 (0.0%)	0 (0.0%)	0 (0.0%)
	日南市消防本部	屋内消火栓設備	75	0	0	0	0	0	0	0	0.00%	0	0	0	0	0	0
		スプリンクラー設備	91	0	0	0	0	0	0	0	0.00%	0	0	0	0	0	0
		自動火災報知設備	365	2 (100.0%)	0 (0.0%)	0 (0.0%)	0 (0.0%)	0 (0.0%)	2 (100.0%)	0 (0.0%)	0.55%	2 (100.0%)	2 (100.0%)	2 (100.0%)	0 (0.0%)	0 (0.0%)	0 (0.0%)

別紙２－２

重大違反対象物※1の状況※2（特定防火対象物※3・消防用設備等別）

都道府県名	消防本部名	消防用設備等区分	義務対象物数※4	重大違反対象物数※5	違反覚知からの経過年数 ※6						重大違反率（%）	（参考）是正指導・是正措置の状況等					
					1年未満	1年以上3年未満	3年以上5年未満	5年以上10年未満	10年以上	不明※7		是正指導・是正措置中の対象物数	警告前段の行政指導実施中の対象物数	改修期限を定めている対象物数	警告対象物数	命令対象物数	告発対象物数
			A	B(B/B)	C(C/B)	D(D/B)	E(E/B)	F(F/B)	G(G/B)	H(H/B)	I(B/A)	J(J/B)	K(K/J)	L(L/K)	M(M/B)	N(N/B)	O(O/B)
	日向市消防本部	屋内消火栓設備	61	0	0	0	0	0	0	0	0.00%	0	0	0	0	0	0
		スプリンクラー設備	97	0	0	0	0	0	0	0	0.00%	0	0	0	0	0	0
		自動火災報知設備	500	1 (100.0%)	1 (100.0%)	0 (0.0%)	0 (0.0%)	0 (0.0%)	0 (0.0%)	0 (0.0%)	0.20%	1 (100.0%)	1 (100.0%)	1 (100.0%)	0 (0.0%)	0 (0.0%)	0 (0.0%)
	串間市消防本部	屋内消火栓設備	10	0	0	0	0	0	0	0	0.00%	0	0	0	0	0	0
		スプリンクラー設備	18	0	0	0	0	0	0	0	0.00%	0	0	0	0	0	0
		自動火災報知設備	94	0	0	0	0	0	0	0	0.00%	0	0	0	0	0	0
	西都市消防本部	屋内消火栓設備	32	0	0	0	0	0	0	0	0.00%	0	0	0	0	0	0
		スプリンクラー設備	41	0	0	0	0	0	0	0	0.00%	0	0	0	0	0	0
		自動火災報知設備	177	0	0	0	0	0	0	0	0.00%	0	0	0	0	0	0
	宮崎県東児湯消防組合消防本部	屋内消火栓設備	50	0	0	0	0	0	0	0	0.00%	0	0	0	0	0	0
		スプリンクラー設備	82	0	0	0	0	0	0	0	0.00%	0	0	0	0	0	0
		自動火災報知設備	507	1 (100.0%)	0 (0.0%)	0 (0.0%)	0 (0.0%)	0 (0.0%)	1 (100.0%)	0 (0.0%)	0.20%	1 (100.0%)	1 (100.0%)	1 (100.0%)	0 (0.0%)	0 (0.0%)	0 (0.0%)
	西諸広域行政事務組合消防本部	屋内消火栓設備	64	1 (100.0%)	0 (0.0%)	0 (0.0%)	0 (0.0%)	0 (0.0%)	1 (100.0%)	0 (0.0%)	1.56%	1 (100.0%)	0 (0.0%)	0	1 (100.0%)	0 (0.0%)	0 (0.0%)
		スプリンクラー設備	115	0	0	0	0	0	0	0	0.00%	0	0	0	0	0	0
		自動火災報知設備	682	3 (100.0%)	0 (0.0%)	1 (33.3%)	1 (33.3%)	0 (0.0%)	1 (33.3%)	0 (0.0%)	0.44%	3 (100.0%)	2 (66.7%)	0 (0.0%)	1 (33.3%)	0 (0.0%)	0 (0.0%)
	西臼杵広域行政事務組合消防本部	屋内消火栓設備	12	0	0	0	0	0	0	0	0.00%	0	0	0	0	0	0
		スプリンクラー設備	15	0	0	0	0	0	0	0	0.00%	0	0	0	0	0	0
		自動火災報知設備	226	8 (100.0%)	2 (25.0%)	5 (62.5%)	1 (12.5%)	0 (0.0%)	0 (0.0%)	0 (0.0%)	3.54%	8 (100.0%)	8 (100.0%)	8 (100.0%)	0 (0.0%)	0 (0.0%)	0 (0.0%)
	西米良村	屋内消火栓設備	1	0	0	0	0	0	0	0	0.00%	0	0	0	0	0	0
		スプリンクラー設備	0	0	0	0	0	0	0	0	–	0	0	0	0	0	0
		自動火災報知設備	16	0	0	0	0	0	0	0	0.00%	0	0	0	0	0	0
	美郷町	屋内消火栓設備	0	0	0	0	0	0	0	0	–	0	0	0	0	0	0
		スプリンクラー設備	6	0	0	0	0	0	0	0	0.00%	0	0	0	0	0	0
		自動火災報知設備	46	0	0	0	0	0	0	0	0.00%	0	0	0	0	0	0
	諸塚村	屋内消火栓設備	1	0	0	0	0	0	0	0	0.00%	0	0	0	0	0	0
		スプリンクラー設備	5	0	0	0	0	0	0	0	0.00%	0	0	0	0	0	0
		自動火災報知設備	10	0	0	0	0	0	0	0	0.00%	0	0	0	0	0	0
	椎葉村	屋内消火栓設備	2	0	0	0	0	0	0	0	0.00%	0	0	0	0	0	0
		スプリンクラー設備	2	0	0	0	0	0	0	0	0.00%	0	0	0	0	0	0
		自動火災報知設備	20	0	0	0	0	0	0	0	0.00%	0	0	0	0	0	0
鹿児島県		屋内消火栓設備	1,229	10 (100.0%)	4 (40.0%)	1 (10.0%)	1 (10.0%)	2 (20.0%)	2 (20.0%)	0 (0.0%)	0.81%	10 (100.0%)	9 (90.0%)	8 (88.9%)	1 (10.0%)	0 (0.0%)	0 (0.0%)
		スプリンクラー設備	2,087	1 (100.0%)	0 (0.0%)	0 (0.0%)	0 (0.0%)	1 (100.0%)	0 (0.0%)	0 (0.0%)	0.05%	1 (100.0%)	1 (100.0%)	0 (0.0%)	0 (0.0%)	0 (0.0%)	0 (0.0%)
		自動火災報知設備	11,561	53 (100.0%)	14 (26.4%)	9 (17.0%)	3 (5.7%)	8 (15.1%)	19 (35.8%)	0 (0.0%)	0.46%	53 (100.0%)	50 (94.3%)	26 (52.0%)	3 (5.7%)	0 (0.0%)	0 (0.0%)
	鹿児島市消防局	屋内消火栓設備	361	0	0	0	0	0	0	0	0.00%	0	0	0	0	0	0
		スプリンクラー設備	666	0	0	0	0	0	0	0	0.00%	0	0	0	0	0	0
		自動火災報知設備	3,525	1 (100.0%)	1 (100.0%)	0 (0.0%)	0 (0.0%)	0 (0.0%)	0 (0.0%)	0 (0.0%)	0.03%	1 (100.0%)	1 (100.0%)	1 (100.0%)	0 (0.0%)	0 (0.0%)	0 (0.0%)

別紙２－２

重大違反対象物※1の状況※2（特定防火対象物※3・消防用設備等別）

都道府県名	消防本部名	消防用設備等区分	義務対象物数※4	重大違反対象物数※5	違反覚知からの経過年数 ※6						重大違反率（%）	（参考）是正指導・是正措置の状況等					
					1年未満	1年以上3年未満	3年以上5年未満	5年以上10年未満	10年以上	不明※7		是正指導・是正措置中の対象物数	警告前段の行政指導実施中の対象物数	改修期限を定めている対象物数	警告対象物数	命令対象物数	告発対象物数
			A	B(B/B)	C(C/B)	D(D/B)	E(E/B)	F(F/B)	G(G/B)	H(H/B)	I(B/A)	J(J/B)	K(K/J)	L(L/K)	M(M/B)	N(N/B)	O(O/B)
	枕崎市消防本部	屋内消火栓設備	26	0	0	0	0	0	0	0	0.00%	0	0	0	0	0	0
		スプリンクラー設備	22	0	0	0	0	0	0	0	0.00%	0	0	0	0	0	0
		自動火災報知設備	147	5 (100.0%)	0 (0.0%)	0 (0.0%)	0 (0.0%)	0 (0.0%)	5 (100.0%)	0 (0.0%)	3.40%	5 (100.0%)	5 (100.0%)	5 (100.0%)	0 (0.0%)	0 (0.0%)	0 (0.0%)
	出水市消防本部	屋内消火栓設備	40	2 (100.0%)	0 (0.0%)	0 (0.0%)	0 (0.0%)	1 (50.0%)	1 (50.0%)	0 (0.0%)	5.00%	2 (100.0%)	2 (100.0%)	2 (100.0%)	0 (0.0%)	0 (0.0%)	0 (0.0%)
		スプリンクラー設備	66	0	0	0	0	0	0	0	0.00%	0	0	0	0	0	0
		自動火災報知設備	327	8 (100.0%)	0 (0.0%)	0 (0.0%)	0 (0.0%)	2 (25.0%)	6 (75.0%)	0 (0.0%)	2.45%	8 (100.0%)	8 (100.0%)	8 (100.0%)	0 (0.0%)	0 (0.0%)	0 (0.0%)
	垂水市消防本部	屋内消火栓設備	16	0	0	0	0	0	0	0	0.00%	0	0	0	0	0	0
		スプリンクラー設備	25	0	0	0	0	0	0	0	0.00%	0	0	0	0	0	0
		自動火災報知設備	113	0	0	0	0	0	0	0	0.00%	0	0	0	0	0	0
	薩摩川内市消防局	屋内消火栓設備	53	0	0	0	0	0	0	0	0.00%	0	0	0	0	0	0
		スプリンクラー設備	111	0	0	0	0	0	0	0	0.00%	0	0	0	0	0	0
		自動火災報知設備	698	0	0	0	0	0	0	0	0.00%	0	0	0	0	0	0
	日置市消防本部	屋内消火栓設備	44	0	0	0	0	0	0	0	0.00%	0	0	0	0	0	0
		スプリンクラー設備	61	0	0	0	0	0	0	0	0.00%	0	0	0	0	0	0
		自動火災報知設備	281	2 (100.0%)	0 (0.0%)	0 (0.0%)	1 (50.0%)	1 (50.0%)	0 (0.0%)	0 (0.0%)	0.71%	2 (100.0%)	1 (50.0%)	1 (100.0%)	1 (50.0%)	0 (0.0%)	0 (0.0%)
	霧島市消防局	屋内消火栓設備	108	0	0	0	0	0	0	0	0.00%	0	0	0	0	0	0
		スプリンクラー設備	159	0	0	0	0	0	0	0	0.00%	0	0	0	0	0	0
		自動火災報知設備	997	0	0	0	0	0	0	0	0.00%	0	0	0	0	0	0
	いちき串木野市消防本部	屋内消火栓設備	17	0	0	0	0	0	0	0	0.00%	0	0	0	0	0	0
		スプリンクラー設備	31	0	0	0	0	0	0	0	0.00%	0	0	0	0	0	0
		自動火災報知設備	174	0	0	0	0	0	0	0	0.00%	0	0	0	0	0	0
	南さつま市消防本部	屋内消火栓設備	29	0	0	0	0	0	0	0	0.00%	0	0	0	0	0	0
		スプリンクラー設備	56	0	0	0	0	0	0	0	0.00%	0	0	0	0	0	0
		自動火災報知設備	261	0	0	0	0	0	0	0	0.00%	0	0	0	0	0	0
	姶良市消防本部	屋内消火栓設備	52	1 (100.0%)	1 (100.0%)	0 (0.0%)	0 (0.0%)	0 (0.0%)	0 (0.0%)	0 (0.0%)	1.92%	1 (100.0%)	1 (100.0%)	1 (100.0%)	0 (0.0%)	0 (0.0%)	0 (0.0%)
		スプリンクラー設備	83	0	0	0	0	0	0	0	0.00%	0	0	0	0	0	0
		自動火災報知設備	434	0	0	0	0	0	0	0	0.00%	0	0	0	0	0	0
	さつま町消防本部	屋内消火栓設備	18	0	0	0	0	0	0	0	0.00%	0	0	0	0	0	0
		スプリンクラー設備	27	0	0	0	0	0	0	0	0.00%	0	0	0	0	0	0
		自動火災報知設備	149	0	0	0	0	0	0	0	0.00%	0	0	0	0	0	0
	指宿南九州消防組合消防本部	屋内消火栓設備	116	0	0	0	0	0	0	0	0.00%	0	0	0	0	0	0
		スプリンクラー設備	161	0	0	0	0	0	0	0	0.00%	0	0	0	0	0	0
		自動火災報知設備	707	1 (100.0%)	0 (0.0%)	1 (100.0%)	0 (0.0%)	0 (0.0%)	0 (0.0%)	0 (0.0%)	0.14%	1 (100.0%)	1 (100.0%)	1 (100.0%)	0 (0.0%)	0 (0.0%)	0 (0.0%)
	阿久根地区消防組合消防本部	屋内消火栓設備	21	1 (100.0%)	0 (0.0%)	0 (0.0%)	0 (0.0%)	1 (100.0%)	0 (0.0%)	0 (0.0%)	4.76%	1 (100.0%)	1 (100.0%)	1 (100.0%)	0 (0.0%)	0 (0.0%)	0 (0.0%)
		スプリンクラー設備	31	0	0	0	0	0	0	0	0.00%	0	0	0	0	0	0
		自動火災報知設備	185	0	0	0	0	0	0	0	0.00%	0	0	0	0	0	0

重大違反対象物※1の状況※2（特定防火対象物※3・消防用設備等別）

都道府県名	消防本部名	消防用設備等区分	義務対象物数※4	重大違反対象物数※5	違反覚知からの経過年数 ※6						重大違反率（%）	（参考）是正指導・是正措置の状況等					
					1年未満	1年以上3年未満	3年以上5年未満	5年以上10年未満	10年以上	不明※7		是正指導・是正措置中の対象物数	警告前段の行政指導実施中の対象物数	改修期限を定めている対象物数	警告対象物数	命令対象物数	告発対象物数
			A	B(B/B)	C(C/B)	D(D/B)	E(E/B)	F(F/B)	G(G/B)	H(H/B)	I(B/A)	J(J/B)	K(K/J)	L(L/K)	M(M/B)	N(N/B)	O(O/B)
	伊佐湧水消防組合消防本部	屋内消火栓設備	28	0	0	0	0	0	0	0	0.00%	0	0	0	0	0	0
		スプリンクラー設備	57	0	0	0	0	0	0	0	0.00%	0	0	0	0	0	0
		自動火災報知設備	235	0	0	0	0	0	0	0	0.00%	0	0	0	0	0	0
	大隅曽於地区消防組合消防本部	屋内消火栓設備	73	1 (100.0%)	1 (100.0%)	0 (0.0%)	0 (0.0%)	0 (0.0%)	0 (0.0%)	0 (0.0%)	1.37%	1 (100.0%)	1 (100.0%)	1 (100.0%)	0 (0.0%)	0 (0.0%)	0 (0.0%)
		スプリンクラー設備	119	0	0	0	0	0	0	0	0.00%	0	0	0	0	0	0
		自動火災報知設備	613	1 (100.0%)	1 (100.0%)	0 (0.0%)	0 (0.0%)	0 (0.0%)	0 (0.0%)	0 (0.0%)	0.16%	1 (100.0%)	1 (100.0%)	1 (100.0%)	0 (0.0%)	0 (0.0%)	0 (0.0%)
	大隅肝属地区消防組合消防本部	屋内消火栓設備	81	0	0	0	0	0	0	0	0.00%	0	0	0	0	0	0
		スプリンクラー設備	236	0	0	0	0	0	0	0	0.00%	0	0	0	0	0	0
		自動火災報知設備	930	1 (100.0%)	0 (0.0%)	0 (0.0%)	0 (0.0%)	1 (100.0%)	0 (0.0%)	0 (0.0%)	0.11%	1 (100.0%)	0 (0.0%)	–	1 (100.0%)	0 (0.0%)	0 (0.0%)
	沖永良部与論地区広域事務組合消防本部	屋内消火栓設備	13	2 (100.0%)	0 (0.0%)	0 (0.0%)	1 (50.0%)	0 (0.0%)	1 (50.0%)	0 (0.0%)	15.38%	2 (100.0%)	2 (100.0%)	2 (100.0%)	0 (0.0%)	0 (0.0%)	0 (0.0%)
		スプリンクラー設備	23	0	0	0	0	0	0	0	0.00%	0	0	0	0	0	0
		自動火災報知設備	182	8 (100.0%)	0 (0.0%)	0 (0.0%)	2 (25.0%)	2 (25.0%)	4 (50.0%)	0 (0.0%)	4.40%	8 (100.0%)	8 (100.0%)	8 (100.0%)	0 (0.0%)	0 (0.0%)	0 (0.0%)
	徳之島地区消防組合消防本部	屋内消火栓設備	11	1 (100.0%)	0 (0.0%)	1 (100.0%)	0 (0.0%)	0 (0.0%)	0 (0.0%)	0 (0.0%)	9.09%	1 (100.0%)	1 (100.0%)	0 (0.0%)	0 (0.0%)	0 (0.0%)	0 (0.0%)
		スプリンクラー設備	20	0	0	0	0	0	0	0	0.00%	0	0	0	0	0	0
		自動火災報知設備	159	13 (100.0%)	1 (7.7%)	7 (53.8%)	0 (0.0%)	2 (15.4%)	3 (23.1%)	0 (0.0%)	8.18%	13 (100.0%)	13 (100.0%)	0 (0.0%)	0 (0.0%)	0 (0.0%)	0 (0.0%)
	熊毛地区消防組合消防本部	屋内消火栓設備	51	2 (100.0%)	2 (100.0%)	0 (0.0%)	0 (0.0%)	0 (0.0%)	0 (0.0%)	0 (0.0%)	3.92%	2 (100.0%)	1 (50.0%)	1 (100.0%)	1 (50.0%)	0 (0.0%)	0 (0.0%)
		スプリンクラー設備	48	0	0	0	0	0	0	0	0.00%	0	0	0	0	0	0
		自動火災報知設備	670	1 (100.0%)	1 (100.0%)	0 (0.0%)	0 (0.0%)	0 (0.0%)	0 (0.0%)	0 (0.0%)	0.15%	1 (100.0%)	1 (100.0%)	1 (100.0%)	0 (0.0%)	0 (0.0%)	0 (0.0%)
	大島地区消防組合消防本部	屋内消火栓設備	59	0	0	0	0	0	0	0	0.00%	0	0	0	0	0	0
		スプリンクラー設備	73	1 (100.0%)	0 (0.0%)	0 (0.0%)	0 (0.0%)	1 (100.0%)	0 (0.0%)	0 (0.0%)	1.37%	1 (100.0%)	1 (100.0%)	0 (0.0%)	0 (0.0%)	0 (0.0%)	0 (0.0%)
		自動火災報知設備	741	12 (100.0%)	10 (83.3%)	1 (8.3%)	0 (0.0%)	0 (0.0%)	1 (8.3%)	0 (0.0%)	1.62%	12 (100.0%)	11 (91.7%)	0 (0.0%)	1 (8.3%)	0 (0.0%)	0 (0.0%)
	三島村	屋内消火栓設備	12	0	0	0	0	0	0	0	0.00%	0	0	0	0	0	0
		スプリンクラー設備	12	0	0	0	0	0	0	0	0.00%	0	0	0	0	0	0
		自動火災報知設備	12	0	0	0	0	0	0	0	0.00%	0	0	0	0	0	0
	十島村	屋内消火栓設備	0	0	0	0	0	0	0	0	–	0	0	0	0	0	0
		スプリンクラー設備	0	0	0	0	0	0	0	0	–	0	0	0	0	0	0
		自動火災報知設備	21	0	0	0	0	0	0	0	0.00%	0	0	0	0	0	0
沖縄県		屋内消火栓設備	1,115	17 (100.0%)	5 (29.4%)	9 (52.9%)	1 (5.9%)	1 (5.9%)	0 (0.0%)	1 (5.9%)	1.52%	17 (100.0%)	9 (52.9%)	8 (88.9%)	6 (35.3%)	1 (5.9%)	1 (5.9%)
		スプリンクラー設備	1,858	6 (100.0%)	1 (16.7%)	4 (66.7%)	1 (16.7%)	0 (0.0%)	0 (0.0%)	0 (0.0%)	0.32%	6 (100.0%)	3 (50.0%)	1 (33.3%)	3 (50.0%)	0 (0.0%)	0 (0.0%)
		自動火災報知設備	11,682	248 (100.0%)	139 (56.0%)	101 (40.7%)	5 (2.0%)	2 (0.8%)	1 (0.4%)	0 (0.0%)	2.12%	248 (100.0%)	182 (73.4%)	123 (67.6%)	58 (23.4%)	7 (2.8%)	1 (0.4%)
	那覇市消防局	屋内消火栓設備	351	4 (100.0%)	1 (25.0%)	2 (50.0%)	1 (25.0%)	0 (0.0%)	0 (0.0%)	0 (0.0%)	1.14%	4 (100.0%)	1 (25.0%)	1 (100.0%)	2 (50.0%)	0 (0.0%)	1 (25.0%)
		スプリンクラー設備	300	0	0	0	0	0	0	0	0.00%	0	0	0	0	0	0
		自動火災報知設備	2,572	93 (100.0%)	45 (48.4%)	46 (49.5%)	1 (1.1%)	1 (1.1%)	0 (0.0%)	0 (0.0%)	3.62%	93 (100.0%)	54 (58.1%)	54 (100.0%)	36 (38.7%)	2 (2.2%)	1 (1.1%)
	宜野湾市消防本部	屋内消火栓設備	39	3 (100.0%)	1 (33.3%)	1 (33.3%)	0 (0.0%)	1 (33.3%)	0 (0.0%)	0 (0.0%)	7.69%	3 (100.0%)	2 (66.7%)	2 (100.0%)	0 (0.0%)	1 (33.3%)	0 (0.0%)
		スプリンクラー設備	54	0	0	0	0	0	0	0	0.00%	0	0	0	0	0	0
		自動火災報知設備	611	6 (100.0%)	3 (50.0%)	2 (33.3%)	0 (0.0%)	1 (16.7%)	0 (0.0%)	0 (0.0%)	0.98%	6 (100.0%)	5 (83.3%)	5 (100.0%)	0 (0.0%)	1 (16.7%)	0 (0.0%)

別紙２－２

重大違反対象物※1の状況※2（特定防火対象物※3・消防用設備等別）

都道府県名	消防本部名	消防用設備等区分	義務対象物数※4	重大違反対象物数※5	違反覚知からの経過年数 ※6						重大違反率（%）	（参考）是正指導・是正措置の状況等					
					1年未満	1年以上3年未満	3年以上5年未満	5年以上10年未満	10年以上	不明※7		是正指導・是正措置中の対象物数	警告前段の行政指導実施中の対象物数	改修期限を定めている対象物数	警告対象物数	命令対象物数	告発対象物数
			A	B(B/B)	C(C/B)	D(D/B)	E(E/B)	F(F/B)	G(G/B)	H(H/B)	I(B/A)	J(J/B)	K(K/J)	L(L/K)	M(M/B)	N(N/B)	O(O/B)
	石垣市消防本部	屋内消火栓設備	70	0	0	0	0	0	0	0	0.00%	0	0	0	0	0	0
		スプリンクラー設備	45	0	0	0	0	0	0	0	0.00%	0	0	0	0	0	0
		自動火災報知設備	744	0	0	0	0	0	0	0	0.00%	0	0	0	0	0	0
	浦添市消防本部	屋内消火栓設備	61	0	0	0	0	0	0	0	0.00%	0	0	0	0	0	0
		スプリンクラー設備	99	1 (100.0%)	1 (100.0%)	0 (0.0%)	0 (0.0%)	0 (0.0%)	0 (0.0%)	0 (0.0%)	1.01%	1 (100.0%)	1 (100.0%)	0 (0.0%)	0 (0.0%)	0 (0.0%)	0 (0.0%)
		自動火災報知設備	565	19 (100.0%)	8 (42.1%)	8 (42.1%)	3 (15.8%)	0 (0.0%)	0 (0.0%)	0 (0.0%)	3.36%	19 (100.0%)	19 (100.0%)	0 (0.0%)	0 (0.0%)	0 (0.0%)	0 (0.0%)
	名護市消防本部	屋内消火栓設備	96	7 (100.0%)	1 (14.3%)	5 (71.4%)	0 (0.0%)	0 (0.0%)	0 (0.0%)	1 (14.3%)	7.29%	7 (100.0%)	3 (42.9%)	3 (100.0%)	4 (57.1%)	0 (0.0%)	0 (0.0%)
		スプリンクラー設備	80	0	0	0	0	0	0	0	0.00%	0	0	0	0	0	0
		自動火災報知設備	692	49 (100.0%)	36 (73.5%)	13 (26.5%)	0 (0.0%)	0 (0.0%)	0 (0.0%)	0 (0.0%)	7.08%	49 (100.0%)	29 (59.2%)	29 (100.0%)	17 (34.7%)	3 (6.1%)	0 (0.0%)
	糸満市消防本部	屋内消火栓設備	46	0	0	0	0	0	0	0	0.00%	0	0	0	0	0	0
		スプリンクラー設備	49	0	0	0	0	0	0	0	0.00%	0	0	0	0	0	0
		自動火災報知設備	427	4 (100.0%)	4 (100.0%)	0 (0.0%)	0 (0.0%)	0 (0.0%)	0 (0.0%)	0 (0.0%)	0.94%	4 (100.0%)	4 (100.0%)	4 (100.0%)	0 (0.0%)	0 (0.0%)	0 (0.0%)
	沖縄市消防本部	屋内消火栓設備	77	0	0	0	0	0	0	0	0.00%	0	0	0	0	0	0
		スプリンクラー設備	112	4 (100.0%)	0 (0.0%)	3 (75.0%)	1 (25.0%)	0 (0.0%)	0 (0.0%)	0 (0.0%)	3.57%	4 (100.0%)	1 (25.0%)	0 (0.0%)	3 (75.0%)	0 (0.0%)	0 (0.0%)
		自動火災報知設備	848	33 (100.0%)	18 (54.5%)	15 (45.5%)	0 (0.0%)	0 (0.0%)	0 (0.0%)	0 (0.0%)	3.89%	33 (100.0%)	30 (90.9%)	0 (0.0%)	3 (9.1%)	0 (0.0%)	0 (0.0%)
	豊見城市消防本部	屋内消火栓設備	27	0	0	0	0	0	0	0	0.00%	0	0	0	0	0	0
		スプリンクラー設備	54	0	0	0	0	0	0	0	0.00%	0	0	0	0	0	0
		自動火災報知設備	297	3 (100.0%)	0 (0.0%)	3 (100.0%)	0 (0.0%)	0 (0.0%)	0 (0.0%)	0 (0.0%)	1.01%	3 (100.0%)	3 (100.0%)	3 (100.0%)	0 (0.0%)	0 (0.0%)	0 (0.0%)
	うるま市消防本部	屋内消火栓設備	53	0	0	0	0	0	0	0	0.00%	0	0	0	0	0	0
		スプリンクラー設備	111	0	0	0	0	0	0	0	0.00%	0	0	0	0	0	0
		自動火災報知設備	700	1 (100.0%)	0 (0.0%)	1 (100.0%)	0 (0.0%)	0 (0.0%)	0 (0.0%)	0 (0.0%)	0.14%	1 (100.0%)	1 (100.0%)	0 (0.0%)	0 (0.0%)	0 (0.0%)	0 (0.0%)
	宮古島市消防本部	屋内消火栓設備	70	0	0	0	0	0	0	0	0.00%	0	0	0	0	0	0
		スプリンクラー設備	64	0	0	0	0	0	0	0	0.00%	0	0	0	0	0	0
		自動火災報知設備	702	0	0	0	0	0	0	0	0.00%	0	0	0	0	0	0
	久米島町消防本部	屋内消火栓設備	11	0	0	0	0	0	0	0	0.00%	0	0	0	0	0	0
		スプリンクラー設備	4	0	0	0	0	0	0	0	0.00%	0	0	0	0	0	0
		自動火災報知設備	63	11 (100.0%)	8 (72.7%)	2 (18.2%)	1 (9.1%)	0 (0.0%)	0 (0.0%)	0 (0.0%)	17.46%	11 (100.0%)	11 (100.0%)	11 (100.0%)	0 (0.0%)	0 (0.0%)	0 (0.0%)
	本部町今帰仁村消防組合消防本部	屋内消火栓設備	26	0	0	0	0	0	0	0	0.00%	0	0	0	0	0	0
		スプリンクラー設備	24	0	0	0	0	0	0	0	0.00%	0	0	0	0	0	0
		自動火災報知設備	596	1 (100.0%)	0 (0.0%)	1 (100.0%)	0 (0.0%)	0 (0.0%)	0 (0.0%)	0 (0.0%)	0.17%	1 (100.0%)	1 (100.0%)	1 (100.0%)	0 (0.0%)	0 (0.0%)	0 (0.0%)
	島尻消防組合消防本部	屋内消火栓設備	33	1 (100.0%)	0 (0.0%)	1 (100.0%)	0 (0.0%)	0 (0.0%)	0 (0.0%)	0 (0.0%)	3.03%	1 (100.0%)	1 (100.0%)	1 (100.0%)	0 (0.0%)	0 (0.0%)	0 (0.0%)
		スプリンクラー設備	71	1 (100.0%)	0 (0.0%)	1 (100.0%)	0 (0.0%)	0 (0.0%)	0 (0.0%)	0 (0.0%)	1.41%	1 (100.0%)	1 (100.0%)	1 (100.0%)	0 (0.0%)	0 (0.0%)	0 (0.0%)
		自動火災報知設備	445	2 (100.0%)	1 (50.0%)	1 (50.0%)	0 (0.0%)	0 (0.0%)	0 (0.0%)	0 (0.0%)	0.45%	2 (100.0%)	2 (100.0%)	2 (100.0%)	0 (0.0%)	0 (0.0%)	0 (0.0%)
	東部消防本部	屋内消火栓設備	41	0	0	0	0	0	0	0	0.00%	0	0	0	0	0	0
		スプリンクラー設備	589	0	0	0	0	0	0	0	0.00%	0	0	0	0	0	0
		自動火災報知設備	463	4 (100.0%)	1 (25.0%)	2 (50.0%)	0 (0.0%)	0 (0.0%)	1 (25.0%)	0 (0.0%)	0.86%	4 (100.0%)	1 (25.0%)	1 (100.0%)	2 (50.0%)	1 (25.0%)	0 (0.0%)

別紙２－２

重大違反対象物※1の状況※2（特定防火対象物※3・消防用設備等別）

都道府県名	消防本部名	消防用設備等区分	義務対象物数※4	重大違反対象物数※5	違反覚知からの経過年数 ※6						重大違反率（%）	（参考）是正指導・是正措置の状況等					
					1年未満	1年以上3年未満	3年以上5年未満	5年以上10年未満	10年以上	不明※7		是正指導・是正措置中の対象物数	警告前段の行政指導実施中の対象物数	改修期限を定めている対象物数	警告対象物数	命令対象物数	告発対象物数
			A	B(B/B)	C(C/B)	D(D/B)	E(E/B)	F(F/B)	G(G/B)	H(H/B)	I(B/A)	J(J/B)	K(K/J)	L(L/K)	M(M/B)	N(N/B)	O(O/B)
	中城北中城消防本部	屋内消火栓設備	12	1 (100.0%)	1 (100.0%)	0 (0.0%)	0 (0.0%)	0 (0.0%)	0 (0.0%)	0 (0.0%)	8.33%	1 (100.0%)	1 (100.0%)	0 (0.0%)	0 (0.0%)	0 (0.0%)	0 (0.0%)
		スプリンクラー設備	40	0	0	0	0	0	0	0	0.00%	0	0	0	0	0	0
		自動火災報知設備	190	9 (100.0%)	6 (66.7%)	3 (33.3%)	0 (0.0%)	0 (0.0%)	0 (0.0%)	0 (0.0%)	4.74%	9 (100.0%)	9 (100.0%)	0 (0.0%)	0 (0.0%)	0 (0.0%)	0 (0.0%)
	金武地区消防衛生組合消防本部	屋内消火栓設備	23	0	0	0	0	0	0	0	0.00%	0	0	0	0	0	0
		スプリンクラー設備	72	0	0	0	0	0	0	0	0.00%	0	0	0	0	0	0
		自動火災報知設備	747	11 (100.0%)	8 (72.7%)	3 (27.3%)	0 (0.0%)	0 (0.0%)	0 (0.0%)	0 (0.0%)	1.47%	11 (100.0%)	11 (100.0%)	11 (100.0%)	0 (0.0%)	0 (0.0%)	0 (0.0%)
	国頭地区行政事務組合消防本部	屋内消火栓設備	5	0	0	0	0	0	0	0	0.00%	0	0	0	0	0	0
		スプリンクラー設備	14	0	0	0	0	0	0	0	0.00%	0	0	0	0	0	0
		自動火災報知設備	145	1 (100.0%)	0 (0.0%)	1 (100.0%)	0 (0.0%)	0 (0.0%)	0 (0.0%)	0 (0.0%)	0.69%	1 (100.0%)	1 (100.0%)	1 (100.0%)	0 (0.0%)	0 (0.0%)	0 (0.0%)
	比謝川行政事務組合ニライ消防本部	屋内消火栓設備	58	1 (100.0%)	1 (100.0%)	0 (0.0%)	0 (0.0%)	0 (0.0%)	0 (0.0%)	0 (0.0%)	1.72%	1 (100.0%)	1 (100.0%)	1 (100.0%)	0 (0.0%)	0 (0.0%)	0 (0.0%)
		スプリンクラー設備	71	0	0	0	0	0	0	0	0.00%	0	0	0	0	0	0
		自動火災報知設備	808	1 (100.0%)	1 (100.0%)	0 (0.0%)	0 (0.0%)	0 (0.0%)	0 (0.0%)	0 (0.0%)	0.12%	1 (100.0%)	1 (100.0%)	1 (100.0%)	0 (0.0%)	0 (0.0%)	0 (0.0%)
	伊江村	屋内消火栓設備	7	0	0	0	0	0	0	0	0.00%	0	0	0	0	0	0
		スプリンクラー設備	3	0	0	0	0	0	0	0	0.00%	0	0	0	0	0	0
		自動火災報知設備	21	0	0	0	0	0	0	0	0.00%	0	0	0	0	0	0
	渡嘉敷村	屋内消火栓設備	0	0	0	0	0	0	0	0	–	0	0	0	0	0	0
		スプリンクラー設備	0	0	0	0	0	0	0	0	–	0	0	0	0	0	0
		自動火災報知設備	0	0	0	0	0	0	0	0	–	0	0	0	0	0	0
	座間味村	屋内消火栓設備	0	0	0	0	0	0	0	0	–	0	0	0	0	0	0
		スプリンクラー設備	0	0	0	0	0	0	0	0	–	0	0	0	0	0	0
		自動火災報知設備	30	0	0	0	0	0	0	0	0.00%	0	0	0	0	0	0
	粟国村	屋内消火栓設備	1	0	0	0	0	0	0	0	0.00%	0	0	0	0	0	0
		スプリンクラー設備	1	0	0	0	0	0	0	0	0.00%	0	0	0	0	0	0
		自動火災報知設備	4	0	0	0	0	0	0	0	0.00%	0	0	0	0	0	0
	渡名喜村	屋内消火栓設備	6	0	0	0	0	0	0	0	0.00%	0	0	0	0	0	0
		スプリンクラー設備	0	0	0	0	0	0	0	0	–	0	0	0	0	0	0
		自動火災報知設備	6	0	0	0	0	0	0	0	0.00%	0	0	0	0	0	0
	南大東村	屋内消火栓設備	0	0	0	0	0	0	0	0	–	0	0	0	0	0	0
		スプリンクラー設備	0	0	0	0	0	0	0	0	–	0	0	0	0	0	0
		自動火災報知設備	0	0	0	0	0	0	0	0	–	0	0	0	0	0	0
	北大東村	屋内消火栓設備	0	0	0	0	0	0	0	0	–	0	0	0	0	0	0
		スプリンクラー設備	0	0	0	0	0	0	0	0	–	0	0	0	0	0	0
		自動火災報知設備	0	0	0	0	0	0	0	0	–	0	0	0	0	0	0
	伊平屋村	屋内消火栓設備	1	0	0	0	0	0	0	0	0.00%	0	0	0	0	0	0
		スプリンクラー設備	1	0	0	0	0	0	0	0	0.00%	0	0	0	0	0	0
		自動火災報知設備	4	0	0	0	0	0	0	0	0.00%	0	0	0	0	0	0

別紙２－２

重大違反対象物※1の状況※2（特定防火対象物※3・消防用設備等別）

都道府県名	消防本部名	消防用設備等区分	義務対象物数※4	重大違反対象物数※5	違反覚知からの経過年数 ※6						重大違反率（%）	（参考）是正指導・是正措置の状況等					
					1年未満	1年以上3年未満	3年以上5年未満	5年以上10年未満	10年以上	不明※7		是正指導・是正措置中の対象物数	警告前段の行政指導実施中の対象物数	改修期限を定めている対象物数	警告対象物数	命令対象物数	告発対象物数
			A	B(B/B)	C(C/B)	D(D/B)	E(E/B)	F(F/B)	G(G/B)	H(H/B)	I(B/A)	J(J/B)	K(K/J)	L(L/K)	M(M/B)	N(N/B)	O(O/B)
	伊是名村	屋内消火栓設備	1	0	0	0	0	0	0	0	0.00%	0	0	0	0	0	0
		スプリンクラー設備	0	0	0	0	0	0	0	0	–	0	0	0	0	0	0
		自動火災報知設備	0	0	0	0	0	0	0	0	–	0	0	0	0	0	0
	多良間村	屋内消火栓設備	0	0	0	0	0	0	0	0	–	0	0	0	0	0	0
		スプリンクラー設備	0	0	0	0	0	0	0	0	–	0	0	0	0	0	0
		自動火災報知設備	0	0	0	0	0	0	0	0	–	0	0	0	0	0	0
	竹富町	屋内消火栓設備	0	0	0	0	0	0	0	0	–	0	0	0	0	0	0
		スプリンクラー設備	0	0	0	0	0	0	0	0	–	0	0	0	0	0	0
		自動火災報知設備	2	0	0	0	0	0	0	0	0.00%	0	0	0	0	0	0
	与那国町	屋内消火栓設備	0	0	0	0	0	0	0	0	–	0	0	0	0	0	0
		スプリンクラー設備	0	0	0	0	0	0	0	0	–	0	0	0	0	0	0
		自動火災報知設備	0	0	0	0	0	0	0	0	–	0	0	0	0	0	0
全国合計		屋内消火栓設備	95,019	622 (100.0%)	232 (37.3%)	151 (24.3%)	65 (10.5%)	65 (10.5%)	108 (17.4%)	1 (0.2%)	0.65%	622 (100.0%)	467 (75.1%)	359 (76.9%)	116 (18.6%)	36 (5.8%)	3 (0.5%)
		スプリンクラー設備	96,689	125 (100.0%)	50 (40.0%)	42 (33.6%)	14 (11.2%)	8 (6.4%)	11 (8.8%)	0 (0.0%)	0.13%	125 (100.0%)	84 (67.2%)	60 (71.4%)	29 (23.2%)	11 (8.8%)	1 (0.8%)
		自動火災報知設備	673,493	2,599 (100.0%)	987 (38.0%)	876 (33.7%)	130 (5.0%)	163 (6.3%)	441 (17.0%)	2 (0.1%)	0.39%	2,599 (100.0%)	2,225 (85.6%)	1,726 (77.6%)	287 (11.0%)	84 (3.2%)	3 (0.1%)

※1 「重大違反対象物」とは、消防法施行令（昭和36年政令第37号。以下「令」という。）別表第1に掲げる用途に供される防火対象物のうち、消防法（昭和23年法律第168号）第17条第1項の政令で定める技術上の基準又は同条第2項の規定に基づく条例で定める技術上の基準に従って屋内消火栓設備、スプリンクラー設備又は自動火災報知設備を設置しなければならないもので、次に掲げるものをいう。
（1）これらの消防用設備等のいずれかが設置されていないもの
（2）（1）以外のもので、これらの消防用設備等のいずれかが、当該消防用設備等の設置義務がある部分の床面積の過半にわたって未設置であるもの又は機能に重大な支障があるもの※
※「機能に重大な支障があるもの」とは、機能不良の程度が著しく、本来の機能が損なわれている状態にあるものをいう。
注）重大違反対象物に該当するか否かは、消防用設備等の設置単位ごとに、かつ、複合用途防火対象物の場合は、同一用途に供される部分ごとに判断。
※2 調査基準日は令和2年3月31日であるが、消防本部で運用している予防業務システムの仕様等により調査基準日での集計ができない場合は、消防本部が集計可能な調査基準日以前の任意の時点で集計。
※3 「特定防火対象物」とは、令別表第1（1）項から（4）項まで、（5）項イ、（6）項、（9）項イ、（16項イ）、（16の2）項及び（16の3）項に掲げる防火対象物をいう。
※4 「義務対象物数」は、消防法（昭和23年法律第168号）第17条第1項の政令で定める技術上の基準又は同条第2項の規定に基づく条例で定める技術上の基準に従って屋内消火栓設備、スプリンクラー設備又は自動火災報知設備を設置しなければならないものをいう。
※5 「重大違反対象物数」は、消防本部において覚知・集計している重大違反対象物の数である（立入検査の実施状況等により、覚知していないものが存在する場合がある。）。
※6 本調査は、令和2年3月31日を基準日とする。
※7 回答要領に従い「不明」の旨回答があったもののほか、回答要領による回答がなく覚知年月日が不明であるものを含む。

重大違反対象物※1の状況※2（非特定防火対象物※3・防火対象物別）

都道府県名	消防本部名	重大違反対象物数※4	違反覚知からの経過年数 ※5						（参考）是正指導・是正措置の状況等							（参考）重大違反対象物の是正状況等					
			1年未満	1年以上3年未満	3年以上5年未満	5年以上10年未満	10年以上	不明※8	是正指導・是正措置中の対象物数	警告前段の行政指導実施中の対象物数	改修期限を定めている対象物数	警告対象物数	命令対象物数	告発対象物数	新規※6	是正	継続	前回調査※7	是正	継続
		A(O+R)	B(B/A)	C(C/A)	D(D/A)	E(E/A)	F(F/A)	G(G/A)	H(H/A)	I(I/H)	J(J/I)	K(K/A)	L(L/A)	M(L/A)	N(O+P)	O(O/N)	P(P/N)	Q(R+S)	R(R/Q)	S(S/Q)
北海道		520 (100.0%)	53 (10.2%)	76 (14.6%)	73 (14.0%)	76 (14.6%)	242 (46.5%)	0 (0.0%)	520 (100.0%)	505 (97.1%)	434 (85.9%)	15 (2.9%)	0 (0.0%)	0 (0.0%)	70 (100.0%)	17 (24.3%)	53 (75.7%)	581 (100.0%)	114 (19.6%)	467 (80.4%)
	札幌市消防局	79 (100.0%)	18 (22.8%)	17 (21.5%)	16 (20.3%)	6 (7.6%)	22 (27.8%)	0 (0.0%)	79 (100.0%)	74 (93.7%)	74 (100.0%)	5 (6.3%)	0 (0.0%)	0 (0.0%)	27 (100.0%)	9 (33.3%)	18 (66.7%)	101 (100.0%)	40 (39.6%)	61 (60.4%)
	函館市消防本部	0 –	0 –	0 –	0 –	0 –	0 –	0 –	0 –	0 –	0 –	0 –	0 –	0 –	0 –	0 –	0 –	0 –	0 –	0 –
	旭川市消防本部	32 (100.0%)	0 (0.0%)	9 (28.1%)	4 (12.5%)	6 (18.8%)	13 (40.6%)	0 (0.0%)	32 (100.0%)	31 (96.9%)	30 (96.8%)	1 (3.1%)	0 (0.0%)	0 (0.0%)	0 –	0 –	0 –	39 (100.0%)	7 (17.9%)	32 (82.1%)
	とかち広域消防局	15 (100.0%)	3 (20.0%)	4 (26.7%)	3 (20.0%)	2 (13.3%)	3 (20.0%)	0 (0.0%)	15 (100.0%)	15 (100.0%)	15 (100.0%)	0 (0.0%)	0 (0.0%)	0 (0.0%)	3 (100.0%)	0 (0.0%)	3 (100.0%)	13 (100.0%)	1 (7.7%)	12 (92.3%)
	管内人口20万人未満消防本部	394 (100.0%)	32 (8.1%)	46 (11.7%)	50 (12.7%)	62 (15.7%)	204 (51.8%)	0 (0.0%)	394 (100.0%)	385 (97.7%)	315 (81.8%)	9 (2.3%)	0 (0.0%)	0 (0.0%)	40 (100.0%)	8 (20.0%)	32 (80.0%)	428 (100.0%)	66 (15.4%)	362 (84.6%)
青森県		272 (100.0%)	40 (14.7%)	71 (26.1%)	58 (21.3%)	48 (17.6%)	55 (20.2%)	0 (0.0%)	272 (100.0%)	243 (89.3%)	237 (97.5%)	28 (10.3%)	1 (0.4%)	0 (0.0%)	56 (100.0%)	16 (28.6%)	40 (71.4%)	386 (100.0%)	154 (39.9%)	232 (60.1%)
	青森地域広域事務組合消防本部	17 (100.0%)	9 (52.9%)	1 (5.9%)	1 (5.9%)	1 (5.9%)	5 (29.4%)	0 (0.0%)	17 (100.0%)	11 (64.7%)	11 (100.0%)	6 (35.3%)	0 (0.0%)	0 (0.0%)	16 (100.0%)	7 (43.8%)	9 (56.3%)	34 (100.0%)	26 (76.5%)	8 (23.5%)
	弘前地区消防事務組合消防本部	46 (100.0%)	4 (8.7%)	13 (28.3%)	13 (28.3%)	12 (26.1%)	4 (8.7%)	0 (0.0%)	46 (100.0%)	27 (58.7%)	27 (100.0%)	18 (39.1%)	1 (2.2%)	0 (0.0%)	7 (100.0%)	3 (42.9%)	4 (57.1%)	135 (100.0%)	93 (68.9%)	42 (31.1%)
	八戸地域広域市町村圏事務組消防本部	18 (100.0%)	3 (16.7%)	5 (27.8%)	0 (0.0%)	8 (44.4%)	2 (11.1%)	0 (0.0%)	18 (100.0%)	18 (100.0%)	18 (100.0%)	0 (0.0%)	0 (0.0%)	0 (0.0%)	4 (100.0%)	1 (25.0%)	3 (75.0%)	28 (100.0%)	13 (46.4%)	15 (53.6%)
	管内人口20万人未満消防本部	191 (100.0%)	24 (12.6%)	52 (27.2%)	44 (23.0%)	27 (14.1%)	44 (23.0%)	0 (0.0%)	191 (100.0%)	187 (97.9%)	181 (96.8%)	4 (2.1%)	0 (0.0%)	0 (0.0%)	29 (100.0%)	5 (17.2%)	24 (82.8%)	189 (100.0%)	22 (11.6%)	167 (88.4%)
岩手県		114 (100.0%)	14 (12.3%)	22 (19.3%)	7 (6.1%)	19 (16.7%)	52 (45.6%)	0 (0.0%)	114 (100.0%)	114 (100.0%)	112 (98.2%)	0 (0.0%)	0 (0.0%)	0 (0.0%)	18 (100.0%)	4 (22.2%)	14 (77.8%)	139 (100.0%)	39 (28.1%)	100 (71.9%)
	盛岡地区広域消防組合消防本部	8 (100.0%)	1 (12.5%)	7 (87.5%)	0 (0.0%)	0 (0.0%)	0 (0.0%)	0 (0.0%)	8 (100.0%)	8 (100.0%)	8 (100.0%)	0 (0.0%)	0 (0.0%)	0 (0.0%)	1 (100.0%)	0 (0.0%)	1 (100.0%)	10 (100.0%)	3 (30.0%)	7 (70.0%)
	管内人口20万人未満消防本部	106 (100.0%)	13 (12.3%)	15 (14.2%)	7 (6.6%)	19 (17.9%)	52 (49.1%)	0 (0.0%)	106 (100.0%)	106 (100.0%)	104 (98.1%)	0 (0.0%)	0 (0.0%)	0 (0.0%)	17 (100.0%)	4 (23.5%)	13 (76.5%)	129 (100.0%)	36 (27.9%)	93 (72.1%)
宮城県		131 (100.0%)	42 (32.1%)	14 (10.7%)	11 (8.4%)	12 (9.2%)	52 (39.7%)	0 (0.0%)	131 (100.0%)	123 (93.9%)	111 (90.2%)	7 (5.3%)	1 (0.8%)	0 (0.0%)	47 (100.0%)	5 (10.6%)	42 (89.4%)	113 (100.0%)	24 (21.2%)	89 (78.8%)
	仙台市消防局	4 (100.0%)	4 (100.0%)	0 (0.0%)	0 (0.0%)	0 (0.0%)	0 (0.0%)	0 (0.0%)	4 (100.0%)	3 (75.0%)	3 (100.0%)	1 (25.0%)	0 (0.0%)	0 (0.0%)	5 (100.0%)	1 (20.0%)	4 (80.0%)	4 (100.0%)	4 (100.0%)	0 (0.0%)
	管内人口20万人未満消防本部	127 (100.0%)	38 (29.9%)	14 (11.0%)	11 (8.7%)	12 (9.4%)	52 (40.9%)	0 (0.0%)	127 (100.0%)	120 (94.5%)	108 (90.0%)	6 (4.7%)	1 (0.8%)	0 (0.0%)	42 (100.0%)	4 (9.5%)	38 (90.5%)	109 (100.0%)	20 (18.3%)	89 (81.7%)
秋田県		162 (100.0%)	35 (21.6%)	15 (9.3%)	6 (3.7%)	28 (17.3%)	78 (48.1%)	0 (0.0%)	162 (100.0%)	150 (92.6%)	144 (96.0%)	12 (7.4%)	0 (0.0%)	0 (0.0%)	51 (100.0%)	16 (31.4%)	35 (68.6%)	172 (100.0%)	45 (26.2%)	127 (73.8%)
	秋田市消防本部	6 (100.0%)	3 (50.0%)	2 (33.3%)	0 (0.0%)	1 (16.7%)	0 (0.0%)	0 (0.0%)	6 (100.0%)	6 (100.0%)	6 (100.0%)	0 (0.0%)	0 (0.0%)	0 (0.0%)	9 (100.0%)	6 (66.7%)	3 (33.3%)	5 (100.0%)	2 (40.0%)	3 (60.0%)
	管内人口20万人未満消防本部	156 (100.0%)	32 (20.5%)	13 (8.3%)	6 (3.8%)	27 (17.3%)	78 (50.0%)	0 (0.0%)	156 (100.0%)	144 (92.3%)	138 (95.8%)	12 (7.7%)	0 (0.0%)	0 (0.0%)	42 (100.0%)	10 (23.8%)	32 (76.2%)	167 (100.0%)	43 (25.7%)	124 (74.3%)
山形県		49 (100.0%)	13 (26.5%)	16 (32.7%)	1 (2.0%)	5 (10.2%)	13 (26.5%)	1 (2.0%)	49 (100.0%)	44 (89.8%)	44 (100.0%)	5 (10.2%)	0 (0.0%)	0 (0.0%)	18 (100.0%)	5 (27.8%)	13 (72.2%)	56 (100.0%)	20 (35.7%)	36 (64.3%)
	山形市消防本部	1 (100.0%)	1 (100.0%)	0 (0.0%)	0 (0.0%)	0 (0.0%)	0 (0.0%)	0 (0.0%)	1 (100.0%)	0 (0.0%) –	0	1 (100.0%)	0 (0.0%)	0 (0.0%)	1 (100.0%)	0 (0.0%)	1 (100.0%)	0 –	0 –	0 –
	管内人口20万人未満消防本部	48 (100.0%)	12 (25.0%)	16 (33.3%)	1 (2.1%)	5 (10.4%)	13 (27.1%)	1 (2.1%)	48 (100.0%)	44 (91.7%)	44 (100.0%)	4 (8.3%)	0 (0.0%)	0 (0.0%)	17 (100.0%)	5 (29.4%)	12 (70.6%)	56 (100.0%)	20 (35.7%)	36 (64.3%)
福島県		222 (100.0%)	14 (6.3%)	26 (11.7%)	54 (24.3%)	9 (4.1%)	119 (53.6%)	0 (0.0%)	222 (100.0%)	199 (89.6%)	142 (71.4%)	14 (6.3%)	9 (4.1%)	0 (0.0%)	18 (100.0%)	4 (22.2%)	14 (77.8%)	254 (100.0%)	46 (18.1%)	208 (81.9%)
	福島市消防本部	20 (100.0%)	0 (0.0%)	2 (10.0%)	9 (45.0%)	1 (5.0%)	8 (40.0%)	0 (0.0%)	20 (100.0%)	20 (100.0%)	20 (100.0%)	0 (0.0%)	0 (0.0%)	0 (0.0%)	0 –	0 –	0 –	25 (100.0%)	5 (20.0%)	20 (80.0%)
	いわき市消防本部	32 (100.0%)	1 (3.1%)	5 (15.6%)	1 (3.1%)	0 (0.0%)	25 (78.1%)	0 (0.0%)	32 (100.0%)	31 (96.9%)	31 (100.0%)	1 (3.1%)	0 (0.0%)	0 (0.0%)	1 (100.0%)	0 (0.0%)	1 (100.0%)	38 (100.0%)	7 (18.4%)	31 (81.6%)
	郡山地方広域消防組合消防本部	46 (100.0%)	2 (4.3%)	1 (2.2%)	6 (13.0%)	2 (4.3%)	35 (76.1%)	0 (0.0%)	46 (100.0%)	28 (60.9%)	6 (21.4%)	9 (19.6%)	9 (19.6%)	0 (0.0%)	2 (100.0%)	0 (0.0%)	2 (100.0%)	52 (100.0%)	8 (15.4%)	44 (84.6%)
	管内人口20万人未満消防本部	124 (100.0%)	11 (8.9%)	18 (14.5%)	38 (30.6%)	6 (4.8%)	51 (41.1%)	0 (0.0%)	124 (100.0%)	120 (96.8%)	85 (70.8%)	4 (3.2%)	0 (0.0%)	0 (0.0%)	15 (100.0%)	4 (26.7%)	11 (73.3%)	139 (100.0%)	26 (18.7%)	113 (81.3%)
茨城県		496 (100.0%)	63 (12.7%)	74 (14.9%)	45 (9.1%)	66 (13.3%)	248 (50.0%)	0 (0.0%)	496 (100.0%)	471 (95.0%)	430 (91.3%)	19 (3.8%)	5 (1.0%)	1 (0.2%)	79 (100.0%)	16 (20.3%)	63 (79.7%)	499 (100.0%)	66 (13.2%)	433 (86.8%)
	水戸市消防本部	4 (100.0%)	1 (25.0%)	1 (25.0%)	0 (0.0%)	0 (0.0%)	2 (50.0%)	0 (0.0%)	4 (100.0%)	4 (100.0%)	4 (100.0%)	0 (0.0%)	0 (0.0%)	0 (0.0%)	3 (100.0%)	2 (66.7%)	1 (33.3%)	17 (100.0%)	14 (82.4%)	3 (17.6%)
	つくば市消防本部	27 (100.0%)	1 (3.7%)	7 (25.9%)	2 (7.4%)	10 (37.0%)	7 (25.9%)	0 (0.0%)	27 (100.0%)	15 (55.6%)	15 (100.0%)	9 (33.3%)	3 (11.1%)	0 (0.0%)	2 (100.0%)	1 (50.0%)	1 (50.0%)	36 (100.0%)	10 (27.8%)	26 (72.2%)

重大違反対象物※1の状況※2（非特定防火対象物※3・防火対象物別）

都道府県名	消防本部名	重大違反対象物数※4	違反覚知からの経過年数 ※5						（参考）是正指導・是正措置の状況等						（参考）重大違反対象物の是正状況等					
			1年未満	1年以上3年未満	3年以上5年未満	5年以上10年未満	10年以上	不明※8	是正指導・是正措置中の対象物数	警告前段の行政指導実施中の対象物数	改修期限を定めている対象物数	警告対象物数	命令対象物数	告発対象物数	新規※6	是正	継続	前回調査※7	是正	継続
		A(O+R)	B(B/A)	C(C/A)	D(D/A)	E(E/A)	F(F/A)	G(G/A)	H(H/A)	I(I/H)	J(J/I)	K(K/A)	L(L/A)	M(L/A)	N(O+P)	O(O/N)	P(P/N)	Q(R+S)	R(R/Q)	S(S/Q)
	茨城西南地方広域市町村圏事務組合消防本部	43 (100.0%)	1 (2.3%)	0 (0.0%)	3 (7.0%)	25 (58.1%)	14 (32.6%)	0 (0.0%)	43 (100.0%)	43 (100.0%)	41 (95.3%)	0 (0.0%)	0 (0.0%)	0 (0.0%)	1 (100.0%)	0 (0.0%)	1 (100.0%)	43 (100.0%)	1 (2.3%)	42 (97.7%)
	稲敷広域消防本部	5 (100.0%)	3 (60.0%)	0 (0.0%)	0 (0.0%)	1 (20.0%)	1 (20.0%)	0 (0.0%)	5 (100.0%)	2 (40.0%)	2 (100.0%)	1 (20.0%)	1 (20.0%)	1 (20.0%)	8 (100.0%)	5 (62.5%)	3 (37.5%)	3 (100.0%)	1 (33.3%)	2 (66.7%)
	管内人口20万人未満消防本部	417 (100.0%)	57 (13.7%)	66 (15.8%)	40 (9.6%)	30 (7.2%)	224 (53.7%)	0 (0.0%)	417 (100.0%)	407 (97.6%)	368 (90.4%)	9 (2.2%)	1 (0.2%)	0 (0.0%)	65 (100.0%)	8 (12.3%)	57 (87.7%)	400 (100.0%)	40 (10.0%)	360 (90.0%)
栃木県		203 (100.0%)	29 (14.3%)	49 (24.1%)	14 (6.9%)	21 (10.3%)	90 (44.3%)	0 (0.0%)	203 (100.0%)	202 (99.5%)	196 (97.0%)	1 (0.5%)	0 (0.0%)	0 (0.0%)	30 (100.0%)	1 (3.3%)	29 (96.7%)	208 (100.0%)	34 (16.3%)	174 (83.7%)
	宇都宮市消防局	24 (100.0%)	3 (12.5%)	1 (4.2%)	0 (0.0%)	2 (8.3%)	18 (75.0%)	0 (0.0%)	24 (100.0%)	24 (100.0%)	18 (75.0%)	0 (0.0%)	0 (0.0%)	0 (0.0%)	3 (100.0%)	0 (0.0%)	3 (100.0%)	36 (100.0%)	15 (41.7%)	21 (58.3%)
	那須地区消防本部	36 (100.0%)	1 (2.8%)	15 (41.7%)	1 (2.8%)	0 (0.0%)	19 (52.8%)	0 (0.0%)	36 (100.0%)	36 (100.0%)	36 (100.0%)	0 (0.0%)	0 (0.0%)	0 (0.0%)	1 (100.0%)	0 (0.0%)	1 (100.0%)	40 (100.0%)	5 (12.5%)	35 (87.5%)
	管内人口20万人未満消防本部	143 (100.0%)	25 (17.5%)	33 (23.1%)	13 (9.1%)	19 (13.3%)	53 (37.1%)	0 (0.0%)	143 (100.0%)	142 (99.3%)	142 (100.0%)	1 (0.7%)	0 (0.0%)	0 (0.0%)	26 (100.0%)	1 (3.8%)	25 (96.2%)	132 (100.0%)	14 (10.6%)	118 (89.4%)
群馬県		269 (100.0%)	94 (34.9%)	41 (15.2%)	18 (6.7%)	26 (9.7%)	90 (33.5%)	0 (0.0%)	269 (100.0%)	217 (80.7%)	157 (72.4%)	46 (17.1%)	6 (2.2%)	0 (0.0%)	164 (100.0%)	70 (42.7%)	94 (57.3%)	422 (100.0%)	247 (58.5%)	175 (41.5%)
	前橋市消防局	8 (100.0%)	4 (50.0%)	1 (12.5%)	1 (12.5%)	0 (0.0%)	2 (25.0%)	0 (0.0%)	8 (100.0%)	5 (62.5%)	3 (60.0%)	3 (37.5%)	0 (0.0%)	0 (0.0%)	11 (100.0%)	7 (63.6%)	4 (36.4%)	17 (100.0%)	13 (76.5%)	4 (23.5%)
	高崎市等広域消防局	48 (100.0%)	4 (8.3%)	4 (8.3%)	2 (4.2%)	12 (25.0%)	26 (54.2%)	0 (0.0%)	48 (100.0%)	19 (39.6%)	19 (100.0%)	27 (56.3%)	2 (4.2%)	0 (0.0%)	20 (100.0%)	16 (80.0%)	4 (20.0%)	152 (100.0%)	108 (71.1%)	44 (28.9%)
	伊勢崎市消防本部	41 (100.0%)	11 (26.8%)	7 (17.1%)	5 (12.2%)	3 (7.3%)	15 (36.6%)	0 (0.0%)	41 (100.0%)	27 (65.9%)	27 (100.0%)	12 (29.3%)	2 (4.9%)	0 (0.0%)	25 (100.0%)	14 (56.0%)	11 (44.0%)	94 (100.0%)	64 (68.1%)	30 (31.9%)
	太田市消防本部	32 (100.0%)	28 (87.5%)	0 (0.0%)	0 (0.0%)	1 (3.1%)	3 (9.4%)	0 (0.0%)	32 (100.0%)	29 (90.6%)	29 (100.0%)	1 (3.1%)	2 (6.3%)	0 (0.0%)	51 (100.0%)	23 (45.1%)	28 (54.9%)	33 (100.0%)	29 (87.9%)	4 (12.1%)
	管内人口20万人未満消防本部	140 (100.0%)	47 (33.6%)	29 (20.7%)	10 (7.1%)	10 (7.1%)	44 (31.4%)	0 (0.0%)	140 (100.0%)	137 (97.9%)	79 (57.7%)	3 (2.1%)	0 (0.0%)	0 (0.0%)	57 (100.0%)	10 (17.5%)	47 (82.5%)	126 (100.0%)	33 (26.2%)	93 (73.8%)
埼玉県		323 (100.0%)	59 (18.3%)	50 (15.5%)	48 (14.9%)	54 (16.7%)	112 (34.7%)	0 (0.0%)	323 (100.0%)	300 (92.9%)	299 (99.7%)	20 (6.2%)	3 (0.9%)	0 (0.0%)	88 (100.0%)	29 (33.0%)	59 (67.0%)	345 (100.0%)	81 (23.5%)	264 (76.5%)
	さいたま市消防局	2 (100.0%)	1 (50.0%)	1 (50.0%)	0 (0.0%)	0 (0.0%)	0 (0.0%)	0 (0.0%)	2 (100.0%)	1 (50.0%)	1 (100.0%)	1 (50.0%)	0 (0.0%)	0 (0.0%)	4 (100.0%)	3 (75.0%)	1 (25.0%)	9 (100.0%)	8 (88.9%)	1 (11.1%)
	川口市消防局	1 (100.0%)	1 (100.0%)	0 (0.0%)	0 (0.0%)	0 (0.0%)	0 (0.0%)	0 (0.0%)	1 (100.0%)	1 (100.0%)	1 (100.0%)	0 (0.0%)	0 (0.0%)	0 (0.0%)	1 (100.0%)	0 (0.0%)	1 (100.0%)	0 –	0 –	0 –
	春日部市消防本部	25 (100.0%)	2 (8.0%)	7 (28.0%)	9 (36.0%)	3 (12.0%)	4 (16.0%)	0 (0.0%)	25 (100.0%)	23 (92.0%)	23 (100.0%)	2 (8.0%)	0 (0.0%)	0 (0.0%)	2 (100.0%)	0 (0.0%)	2 (100.0%)	34 (100.0%)	11 (32.4%)	23 (67.6%)
	上尾市消防本部	35 (100.0%)	2 (5.7%)	1 (2.9%)	5 (14.3%)	8 (22.9%)	19 (54.3%)	0 (0.0%)	35 (100.0%)	34 (97.1%)	34 (100.0%)	0 (0.0%)	1 (2.9%)	0 (0.0%)	2 (100.0%)	0 (0.0%)	2 (100.0%)	33 (100.0%)	0 (0.0%)	33 (100.0%)
	越谷市消防本部	2 (100.0%)	2 (100.0%)	0 (0.0%)	0 (0.0%)	0 (0.0%)	0 (0.0%)	0 (0.0%)	2 (100.0%)	2 (100.0%)	2 (100.0%)	0 (0.0%)	0 (0.0%)	0 (0.0%)	3 (100.0%)	1 (33.3%)	2 (66.7%)	1 (100.0%)	1 (100.0%)	0 (0.0%)
	埼玉県南西部消防本部	25 (100.0%)	1 (4.0%)	5 (20.0%)	3 (12.0%)	1 (4.0%)	15 (60.0%)	0 (0.0%)	25 (100.0%)	21 (84.0%)	21 (100.0%)	4 (16.0%)	0 (0.0%)	0 (0.0%)	8 (100.0%)	7 (87.5%)	1 (12.5%)	43 (100.0%)	19 (44.2%)	24 (55.8%)
	入間東部地区事務組合消防本部	23 (100.0%)	11 (47.8%)	5 (21.7%)	1 (4.3%)	3 (13.0%)	3 (13.0%)	0 (0.0%)	23 (100.0%)	21 (91.3%)	21 (100.0%)	2 (8.7%)	0 (0.0%)	0 (0.0%)	17 (100.0%)	6 (35.3%)	11 (64.7%)	20 (100.0%)	8 (40.0%)	12 (60.0%)
	川越地区消防局	4 (100.0%)	4 (100.0%)	0 (0.0%)	0 (0.0%)	0 (0.0%)	0 (0.0%)	0 (0.0%)	4 (100.0%)	4 (100.0%)	4 (100.0%)	0 (0.0%)	0 (0.0%)	0 (0.0%)	4 (100.0%)	0 (0.0%)	4 (100.0%)	1 (100.0%)	1 (100.0%)	0 (0.0%)
	埼玉県央広域消防本部	6 (100.0%)	0 (0.0%)	1 (16.7%)	0 (0.0%)	0 (0.0%)	5 (83.3%)	0 (0.0%)	6 (100.0%)	6 (100.0%)	6 (100.0%)	0 (0.0%)	0 (0.0%)	0 (0.0%)	0 –	0 –	0 –	7 (100.0%)	1 (14.3%)	6 (85.7%)
	埼玉西部消防局	28 (100.0%)	2 (7.1%)	6 (21.4%)	11 (39.3%)	3 (10.7%)	6 (21.4%)	0 (0.0%)	28 (100.0%)	25 (89.3%)	25 (100.0%)	3 (10.7%)	0 (0.0%)	0 (0.0%)	2 (100.0%)	0 (0.0%)	2 (100.0%)	32 (100.0%)	6 (18.8%)	26 (81.3%)
	埼玉東部消防組合消防局	42 (100.0%)	4 (9.5%)	7 (16.7%)	3 (7.1%)	9 (21.4%)	19 (45.2%)	0 (0.0%)	42 (100.0%)	38 (90.5%)	38 (100.0%)	2 (4.8%)	2 (4.8%)	0 (0.0%)	4 (100.0%)	0 (0.0%)	4 (100.0%)	48 (100.0%)	10 (20.8%)	38 (79.2%)
	草加八潮消防局	0 –	0 –	0 –	0 –	0 –	0 –	0 –	0 –	0 –	0 –	0 –	0 –	0 –	0 –	0 –	0 –	0 –	0 –	0 –
	管内人口20万人未満消防本部	130 (100.0%)	29 (22.3%)	17 (13.1%)	16 (12.3%)	27 (20.8%)	41 (31.5%)	0 (0.0%)	130 (100.0%)	124 (95.4%)	123 (99.2%)	6 (4.6%)	0 (0.0%)	0 (0.0%)	41 (100.0%)	12 (29.3%)	29 (70.7%)	117 (100.0%)	16 (13.7%)	101 (86.3%)
千葉県		304 (100.0%)	60 (19.7%)	47 (15.5%)	84 (27.6%)	28 (9.2%)	85 (28.0%)	0 (0.0%)	304 (100.0%)	292 (96.1%)	275 (94.2%)	9 (3.0%)	3 (1.0%)	0 (0.0%)	70 (100.0%)	10 (14.3%)	60 (85.7%)	309 (100.0%)	65 (21.0%)	244 (79.0%)
	千葉市消防局	23 (100.0%)	16 (69.6%)	7 (30.4%)	0 (0.0%)	0 (0.0%)	0 (0.0%)	0 (0.0%)	23 (100.0%)	16 (69.6%)	16 (100.0%)	6 (26.1%)	1 (4.3%)	0 (0.0%)	21 (100.0%)	5 (23.8%)	16 (76.2%)	24 (100.0%)	17 (70.8%)	7 (29.2%)
	市川市消防局	7 (100.0%)	1 (14.3%)	3 (42.9%)	1 (14.3%)	0 (0.0%)	2 (28.6%)	0 (0.0%)	7 (100.0%)	6 (85.7%)	6 (100.0%)	1 (14.3%)	0 (0.0%)	0 (0.0%)	1 (100.0%)	0 (0.0%)	1 (100.0%)	8 (100.0%)	2 (25.0%)	6 (75.0%)
	船橋市消防局	20 (100.0%)	1 (5.0%)	5 (25.0%)	4 (20.0%)	6 (30.0%)	4 (20.0%)	0 (0.0%)	20 (100.0%)	20 (100.0%)	20 (100.0%)	0 (0.0%)	0 (0.0%)	0 (0.0%)	1 (100.0%)	0 (0.0%)	1 (100.0%)	21 (100.0%)	2 (9.5%)	19 (90.5%)

重大違反対象物※1の状況※2（非特定防火対象物※3・防火対象物別）

都道府県名	消防本部名	重大違反対象物数※4	違反覚知からの経過年数 ※5						（参考）是正指導・是正措置の状況等						（参考）重大違反対象物の是正状況等					
			1年未満	1年以上3年未満	3年以上5年未満	5年以上10年未満	10年以上	不明※8	是正指導・是正措置中の対象物数	警告前段の行政指導実施中の対象物数	改修期限を定めている対象物数	警告対象物数	命令対象物数	告発対象物数	新規※6	是正	継続	前回調査※7	是正	継続
		A(O+R)	B(B/A)	C(C/A)	D(D/A)	E(E/A)	F(F/A)	G(G/A)	H(H/A)	I(I/H)	J(J/I)	K(K/A)	L(L/A)	M(L/A)	N(O+P)	O(O/N)	P(P/N)	Q(R+S)	R(R/Q)	S(S/Q)
	松戸市消防局	1 (100.0%)	0 (0.0%)	0 (0.0%)	0 (0.0%)	0 (0.0%)	1 (100.0%)	0 (0.0%)	1 (100.0%)	0 (0.0%)	– 0	0 (0.0%)	1 (100.0%)	0 (0.0%)	– 0	– 0	– 0	1 (100.0%)	0 (0.0%)	1 (100.0%)
	柏市消防局	3 (100.0%)	2 (66.7%)	0 (0.0%)	1 (33.3%)	0 (0.0%)	0 (0.0%)	0 (0.0%)	3 (100.0%)	1 (33.3%)	1 (100.0%)	2 (66.7%)	0 (0.0%)	0 (0.0%)	2 (100.0%)	0 (0.0%)	2 (100.0%)	1 (100.0%)	0 (0.0%)	1 (100.0%)
	市原市消防局	2 (100.0%)	1 (50.0%)	0 (0.0%)	0 (0.0%)	1 (50.0%)	0 (0.0%)	0 (0.0%)	2 (100.0%)	2 (100.0%)	2 (100.0%)	0 (0.0%)	0 (0.0%)	0 (0.0%)	1 (100.0%)	0 (0.0%)	1 (100.0%)	1 (100.0%)	0 (0.0%)	1 (100.0%)
	八千代市消防本部	5 (100.0%)	2 (40.0%)	3 (60.0%)	0 (0.0%)	0 (0.0%)	0 (0.0%)	0 (0.0%)	5 (100.0%)	5 (100.0%)	5 (100.0%)	0 (0.0%)	0 (0.0%)	0 (0.0%)	2 (100.0%)	0 (0.0%)	2 (100.0%)	3 (100.0%)	0 (0.0%)	3 (100.0%)
	佐倉市八街市酒々井町消防組合消防本部	8 (100.0%)	5 (62.5%)	1 (12.5%)	0 (0.0%)	1 (12.5%)	1 (12.5%)	0 (0.0%)	8 (100.0%)	8 (100.0%)	8 (100.0%)	0 (0.0%)	0 (0.0%)	0 (0.0%)	5 (100.0%)	0 (0.0%)	5 (100.0%)	17 (100.0%)	14 (82.4%)	3 (17.6%)
	管内人口20万人未満消防本部	235 (100.0%)	32 (13.6%)	28 (11.9%)	78 (33.2%)	20 (8.5%)	77 (32.8%)	0 (0.0%)	235 (100.0%)	234 (99.6%)	217 (92.7%)	0 (0.0%)	1 (0.4%)	0 (0.0%)	37 (100.0%)	5 (13.5%)	32 (86.5%)	233 (100.0%)	30 (12.9%)	203 (87.1%)
東京都		78 (100.0%)	25 (32.1%)	35 (44.9%)	8 (10.3%)	8 (10.3%)	2 (2.6%)	0 (0.0%)	78 (100.0%)	63 (80.8%)	39 (61.9%)	11 (14.1%)	4 (5.1%)	0 (0.0%)	30 (100.0%)	5 (16.7%)	25 (83.3%)	91 (100.0%)	38 (41.8%)	53 (58.2%)
	東京消防庁	76 (100.0%)	25 (32.9%)	33 (43.4%)	8 (10.5%)	8 (10.5%)	2 (2.6%)	0 (0.0%)	76 (100.0%)	61 (80.3%)	39 (63.9%)	11 (14.5%)	4 (5.3%)	0 (0.0%)	30 (100.0%)	5 (16.7%)	25 (83.3%)	89 (100.0%)	38 (42.7%)	51 (57.3%)
	管内人口20万人未満消防本部	2 (100.0%)	0 (0.0%)	2 (100.0%)	0 (0.0%)	0 (0.0%)	0 (0.0%)	0 (0.0%)	2 (100.0%)	2 (100.0%)	0 (0.0%)	0 (0.0%)	0 (0.0%)	0 (0.0%)	– 0	– 0	– 0	2 (100.0%)	0 (0.0%)	2 (100.0%)
神奈川県		76 (100.0%)	22 (28.9%)	38 (50.0%)	7 (9.2%)	3 (3.9%)	6 (7.9%)	0 (0.0%)	76 (100.0%)	67 (88.2%)	67 (100.0%)	8 (10.5%)	1 (1.3%)	0 (0.0%)	29 (100.0%)	7 (24.1%)	22 (75.9%)	90 (100.0%)	36 (40.0%)	54 (60.0%)
	横浜市消防局	17 (100.0%)	5 (29.4%)	12 (70.6%)	0 (0.0%)	0 (0.0%)	0 (0.0%)	0 (0.0%)	17 (100.0%)	13 (76.5%)	13 (100.0%)	3 (17.6%)	1 (5.9%)	0 (0.0%)	9 (100.0%)	4 (44.4%)	5 (55.6%)	19 (100.0%)	7 (36.8%)	12 (63.2%)
	川崎市消防局	7 (100.0%)	3 (42.9%)	3 (42.9%)	1 (14.3%)	0 (0.0%)	0 (0.0%)	0 (0.0%)	7 (100.0%)	5 (71.4%)	5 (100.0%)	2 (28.6%)	0 (0.0%)	0 (0.0%)	3 (100.0%)	0 (0.0%)	3 (100.0%)	11 (100.0%)	7 (63.6%)	4 (36.4%)
	相模原市消防局	1 (100.0%)	1 (100.0%)	0 (0.0%)	0 (0.0%)	0 (0.0%)	0 (0.0%)	0 (0.0%)	1 (100.0%)	1 (100.0%)	1 (100.0%)	0 (0.0%)	0 (0.0%)	0 (0.0%)	1 (100.0%)	0 (0.0%)	1 (100.0%)	3 (100.0%)	3 (100.0%)	0 (0.0%)
	横須賀市消防局	5 (100.0%)	2 (40.0%)	1 (20.0%)	0 (0.0%)	1 (20.0%)	1 (20.0%)	0 (0.0%)	5 (100.0%)	3 (60.0%)	3 (100.0%)	2 (40.0%)	0 (0.0%)	0 (0.0%)	2 (100.0%)	0 (0.0%)	2 (100.0%)	8 (100.0%)	5 (62.5%)	3 (37.5%)
	平塚市消防本部	5 (100.0%)	0 (0.0%)	0 (0.0%)	3 (60.0%)	2 (40.0%)	0 (0.0%)	0 (0.0%)	5 (100.0%)	5 (100.0%)	5 (100.0%)	0 (0.0%)	0 (0.0%)	0 (0.0%)	– 0	– 0	– 0	5 (100.0%)	0 (0.0%)	5 (100.0%)
	藤沢市消防局	– 0	– 0	– 0	– 0	– 0	– 0	– 0	– 0	– 0	– 0	– 0	– 0	– 0	– 0	– 0	– 0	– 0	– 0	– 0
	小田原市消防本部	2 (100.0%)	0 (0.0%)	2 (100.0%)	0 (0.0%)	0 (0.0%)	0 (0.0%)	0 (0.0%)	2 (100.0%)	2 (100.0%)	2 (100.0%)	0 (0.0%)	0 (0.0%)	0 (0.0%)	– 0	– 0	– 0	4 (100.0%)	2 (50.0%)	2 (50.0%)
	茅ヶ崎市消防本部	– 0	– 0	– 0	– 0	– 0	– 0	– 0	– 0	– 0	– 0	– 0	– 0	– 0	– 0	– 0	– 0	– 0	– 0	– 0
	厚木市消防本部	– 0	– 0	– 0	– 0	– 0	– 0	– 0	– 0	– 0	– 0	– 0	– 0	– 0	– 0	– 0	– 0	– 0	– 0	– 0
	大和市消防本部	2 (100.0%)	0 (0.0%)	1 (50.0%)	1 (50.0%)	0 (0.0%)	0 (0.0%)	0 (0.0%)	2 (100.0%)	2 (100.0%)	2 (100.0%)	0 (0.0%)	0 (0.0%)	0 (0.0%)	– 0	– 0	– 0	2 (100.0%)	0 (0.0%)	2 (100.0%)
	管内人口20万人未満消防本部	37 (100.0%)	11 (29.7%)	19 (51.4%)	2 (5.4%)	0 (0.0%)	5 (13.5%)	0 (0.0%)	37 (100.0%)	36 (97.3%)	36 (100.0%)	1 (2.7%)	0 (0.0%)	0 (0.0%)	14 (100.0%)	3 (21.4%)	11 (78.6%)	38 (100.0%)	12 (31.6%)	26 (68.4%)
新潟県		457 (100.0%)	22 (4.8%)	37 (8.1%)	47 (10.3%)	85 (18.6%)	266 (58.2%)	0 (0.0%)	457 (100.0%)	453 (99.1%)	442 (97.6%)	3 (0.7%)	1 (0.2%)	0 (0.0%)	39 (100.0%)	17 (43.6%)	22 (56.4%)	534 (100.0%)	99 (18.5%)	435 (81.5%)
	新潟市消防局	29 (100.0%)	3 (10.3%)	3 (10.3%)	6 (20.7%)	6 (20.7%)	11 (37.9%)	0 (0.0%)	29 (100.0%)	29 (100.0%)	24 (82.8%)	0 (0.0%)	0 (0.0%)	0 (0.0%)	3 (100.0%)	0 (0.0%)	3 (100.0%)	32 (100.0%)	6 (18.8%)	26 (81.3%)
	長岡市消防本部	3 (100.0%)	2 (66.7%)	1 (33.3%)	0 (0.0%)	0 (0.0%)	0 (0.0%)	0 (0.0%)	3 (100.0%)	3 (100.0%)	3 (100.0%)	0 (0.0%)	0 (0.0%)	0 (0.0%)	5 (100.0%)	3 (60.0%)	2 (40.0%)	16 (100.0%)	15 (93.8%)	1 (6.3%)
	上越地域消防局	15 (100.0%)	1 (6.7%)	1 (6.7%)	0 (0.0%)	9 (60.0%)	4 (26.7%)	0 (0.0%)	15 (100.0%)	14 (93.3%)	14 (100.0%)	1 (6.7%)	0 (0.0%)	0 (0.0%)	3 (100.0%)	2 (66.7%)	1 (33.3%)	22 (100.0%)	8 (36.4%)	14 (63.6%)
	管内人口20万人未満消防本部	410 (100.0%)	16 (3.9%)	32 (7.8%)	41 (10.0%)	70 (17.1%)	251 (61.2%)	0 (0.0%)	410 (100.0%)	407 (99.3%)	401 (98.5%)	2 (0.5%)	1 (0.2%)	0 (0.0%)	28 (100.0%)	12 (42.9%)	16 (57.1%)	464 (100.0%)	70 (15.1%)	394 (84.9%)
富山県		94 (100.0%)	13 (13.8%)	15 (16.0%)	4 (4.3%)	16 (17.0%)	46 (48.9%)	0 (0.0%)	94 (100.0%)	93 (98.9%)	93 (100.0%)	1 (1.1%)	0 (0.0%)	0 (0.0%)	20 (100.0%)	7 (35.0%)	13 (65.0%)	109 (100.0%)	28 (25.7%)	81 (74.3%)
	富山市消防局	14 (100.0%)	8 (57.1%)	6 (42.9%)	0 (0.0%)	0 (0.0%)	0 (0.0%)	0 (0.0%)	14 (100.0%)	14 (100.0%)	14 (100.0%)	0 (0.0%)	0 (0.0%)	0 (0.0%)	12 (100.0%)	4 (33.3%)	8 (66.7%)	12 (100.0%)	6 (50.0%)	6 (50.0%)
	管内人口20万人未満消防本部	80 (100.0%)	5 (6.3%)	9 (11.3%)	4 (5.0%)	16 (20.0%)	46 (57.5%)	0 (0.0%)	80 (100.0%)	79 (98.8%)	79 (100.0%)	1 (1.3%)	0 (0.0%)	0 (0.0%)	8 (100.0%)	3 (37.5%)	5 (62.5%)	97 (100.0%)	22 (22.7%)	75 (77.3%)
石川県		192 (100.0%)	33 (17.2%)	18 (9.4%)	15 (7.8%)	16 (8.3%)	110 (57.3%)	0 (0.0%)	192 (100.0%)	192 (100.0%)	188 (97.9%)	0 (0.0%)	0 (0.0%)	0 (0.0%)	36 (100.0%)	3 (8.3%)	33 (91.7%)	196 (100.0%)	37 (18.9%)	159 (81.1%)
	金沢市消防局	4 (100.0%)	3 (75.0%)	0 (0.0%)	0 (0.0%)	1 (25.0%)	0 (0.0%)	0 (0.0%)	4 (100.0%)	4 (100.0%)	3 (75.0%)	0 (0.0%)	0 (0.0%)	0 (0.0%)	6 (100.0%)	3 (50.0%)	3 (50.0%)	2 (100.0%)	1 (50.0%)	1 (50.0%)

重大違反対象物※1の状況※2（非特定防火対象物※3・防火対象物別）

都道府県名	消防本部名	重大違反対象物数※4	違反覚知からの経過年数 ※5						（参考）是正指導・是正措置の状況等						（参考）重大違反対象物の是正状況等					
			1年未満	1年以上3年未満	3年以上5年未満	5年以上10年未満	10年以上	不明※8	是正指導・是正措置中の対象物数	警告前段の行政指導実施中の対象物数	改修期限を定めている対象物数	警告対象物数	命令対象物数	告発対象物数	新規※6	是正	継続	前回調査※7	是正	継続
		A(O+R)	B(B/A)	C(C/A)	D(D/A)	E(E/A)	F(F/A)	G(G/A)	H(H/A)	I(I/H)	J(J/I)	K(K/A)	L(L/A)	M(L/A)	N(O+P)	O(O/N)	P(P/N)	Q(R+S)	R(R/Q)	S(S/Q)
	管内人口20万人未満消防本部	188 (100.0%)	30 (16.0%)	18 (9.6%)	15 (8.0%)	15 (8.0%)	110 (58.5%)	0 (0.0%)	188 (100.0%)	188 (100.0%)	185 (98.4%)	0 (0.0%)	0 (0.0%)	0 (0.0%)	30 (100.0%)	0 (0.0%)	30 (100.0%)	194 (100.0%)	36 (18.6%)	158 (81.4%)
福井県		85 (100.0%)	29 (34.1%)	11 (12.9%)	4 (4.7%)	5 (5.9%)	36 (42.4%)	0 (0.0%)	85 (100.0%)	85 (100.0%)	85 (100.0%)	0 (0.0%)	0 (0.0%)	0 (0.0%)	49 (100.0%)	20 (40.8%)	29 (59.2%)	81 (100.0%)	25 (30.9%)	56 (69.1%)
	福井市消防局	2 (100.0%)	2 (100.0%)	0 (0.0%)	0 (0.0%)	0 (0.0%)	0 (0.0%)	0 (0.0%)	2 (100.0%)	2 (100.0%)	2 (100.0%)	0 (0.0%)	0 (0.0%)	0 (0.0%)	2 (100.0%)	0 (0.0%)	2 (100.0%)	1 (100.0%)	1 (100.0%)	0 (0.0%)
	管内人口20万人未満消防本部	83 (100.0%)	27 (32.5%)	11 (13.3%)	4 (4.8%)	5 (6.0%)	36 (43.4%)	0 (0.0%)	83 (100.0%)	83 (100.0%)	83 (100.0%)	0 (0.0%)	0 (0.0%)	0 (0.0%)	47 (100.0%)	20 (42.6%)	27 (57.4%)	80 (100.0%)	24 (30.0%)	56 (70.0%)
山梨県		184 (100.0%)	18 (9.8%)	38 (20.7%)	17 (9.2%)	29 (15.8%)	82 (44.6%)	0 (0.0%)	184 (100.0%)	184 (100.0%)	154 (83.7%)	0 (0.0%)	0 (0.0%)	0 (0.0%)	25 (100.0%)	7 (28.0%)	18 (72.0%)	188 (100.0%)	22 (11.7%)	166 (88.3%)
	甲府地区広域行政事務組合消防本部	37 (100.0%)	9 (24.3%)	9 (24.3%)	5 (13.5%)	4 (10.8%)	10 (27.0%)	0 (0.0%)	37 (100.0%)	37 (100.0%)	37 (100.0%)	0 (0.0%)	0 (0.0%)	0 (0.0%)	13 (100.0%)	4 (30.8%)	9 (69.2%)	33 (100.0%)	5 (15.2%)	28 (84.8%)
	管内人口20万人未満消防本部	147 (100.0%)	9 (6.1%)	29 (19.7%)	12 (8.2%)	25 (17.0%)	72 (49.0%)	0 (0.0%)	147 (100.0%)	147 (100.0%)	117 (79.6%)	0 (0.0%)	0 (0.0%)	0 (0.0%)	12 (100.0%)	3 (25.0%)	9 (75.0%)	155 (100.0%)	17 (11.0%)	138 (89.0%)
長野県		335 (100.0%)	34 (10.1%)	52 (15.5%)	17 (5.1%)	35 (10.4%)	197 (58.8%)	0 (0.0%)	335 (100.0%)	319 (95.2%)	274 (85.9%)	16 (4.8%)	0 (0.0%)	0 (0.0%)	48 (100.0%)	14 (29.2%)	34 (70.8%)	380 (100.0%)	79 (20.8%)	301 (79.2%)
	長野市消防局	4 (100.0%)	2 (50.0%)	1 (25.0%)	0 (0.0%)	0 (0.0%)	1 (25.0%)	0 (0.0%)	4 (100.0%)	3 (75.0%)	1 (33.3%)	1 (25.0%)	0 (0.0%)	0 (0.0%)	6 (100.0%)	4 (66.7%)	2 (33.3%)	14 (100.0%)	12 (85.7%)	2 (14.3%)
	松本広域消防局	38 (100.0%)	13 (34.2%)	17 (44.7%)	1 (2.6%)	2 (5.3%)	5 (13.2%)	0 (0.0%)	38 (100.0%)	34 (89.5%)	34 (100.0%)	4 (10.5%)	0 (0.0%)	0 (0.0%)	18 (100.0%)	5 (27.8%)	13 (72.2%)	48 (100.0%)	23 (47.9%)	25 (52.1%)
	佐久広域連合消防本部	0 –	0 –	0 –	0 –	0 –	0 –	0 –	0 –	0 –	0 –	0 –	0 –	0 –	0 –	0 –	0 –	0 –	0 –	0 –
	管内人口20万人未満消防本部	293 (100.0%)	19 (6.5%)	34 (11.6%)	16 (5.5%)	33 (11.3%)	191 (65.2%)	0 (0.0%)	293 (100.0%)	282 (96.2%)	239 (84.8%)	11 (3.8%)	0 (0.0%)	0 (0.0%)	24 (100.0%)	5 (20.8%)	19 (79.2%)	318 (100.0%)	44 (13.8%)	274 (86.2%)
岐阜県		709 (100.0%)	48 (6.8%)	86 (12.1%)	90 (12.7%)	77 (10.9%)	408 (57.5%)	0 (0.0%)	709 (100.0%)	630 (88.9%)	405 (64.3%)	49 (6.9%)	30 (4.2%)	0 (0.0%)	72 (100.0%)	24 (33.3%)	48 (66.7%)	1,014 (100.0%)	353 (34.8%)	661 (65.2%)
	岐阜市消防本部	2 (100.0%)	0 (0.0%)	0 (0.0%)	0 (0.0%)	0 (0.0%)	2 (100.0%)	0 (0.0%)	2 (100.0%)	0 (0.0%)	0 –	2 (100.0%)	0 (0.0%)	0 (0.0%)	9 (100.0%)	9 (100.0%)	0 (0.0%)	17 (100.0%)	15 (88.2%)	2 (11.8%)
	可茂消防事務組合消防本部	3 (100.0%)	3 (100.0%)	0 (0.0%)	0 (0.0%)	0 (0.0%)	0 (0.0%)	0 (0.0%)	3 (100.0%)	3 (100.0%)	3 (100.0%)	0 (0.0%)	0 (0.0%)	0 (0.0%)	8 (100.0%)	5 (62.5%)	3 (37.5%)	7 (100.0%)	7 (100.0%)	0 (0.0%)
	大垣消防組合消防本部	127 (100.0%)	1 (0.8%)	32 (25.2%)	5 (3.9%)	7 (5.5%)	82 (64.6%)	0 (0.0%)	127 (100.0%)	77 (60.6%)	77 (100.0%)	28 (22.0%)	22 (17.3%)	0 (0.0%)	2 (100.0%)	1 (50.0%)	1 (50.0%)	240 (100.0%)	114 (47.5%)	126 (52.5%)
	管内人口20万人未満消防本部	577 (100.0%)	44 (7.6%)	54 (9.4%)	85 (14.7%)	70 (12.1%)	324 (56.2%)	0 (0.0%)	577 (100.0%)	550 (95.3%)	325 (59.1%)	19 (3.3%)	8 (1.4%)	0 (0.0%)	53 (100.0%)	9 (17.0%)	44 (83.0%)	750 (100.0%)	217 (28.9%)	533 (71.1%)
静岡県		359 (100.0%)	72 (20.1%)	68 (18.9%)	30 (8.4%)	72 (20.1%)	117 (32.6%)	0 (0.0%)	359 (100.0%)	344 (95.8%)	339 (98.5%)	13 (3.6%)	2 (0.6%)	0 (0.0%)	99 (100.0%)	27 (27.3%)	72 (72.7%)	512 (100.0%)	225 (43.9%)	287 (56.1%)
	静岡市消防局	62 (100.0%)	18 (29.0%)	11 (17.7%)	6 (9.7%)	12 (19.4%)	15 (24.2%)	0 (0.0%)	62 (100.0%)	58 (93.5%)	58 (100.0%)	3 (4.8%)	1 (1.6%)	0 (0.0%)	37 (100.0%)	19 (51.4%)	18 (48.6%)	172 (100.0%)	128 (74.4%)	44 (25.6%)
	浜松市消防局	17 (100.0%)	11 (64.7%)	4 (23.5%)	1 (5.9%)	0 (0.0%)	1 (5.9%)	0 (0.0%)	17 (100.0%)	15 (88.2%)	15 (100.0%)	2 (11.8%)	0 (0.0%)	0 (0.0%)	15 (100.0%)	4 (26.7%)	11 (73.3%)	31 (100.0%)	25 (80.6%)	6 (19.4%)
	富士市消防本部	57 (100.0%)	1 (1.8%)	8 (14.0%)	4 (7.0%)	18 (31.6%)	26 (45.6%)	0 (0.0%)	57 (100.0%)	55 (96.5%)	55 (100.0%)	2 (3.5%)	0 (0.0%)	0 (0.0%)	2 (100.0%)	1 (50.0%)	1 (50.0%)	68 (100.0%)	12 (17.6%)	56 (82.4%)
	駿東伊豆消防本部	39 (100.0%)	4 (10.3%)	8 (20.5%)	1 (2.6%)	6 (15.4%)	20 (51.3%)	0 (0.0%)	39 (100.0%)	39 (100.0%)	39 (100.0%)	0 (0.0%)	0 (0.0%)	0 (0.0%)	4 (100.0%)	0 (0.0%)	4 (100.0%)	35 (100.0%)	0 (0.0%)	35 (100.0%)
	志太広域事務組合志太消防本部	32 (100.0%)	12 (37.5%)	3 (9.4%)	8 (25.0%)	1 (3.1%)	8 (25.0%)	0 (0.0%)	32 (100.0%)	28 (87.5%)	28 (100.0%)	3 (9.4%)	1 (3.1%)	0 (0.0%)	12 (100.0%)	0 (0.0%)	12 (100.0%)	42 (100.0%)	22 (52.4%)	20 (47.6%)
	富士山南東消防本部	25 (100.0%)	0 (0.0%)	21 (84.0%)	0 (0.0%)	1 (4.0%)	3 (12.0%)	0 (0.0%)	25 (100.0%)	24 (96.0%)	24 (100.0%)	1 (4.0%)	0 (0.0%)	0 (0.0%)	0 –	0 –	0 –	33 (100.0%)	8 (24.2%)	25 (75.8%)
	管内人口20万人未満消防本部	127 (100.0%)	26 (20.5%)	13 (10.2%)	10 (7.9%)	34 (26.8%)	44 (34.6%)	0 (0.0%)	127 (100.0%)	125 (98.4%)	120 (96.0%)	2 (1.6%)	0 (0.0%)	0 (0.0%)	29 (100.0%)	3 (10.3%)	26 (89.7%)	131 (100.0%)	30 (22.9%)	101 (77.1%)
愛知県		1,487 (100.0%)	249 (16.7%)	283 (19.0%)	111 (7.5%)	364 (24.5%)	466 (31.3%)	14 (0.9%)	1,487 (100.0%)	1,451 (97.6%)	1,217 (83.9%)	36 (2.4%)	0 (0.0%)	0 (0.0%)	307 (100.0%)	58 (18.9%)	249 (81.1%)	1,711 (100.0%)	473 (27.6%)	1,238 (72.4%)
	名古屋市消防局	38 (100.0%)	7 (18.4%)	11 (28.9%)	3 (7.9%)	3 (7.9%)	14 (36.8%)	0 (0.0%)	38 (100.0%)	13 (34.2%)	12 (92.3%)	25 (65.8%)	0 (0.0%)	0 (0.0%)	18 (100.0%)	11 (61.1%)	7 (38.9%)	53 (100.0%)	22 (41.5%)	31 (58.5%)
	豊橋市消防本部	70 (100.0%)	3 (4.3%)	7 (10.0%)	5 (7.1%)	15 (21.4%)	40 (57.1%)	0 (0.0%)	70 (100.0%)	69 (98.6%)	1 (1.4%)	1 (1.4%)	0 (0.0%)	0 (0.0%)	4 (100.0%)	1 (25.0%)	3 (75.0%)	79 (100.0%)	12 (15.2%)	67 (84.8%)
	岡崎市消防本部	86 (100.0%)	8 (9.3%)	46 (53.5%)	10 (11.6%)	15 (17.4%)	7 (8.1%)	0 (0.0%)	86 (100.0%)	86 (100.0%)	86 (100.0%)	0 (0.0%)	0 (0.0%)	0 (0.0%)	17 (100.0%)	9 (52.9%)	8 (47.1%)	205 (100.0%)	127 (62.0%)	78 (38.0%)
	一宮市消防本部	81 (100.0%)	4 (4.9%)	9 (11.1%)	3 (3.7%)	10 (12.3%)	55 (67.9%)	0 (0.0%)	81 (100.0%)	81 (100.0%)	63 (77.8%)	0 (0.0%)	0 (0.0%)	0 (0.0%)	4 (100.0%)	0 (0.0%)	4 (100.0%)	84 (100.0%)	7 (8.3%)	77 (91.7%)
	春日井市消防本部	7 (100.0%)	7 (100.0%)	0 (0.0%)	0 (0.0%)	0 (0.0%)	0 (0.0%)	0 (0.0%)	7 (100.0%)	6 (85.7%)	6 (100.0%)	1 (14.3%)	0 (0.0%)	0 (0.0%)	12 (100.0%)	5 (41.7%)	7 (58.3%)	7 (100.0%)	7 (100.0%)	0 (0.0%)

重大違反対象物※1の状況※2（非特定防火対象物※3・防火対象物別）

都道府県名	消防本部名	重大違反対象物数※4	違反覚知からの経過年数 ※5						（参考）是正指導・是正措置の状況等							（参考）重大違反対象物の是正状況等					
			1年未満	1年以上3年未満	3年以上5年未満	5年以上10年未満	10年以上	不明※8	是正指導・是正措置中の対象物数	警告前段の行政指導実施中の対象物数	改修期限を定めている対象物数	警告対象物数	命令対象物数	告発対象物数	新規※6	是正	継続	前回調査※7	是正	継続
		A(O+R)	B(B/A)	C(C/A)	D(D/A)	E(E/A)	F(F/A)	G(G/A)	H(H/A)	I(I/H)	J(J/I)	K(K/A)	L(L/A)	M(L/A)	N(O+P)	O(O/N)	P(P/N)	Q(R+S)	R(R/Q)	S(S/Q)
	豊田市消防本部	186 (100.0%)	15 (8.1%)	60 (32.3%)	35 (18.8%)	38 (20.4%)	38 (20.4%)	0 (0.0%)	186 (100.0%)	186 (100.0%)	186 (100.0%)	0 (0.0%)	0 (0.0%)	0 (0.0%)	18 (100.0%)	3 (16.7%)	15 (83.3%)	290 (100.0%)	119 (41.0%)	171 (59.0%)
	知多中部広域事務組合消防本部	14 (100.0%)	3 (21.4%)	3 (21.4%)	0 (0.0%)	4 (28.6%)	4 (28.6%)	0 (0.0%)	14 (100.0%)	14 (100.0%)	14 (100.0%)	0 (0.0%)	0 (0.0%)	0 (0.0%)	3 (100.0%)	0 (0.0%)	3 (100.0%)	18 (100.0%)	7 (38.9%)	11 (61.1%)
	尾三消防本部	42 (100.0%)	26 (61.9%)	6 (14.3%)	5 (11.9%)	4 (9.5%)	1 (2.4%)	0 (0.0%)	42 (100.0%)	41 (97.6%)	41 (100.0%)	1 (2.4%)	0 (0.0%)	0 (0.0%)	32 (100.0%)	6 (18.8%)	26 (81.3%)	21 (100.0%)	5 (23.8%)	16 (76.2%)
	衣浦東部広域連合消防局	256 (100.0%)	12 (4.7%)	9 (3.5%)	35 (13.7%)	187 (73.0%)	13 (5.1%)	0 (0.0%)	256 (100.0%)	256 (100.0%)	256 (100.0%)	0 (0.0%)	0 (0.0%)	0 (0.0%)	15 (100.0%)	3 (20.0%)	12 (80.0%)	325 (100.0%)	81 (24.9%)	244 (75.1%)
	管内人口20万人未満消防本部	707 (100.0%)	164 (23.2%)	132 (18.7%)	15 (2.1%)	88 (12.4%)	294 (41.6%)	14 (2.0%)	707 (100.0%)	699 (98.9%)	552 (79.0%)	8 (1.1%)	0 (0.0%)	0 (0.0%)	184 (100.0%)	20 (10.9%)	164 (89.1%)	629 (100.0%)	86 (13.7%)	543 (86.3%)
三重県		530 (100.0%)	81 (15.3%)	54 (10.2%)	69 (13.0%)	71 (13.4%)	254 (47.9%)	1 (0.2%)	530 (100.0%)	523 (98.7%)	229 (43.8%)	7 (1.3%)	0 (0.0%)	0 (0.0%)	88 (100.0%)	7 (8.0%)	81 (92.0%)	521 (100.0%)	72 (13.8%)	449 (86.2%)
	桑名市消防本部	80 (100.0%)	32 (40.0%)	15 (18.8%)	14 (17.5%)	6 (7.5%)	13 (16.3%)	0 (0.0%)	80 (100.0%)	73 (91.3%)	71 (97.3%)	7 (8.8%)	0 (0.0%)	0 (0.0%)	35 (100.0%)	3 (8.6%)	32 (91.4%)	78 (100.0%)	30 (38.5%)	48 (61.5%)
	四日市市消防本部	145 (100.0%)	16 (11.0%)	25 (17.2%)	33 (22.8%)	24 (16.6%)	47 (32.4%)	0 (0.0%)	145 (100.0%)	145 (100.0%)	0 (0.0%)	0 (0.0%)	0 (0.0%)	0 (0.0%)	16 (100.0%)	0 (0.0%)	16 (100.0%)	136 (100.0%)	7 (5.1%)	129 (94.9%)
	津市消防本部	66 (100.0%)	22 (33.3%)	3 (4.5%)	2 (3.0%)	3 (4.5%)	36 (54.5%)	0 (0.0%)	66 (100.0%)	66 (100.0%)	16 (24.2%)	0 (0.0%)	0 (0.0%)	0 (0.0%)	24 (100.0%)	2 (8.3%)	22 (91.7%)	58 (100.0%)	14 (24.1%)	44 (75.9%)
	松阪地区広域消防組合消防本部	60 (100.0%)	2 (3.3%)	5 (8.3%)	1 (1.7%)	10 (16.7%)	42 (70.0%)	0 (0.0%)	60 (100.0%)	60 (100.0%)	0 (0.0%)	0 (0.0%)	0 (0.0%)	0 (0.0%)	2 (100.0%)	0 (0.0%)	2 (100.0%)	65 (100.0%)	7 (10.8%)	58 (89.2%)
	管内人口20万人未満消防本部	179 (100.0%)	9 (5.0%)	6 (3.4%)	19 (10.6%)	28 (15.6%)	116 (64.8%)	1 (0.6%)	179 (100.0%)	179 (100.0%)	142 (79.3%)	0 (0.0%)	0 (0.0%)	0 (0.0%)	11 (100.0%)	2 (18.2%)	9 (81.8%)	184 (100.0%)	14 (7.6%)	170 (92.4%)
滋賀県		415 (100.0%)	68 (16.4%)	80 (19.3%)	30 (7.2%)	48 (11.6%)	189 (45.5%)	0 (0.0%)	415 (100.0%)	394 (94.9%)	277 (70.3%)	20 (4.8%)	1 (0.2%)	0 (0.0%)	79 (100.0%)	11 (13.9%)	68 (86.1%)	410 (100.0%)	63 (15.4%)	347 (84.6%)
	大津市消防局	1 (100.0%)	1 (100.0%)	0 (0.0%)	0 (0.0%)	0 (0.0%)	0 (0.0%)	0 (0.0%)	1 (100.0%)	1 (100.0%)	1 (100.0%)	0 (0.0%)	0 (0.0%)	0 (0.0%)	4 (100.0%)	3 (75.0%)	1 (25.0%)	4 (100.0%)	4 (100.0%)	0 (0.0%)
	湖南広域消防局	74 (100.0%)	16 (21.6%)	40 (54.1%)	9 (12.2%)	6 (8.1%)	3 (4.1%)	0 (0.0%)	74 (100.0%)	54 (73.0%)	54 (100.0%)	19 (25.7%)	1 (1.4%)	0 (0.0%)	22 (100.0%)	6 (27.3%)	16 (72.7%)	89 (100.0%)	31 (34.8%)	58 (65.2%)
	東近江行政組合消防本部	30 (100.0%)	18 (60.0%)	3 (10.0%)	2 (6.7%)	4 (13.3%)	3 (10.0%)	0 (0.0%)	30 (100.0%)	29 (96.7%)	29 (100.0%)	1 (3.3%)	0 (0.0%)	0 (0.0%)	19 (100.0%)	1 (5.3%)	18 (94.7%)	20 (100.0%)	8 (40.0%)	12 (60.0%)
	管内人口20万人未満消防本部	310 (100.0%)	33 (10.6%)	37 (11.9%)	19 (6.1%)	38 (12.3%)	183 (59.0%)	0 (0.0%)	310 (100.0%)	310 (100.0%)	193 (62.3%)	0 (0.0%)	0 (0.0%)	0 (0.0%)	34 (100.0%)	1 (2.9%)	33 (97.1%)	297 (100.0%)	20 (6.7%)	277 (93.3%)
京都府		337 (100.0%)	39 (11.6%)	48 (14.2%)	28 (8.3%)	45 (13.4%)	173 (51.3%)	4 (1.2%)	337 (100.0%)	271 (80.4%)	184 (67.9%)	66 (19.6%)	0 (0.0%)	0 (0.0%)	45 (100.0%)	6 (13.3%)	39 (86.7%)	381 (100.0%)	83 (21.8%)	298 (78.2%)
	京都市消防局	181 (100.0%)	20 (11.0%)	38 (21.0%)	15 (8.3%)	21 (11.6%)	87 (48.1%)	0 (0.0%)	181 (100.0%)	131 (72.4%)	113 (86.3%)	50 (27.6%)	0 (0.0%)	0 (0.0%)	21 (100.0%)	1 (4.8%)	20 (95.2%)	201 (100.0%)	40 (19.9%)	161 (80.1%)
	管内人口20万人未満消防本部	156 (100.0%)	19 (12.2%)	10 (6.4%)	13 (8.3%)	24 (15.4%)	86 (55.1%)	4 (2.6%)	156 (100.0%)	140 (89.7%)	71 (50.7%)	16 (10.3%)	0 (0.0%)	0 (0.0%)	24 (100.0%)	5 (20.8%)	19 (79.2%)	180 (100.0%)	43 (23.9%)	137 (76.1%)
大阪府		3,090 (100.0%)	173 (5.6%)	238 (7.7%)	257 (8.3%)	433 (14.0%)	1,982 (64.1%)	7 (0.2%)	3,090 (100.0%)	3,085 (99.8%)	1,759 (57.0%)	4 (0.1%)	1 (0.0%)	0 (0.0%)	211 (100.0%)	38 (18.0%)	173 (82.0%)	3,172 (100.0%)	255 (8.0%)	2,917 (92.0%)
	大阪市消防局	492 (100.0%)	87 (17.7%)	106 (21.5%)	53 (10.8%)	83 (16.9%)	163 (33.1%)	0 (0.0%)	492 (100.0%)	492 (100.0%)	0 (0.0%)	0 (0.0%)	0 (0.0%)	0 (0.0%)	105 (100.0%)	18 (17.1%)	87 (82.9%)	480 (100.0%)	75 (15.6%)	405 (84.4%)
	堺市消防局	156 (100.0%)	4 (2.6%)	20 (12.8%)	48 (30.8%)	72 (46.2%)	12 (7.7%)	0 (0.0%)	156 (100.0%)	152 (97.4%)	152 (100.0%)	4 (2.6%)	0 (0.0%)	0 (0.0%)	5 (100.0%)	1 (20.0%)	4 (80.0%)	155 (100.0%)	3 (1.9%)	152 (98.1%)
	豊中市消防局	11 (100.0%)	1 (9.1%)	7 (63.6%)	3 (27.3%)	0 (0.0%)	0 (0.0%)	0 (0.0%)	11 (100.0%)	11 (100.0%)	11 (100.0%)	0 (0.0%)	0 (0.0%)	0 (0.0%)	1 (100.0%)	0 (0.0%)	1 (100.0%)	13 (100.0%)	3 (23.1%)	10 (76.9%)
	吹田市消防本部	7 (100.0%)	4 (57.1%)	1 (14.3%)	2 (28.6%)	0 (0.0%)	0 (0.0%)	0 (0.0%)	7 (100.0%)	7 (100.0%)	7 (100.0%)	0 (0.0%)	0 (0.0%)	0 (0.0%)	4 (100.0%)	0 (0.0%)	4 (100.0%)	12 (100.0%)	9 (75.0%)	3 (25.0%)
	高槻市消防本部	9 (100.0%)	0 (0.0%)	0 (0.0%)	1 (11.1%)	1 (11.1%)	7 (77.8%)	0 (0.0%)	9 (100.0%)	8 (88.9%)	8 (100.0%)	0 (0.0%)	1 (11.1%)	0 (0.0%)	0 –	0 –	0 –	9 (100.0%)	0 (0.0%)	9 (100.0%)
	茨木市消防本部	6 (100.0%)	3 (50.0%)	3 (50.0%)	0 (0.0%)	0 (0.0%)	0 (0.0%)	0 (0.0%)	6 (100.0%)	6 (100.0%)	6 (100.0%)	0 (0.0%)	0 (0.0%)	0 (0.0%)	3 (100.0%)	0 (0.0%)	3 (100.0%)	12 (100.0%)	9 (75.0%)	3 (25.0%)
	八尾市消防本部	660 (100.0%)	10 (1.5%)	36 (5.5%)	34 (5.2%)	64 (9.7%)	516 (78.2%)	0 (0.0%)	660 (100.0%)	660 (100.0%)	0 (0.0%)	0 (0.0%)	0 (0.0%)	0 (0.0%)	10 (100.0%)	0 (0.0%)	10 (100.0%)	678 (100.0%)	28 (4.1%)	650 (95.9%)
	東大阪市消防局	948 (100.0%)	0 (0.0%)	5 (0.5%)	61 (6.4%)	118 (12.4%)	764 (80.6%)	0 (0.0%)	948 (100.0%)	948 (100.0%)	948 (100.0%)	0 (0.0%)	0 (0.0%)	0 (0.0%)	0 –	0 –	0 –	1,021 (100.0%)	73 (7.1%)	948 (92.9%)
	守口市門真市消防組合消防本部	162 (100.0%)	3 (1.9%)	2 (1.2%)	8 (4.9%)	12 (7.4%)	136 (84.0%)	1 (0.6%)	162 (100.0%)	162 (100.0%)	162 (100.0%)	0 (0.0%)	0 (0.0%)	0 (0.0%)	3 (100.0%)	0 (0.0%)	3 (100.0%)	168 (100.0%)	9 (5.4%)	159 (94.6%)
	枚方寝屋川消防組合消防本部	63 (100.0%)	2 (3.2%)	4 (6.3%)	2 (3.2%)	12 (19.0%)	43 (68.3%)	0 (0.0%)	63 (100.0%)	63 (100.0%)	3 (4.8%)	0 (0.0%)	0 (0.0%)	0 (0.0%)	5 (100.0%)	3 (60.0%)	2 (40.0%)	72 (100.0%)	11 (15.3%)	61 (84.7%)
	柏原羽曳野藤井寺消防組合消防本部	55 (100.0%)	14 (25.5%)	1 (1.8%)	4 (7.3%)	16 (29.1%)	20 (36.4%)	0 (0.0%)	55 (100.0%)	55 (100.0%)	55 (100.0%)	0 (0.0%)	0 (0.0%)	0 (0.0%)	15 (100.0%)	1 (6.7%)	14 (93.3%)	43 (100.0%)	2 (4.7%)	41 (95.3%)

重大違反対象物※1の状況※2（非特定防火対象物※3・防火対象物別）

都道府県名	消防本部名	重大違反対象物数※4	違反覚知からの経過年数 ※5						（参考）是正指導・是正措置の状況等						（参考）重大違反対象物の是正状況等					
			1年未満	1年以上3年未満	3年以上5年未満	5年以上10年未満	10年以上	不明※8	是正指導・是正措置中の対象物数	警告前段の行政指導実施中の対象物数	改修期限を定めている対象物数	警告対象物数	命令対象物数	告発対象物数	新規※6	是正	継続	前回調査※7	是正	継続
		A(O+R)	B(B/A)	C(C/A)	D(D/A)	E(E/A)	F(F/A)	G(G/A)	H(H/A)	I(I/H)	J(J/I)	K(K/A)	L(L/A)	M(L/A)	N(O+P)	O(O/N)	P(P/N)	Q(R+S)	R(R/Q)	S(S/Q)
	泉州南広域消防本部	212 (100.0%)	2 (0.9%)	1 (0.5%)	3 (1.4%)	29 (13.7%)	177 (83.5%)	0 (0.0%)	212 (100.0%)	212 (100.0%)	212 (100.0%)	0 (0.0%)	0 (0.0%)	0 (0.0%)	4 (100.0%)	2 (50.0%)	2 (50.0%)	223 (100.0%)	13 (5.8%)	210 (94.2%)
	管内人口20万人未満消防本部	309 (100.0%)	43 (13.9%)	52 (16.8%)	38 (12.3%)	26 (8.4%)	144 (46.6%)	6 (1.9%)	309 (100.0%)	309 (100.0%)	195 (63.1%)	0 (0.0%)	0 (0.0%)	0 (0.0%)	56 (100.0%)	13 (23.2%)	43 (76.8%)	286 (100.0%)	20 (7.0%)	266 (93.0%)
兵庫県		406 (100.0%)	68 (16.7%)	53 (13.1%)	24 (5.9%)	28 (6.9%)	230 (56.7%)	3 (0.7%)	406 (100.0%)	396 (97.5%)	359 (90.7%)	9 (2.2%)	1 (0.2%)	0 (0.0%)	93 (100.0%)	25 (26.9%)	68 (73.1%)	402 (100.0%)	64 (15.9%)	338 (84.1%)
	神戸市消防局	14 (100.0%)	10 (71.4%)	4 (28.6%)	0 (0.0%)	0 (0.0%)	0 (0.0%)	0 (0.0%)	14 (100.0%)	11 (78.6%)	11 (100.0%)	3 (21.4%)	0 (0.0%)	0 (0.0%)	12 (100.0%)	2 (16.7%)	10 (83.3%)	5 (100.0%)	1 (20.0%)	4 (80.0%)
	姫路市消防局	74 (100.0%)	25 (33.8%)	15 (20.3%)	2 (2.7%)	3 (4.1%)	26 (35.1%)	3 (4.1%)	74 (100.0%)	72 (97.3%)	45 (62.5%)	2 (2.7%)	0 (0.0%)	0 (0.0%)	31 (100.0%)	6 (19.4%)	25 (80.6%)	71 (100.0%)	22 (31.0%)	49 (69.0%)
	尼崎市消防局	34 (100.0%)	16 (47.1%)	6 (17.6%)	10 (29.4%)	2 (5.9%)	0 (0.0%)	0 (0.0%)	34 (100.0%)	29 (85.3%)	29 (100.0%)	4 (11.8%)	1 (2.9%)	0 (0.0%)	29 (100.0%)	13 (44.8%)	16 (55.2%)	24 (100.0%)	6 (25.0%)	18 (75.0%)
	明石市消防局	2 (100.0%)	1 (50.0%)	0 (0.0%)	1 (50.0%)	0 (0.0%)	0 (0.0%)	0 (0.0%)	2 (100.0%)	2 (100.0%)	2 (100.0%)	0 (0.0%)	0 (0.0%)	0 (0.0%)	2 (100.0%)	1 (50.0%)	1 (50.0%)	7 (100.0%)	6 (85.7%)	1 (14.3%)
	西宮市消防局	0 –	0 –	0 –	0 –	0 –	0 –	0 –	0 –	0 –	0 –	0 –	0 –	0 –	0 –	0 –	0 –	0 –	0 –	0 –
	加古川市消防本部	7 (100.0%)	0 (0.0%)	0 (0.0%)	3 (42.9%)	4 (57.1%)	0 (0.0%)	0 (0.0%)	7 (100.0%)	7 (100.0%)	7 (100.0%)	0 (0.0%)	0 (0.0%)	0 (0.0%)	–	0 –	0 –	10 (100.0%)	3 (30.0%)	7 (70.0%)
	宝塚市消防本部	0 –	0 –	0 –	0 –	0 –	0 –	0 –	0 –	0 –	0 –	0 –	0 –	0 –	0 –	0 –	0 –	0 –	0 –	0 –
	管内人口20万人未満消防本部	275 (100.0%)	16 (5.8%)	28 (10.2%)	8 (2.9%)	19 (6.9%)	204 (74.2%)	0 (0.0%)	275 (100.0%)	275 (100.0%)	265 (96.4%)	0 (0.0%)	0 (0.0%)	0 (0.0%)	19 (100.0%)	3 (15.8%)	16 (84.2%)	285 (100.0%)	26 (9.1%)	259 (90.9%)
奈良県		149 (100.0%)	8 (5.4%)	16 (10.7%)	24 (16.1%)	24 (16.1%)	77 (51.7%)	0 (0.0%)	149 (100.0%)	139 (93.3%)	130 (93.5%)	8 (5.4%)	2 (1.3%)	0 (0.0%)	21 (100.0%)	13 (61.9%)	8 (38.1%)	232 (100.0%)	91 (39.2%)	141 (60.8%)
	奈良市消防局	50 (100.0%)	1 (2.0%)	9 (18.0%)	3 (6.0%)	14 (28.0%)	23 (46.0%)	0 (0.0%)	50 (100.0%)	47 (94.0%)	47 (100.0%)	1 (2.0%)	2 (4.0%)	0 (0.0%)	1 (100.0%)	0 (0.0%)	1 (100.0%)	64 (100.0%)	15 (23.4%)	49 (76.6%)
	奈良県広域消防組合消防本部	93 (100.0%)	6 (6.5%)	7 (7.5%)	20 (21.5%)	8 (8.6%)	52 (55.9%)	0 (0.0%)	93 (100.0%)	88 (94.6%)	83 (94.3%)	5 (5.4%)	0 (0.0%)	0 (0.0%)	18 (100.0%)	12 (66.7%)	6 (33.3%)	163 (100.0%)	76 (46.6%)	87 (53.4%)
	管内人口20万人未満消防本部	6 (100.0%)	1 (16.7%)	0 (0.0%)	1 (16.7%)	2 (33.3%)	2 (33.3%)	0 (0.0%)	6 (100.0%)	4 (66.7%)	0 (0.0%)	2 (33.3%)	0 (0.0%)	0 (0.0%)	2 (100.0%)	1 (50.0%)	1 (50.0%)	5 (100.0%)	0 (0.0%)	5 (100.0%)
和歌山県		158 (100.0%)	7 (4.4%)	15 (9.5%)	72 (45.6%)	17 (10.8%)	47 (29.7%)	0 (0.0%)	158 (100.0%)	158 (100.0%)	157 (99.4%)	0 (0.0%)	0 (0.0%)	0 (0.0%)	9 (100.0%)	2 (22.2%)	7 (77.8%)	167 (100.0%)	16 (9.6%)	151 (90.4%)
	和歌山市消防局	14 (100.0%)	0 (0.0%)	0 (0.0%)	0 (0.0%)	2 (14.3%)	12 (85.7%)	0 (0.0%)	14 (100.0%)	14 (100.0%)	14 (100.0%)	0 (0.0%)	0 (0.0%)	0 (0.0%)	–	0 –	0 –	14 (100.0%)	0 (0.0%)	14 (100.0%)
	管内人口20万人未満消防本部	144 (100.0%)	7 (4.9%)	15 (10.4%)	72 (50.0%)	15 (10.4%)	35 (24.3%)	0 (0.0%)	144 (100.0%)	144 (100.0%)	143 (99.3%)	0 (0.0%)	0 (0.0%)	0 (0.0%)	9 (100.0%)	2 (22.2%)	7 (77.8%)	153 (100.0%)	16 (10.5%)	137 (89.5%)
鳥取県		98 (100.0%)	7 (7.1%)	5 (5.1%)	8 (8.2%)	35 (35.7%)	43 (43.9%)	0 (0.0%)	98 (100.0%)	95 (96.9%)	94 (98.9%)	3 (3.1%)	0 (0.0%)	0 (0.0%)	8 (100.0%)	1 (12.5%)	7 (87.5%)	108 (100.0%)	17 (15.7%)	91 (84.3%)
	鳥取県東部広域行政管理組合消防局	30 (100.0%)	5 (16.7%)	2 (6.7%)	5 (16.7%)	13 (43.3%)	5 (16.7%)	0 (0.0%)	30 (100.0%)	30 (100.0%)	30 (100.0%)	0 (0.0%)	0 (0.0%)	0 (0.0%)	5 (100.0%)	0 (0.0%)	5 (100.0%)	33 (100.0%)	8 (24.2%)	25 (75.8%)
	鳥取県西部広域行政管理組合消防局	59 (100.0%)	1 (1.7%)	1 (1.7%)	2 (3.4%)	22 (37.3%)	33 (55.9%)	0 (0.0%)	59 (100.0%)	58 (98.3%)	57 (98.3%)	1 (1.7%)	0 (0.0%)	0 (0.0%)	2 (100.0%)	1 (50.0%)	1 (50.0%)	63 (100.0%)	5 (7.9%)	58 (92.1%)
	管内人口20万人未満消防本部	9 (100.0%)	1 (11.1%)	2 (22.2%)	1 (11.1%)	0 (0.0%)	5 (55.6%)	0 (0.0%)	9 (100.0%)	7 (77.8%)	7 (100.0%)	2 (22.2%)	0 (0.0%)	0 (0.0%)	1 (100.0%)	0 (0.0%)	1 (100.0%)	12 (100.0%)	4 (33.3%)	8 (66.7%)
島根県		45 (100.0%)	32 (71.1%)	5 (11.1%)	1 (2.2%)	1 (2.2%)	6 (13.3%)	0 (0.0%)	45 (100.0%)	45 (100.0%)	41 (91.1%)	0 (0.0%)	0 (0.0%)	0 (0.0%)	39 (100.0%)	7 (17.9%)	32 (82.1%)	25 (100.0%)	12 (48.0%)	13 (52.0%)
	松江市消防本部	9 (100.0%)	9 (100.0%)	0 (0.0%)	0 (0.0%)	0 (0.0%)	0 (0.0%)	0 (0.0%)	9 (100.0%)	9 (100.0%)	9 (100.0%)	0 (0.0%)	0 (0.0%)	0 (0.0%)	13 (100.0%)	4 (30.8%)	9 (69.2%)	1 (100.0%)	1 (100.0%)	0 (0.0%)
	管内人口20万人未満消防本部	36 (100.0%)	23 (63.9%)	5 (13.9%)	1 (2.8%)	1 (2.8%)	6 (16.7%)	0 (0.0%)	36 (100.0%)	36 (100.0%)	32 (88.9%)	0 (0.0%)	0 (0.0%)	0 (0.0%)	26 (100.0%)	3 (11.5%)	23 (88.5%)	24 (100.0%)	11 (45.8%)	13 (54.2%)
岡山県		262 (100.0%)	49 (18.7%)	15 (5.7%)	32 (12.2%)	54 (20.6%)	112 (42.7%)	0 (0.0%)	262 (100.0%)	259 (98.9%)	157 (60.6%)	1 (0.4%)	2 (0.8%)	0 (0.0%)	73 (100.0%)	24 (32.9%)	49 (67.1%)	381 (100.0%)	168 (44.1%)	213 (55.9%)
	岡山市消防局	14 (100.0%)	13 (92.9%)	0 (0.0%)	1 (7.1%)	0 (0.0%)	0 (0.0%)	0 (0.0%)	14 (100.0%)	11 (78.6%)	11 (100.0%)	1 (7.1%)	2 (14.3%)	0 (0.0%)	35 (100.0%)	22 (62.9%)	13 (37.1%)	64 (100.0%)	63 (98.4%)	1 (1.6%)
	倉敷市消防局	69 (100.0%)	6 (8.7%)	7 (10.1%)	7 (10.1%)	5 (7.2%)	44 (63.8%)	0 (0.0%)	69 (100.0%)	69 (100.0%)	0 (0.0%)	0 (0.0%)	0 (0.0%)	0 (0.0%)	6 (100.0%)	0 (0.0%)	6 (100.0%)	159 (100.0%)	96 (60.4%)	63 (39.6%)
	管内人口20万人未満消防本部	179 (100.0%)	30 (16.8%)	8 (4.5%)	24 (13.4%)	49 (27.4%)	68 (38.0%)	0 (0.0%)	179 (100.0%)	179 (100.0%)	146 (81.6%)	0 (0.0%)	0 (0.0%)	0 (0.0%)	32 (100.0%)	2 (6.3%)	30 (93.8%)	158 (100.0%)	9 (5.7%)	149 (94.3%)
広島県		462 (100.0%)	77 (16.7%)	48 (10.4%)	27 (5.8%)	72 (15.6%)	237 (51.3%)	1 (0.2%)	462 (100.0%)	450 (97.4%)	409 (90.9%)	12 (2.6%)	0 (0.0%)	0 (0.0%)	152 (100.0%)	75 (49.3%)	77 (50.7%)	531 (100.0%)	146 (27.5%)	385 (72.5%)
	広島市消防局	24 (100.0%)	1 (4.2%)	1 (4.2%)	5 (20.8%)	5 (20.8%)	12 (50.0%)	0 (0.0%)	24 (100.0%)	21 (87.5%)	20 (95.2%)	3 (12.5%)	0 (0.0%)	0 (0.0%)	10 (100.0%)	9 (90.0%)	1 (10.0%)	39 (100.0%)	16 (41.0%)	23 (59.0%)

重大違反対象物※1の状況※2（非特定防火対象物※3・防火対象物別）

都道府県名	消防本部名	重大違反対象物数※4	違反覚知からの経過年数 ※5						（参考）是正指導・是正措置の状況等						（参考）重大違反対象物の是正状況等					
			1年未満	1年以上3年未満	3年以上5年未満	5年以上10年未満	10年以上	不明※8	是正指導・是正措置中の対象物数	警告前段の行政指導実施中の対象物数	改修期限を定めている対象物数	警告対象物数	命令対象物数	告発対象物数	新規※6	是正	継続	前回調査※7	是正	継続
		A(O+R)	B(B/A)	C(C/A)	D(D/A)	E(E/A)	F(F/A)	G(G/A)	H(H/A)	I(I/H)	J(J/I)	K(K/A)	L(L/A)	M(L/A)	N(O+P)	O(O/N)	P(P/N)	Q(R+S)	R(R/Q)	S(S/Q)
	呉市消防局	140 (100.0%)	11 (7.9%)	23 (16.4%)	4 (2.9%)	12 (8.6%)	89 (63.6%)	1 (0.7%)	140 (100.0%)	140 (100.0%)	138 (98.6%)	0 (0.0%)	0 (0.0%)	0 (0.0%)	13 (100.0%)	2 (15.4%)	11 (84.6%)	140 (100.0%)	11 (7.9%)	129 (92.1%)
	東広島市消防局	92 (100.0%)	10 (10.9%)	9 (9.8%)	4 (4.3%)	23 (25.0%)	46 (50.0%)	0 (0.0%)	92 (100.0%)	92 (100.0%)	92 (100.0%)	0 (0.0%)	0 (0.0%)	0 (0.0%)	14 (100.0%)	4 (28.6%)	10 (71.4%)	119 (100.0%)	37 (31.1%)	82 (68.9%)
	福山地区消防組合消防局	38 (100.0%)	35 (92.1%)	0 (0.0%)	0 (0.0%)	2 (5.3%)	1 (2.6%)	0 (0.0%)	38 (100.0%)	30 (78.9%)	30 (100.0%)	8 (21.1%)	0 (0.0%)	0 (0.0%)	91 (100.0%)	56 (61.5%)	35 (38.5%)	30 (100.0%)	27 (90.0%)	3 (10.0%)
	管内人口20万人未満消防本部	168 (100.0%)	20 (11.9%)	15 (8.9%)	14 (8.3%)	30 (17.9%)	89 (53.0%)	0 (0.0%)	168 (100.0%)	167 (99.4%)	129 (77.2%)	1 (0.6%)	0 (0.0%)	0 (0.0%)	24 (100.0%)	4 (16.7%)	20 (83.3%)	203 (100.0%)	55 (27.1%)	148 (72.9%)
山口県		24 (100.0%)	4 (16.7%)	4 (16.7%)	6 (25.0%)	3 (12.5%)	7 (29.2%)	0 (0.0%)	24 (100.0%)	24 (100.0%)	16 (66.7%)	0 (0.0%)	0 (0.0%)	0 (0.0%)	6 (100.0%)	2 (33.3%)	4 (66.7%)	32 (100.0%)	12 (37.5%)	20 (62.5%)
	下関市消防局	0 –	0 –	0 –	0 –	0 –	0 –	0 –	0 –	0 –	0 –	0 –	0 –	0 –	0 –	0 –	0 –	0 –	0 –	0 –
	宇部・山陽小野田消防局	6 (100.0%)	1 (16.7%)	3 (50.0%)	1 (16.7%)	0 (0.0%)	1 (16.7%)	0 (0.0%)	6 (100.0%)	6 (100.0%)	6 (100.0%)	0 (0.0%)	0 (0.0%)	0 (0.0%)	1 (100.0%)	0 (0.0%)	1 (100.0%)	8 (100.0%)	3 (37.5%)	5 (62.5%)
	管内人口20万人未満消防本部	18 (100.0%)	3 (16.7%)	1 (5.6%)	5 (27.8%)	3 (16.7%)	6 (33.3%)	0 (0.0%)	18 (100.0%)	18 (100.0%)	10 (55.6%)	0 (0.0%)	0 (0.0%)	0 (0.0%)	5 (100.0%)	2 (40.0%)	3 (60.0%)	24 (100.0%)	9 (37.5%)	15 (62.5%)
徳島県		194 (100.0%)	7 (3.6%)	26 (13.4%)	18 (9.3%)	8 (4.1%)	135 (69.6%)	0 (0.0%)	194 (100.0%)	194 (100.0%)	167 (86.1%)	0 (0.0%)	0 (0.0%)	0 (0.0%)	7 (100.0%)	0 (0.0%)	7 (100.0%)	193 (100.0%)	6 (3.1%)	187 (96.9%)
	徳島市消防局	147 (100.0%)	6 (4.1%)	25 (17.0%)	12 (8.2%)	4 (2.7%)	100 (68.0%)	0 (0.0%)	147 (100.0%)	147 (100.0%)	147 (100.0%)	0 (0.0%)	0 (0.0%)	0 (0.0%)	6 (100.0%)	0 (0.0%)	6 (100.0%)	145 (100.0%)	4 (2.8%)	141 (97.2%)
	管内人口20万人未満消防本部	47 (100.0%)	1 (2.1%)	1 (2.1%)	6 (12.8%)	4 (8.5%)	35 (74.5%)	0 (0.0%)	47 (100.0%)	47 (100.0%)	20 (42.6%)	0 (0.0%)	0 (0.0%)	0 (0.0%)	1 (100.0%)	0 (0.0%)	1 (100.0%)	48 (100.0%)	2 (4.2%)	46 (95.8%)
香川県		400 (100.0%)	24 (6.0%)	61 (15.3%)	141 (35.3%)	52 (13.0%)	122 (30.5%)	0 (0.0%)	400 (100.0%)	400 (100.0%)	398 (99.5%)	0 (0.0%)	0 (0.0%)	0 (0.0%)	39 (100.0%)	15 (38.5%)	24 (61.5%)	417 (100.0%)	41 (9.8%)	376 (90.2%)
	高松市消防局	254 (100.0%)	24 (9.4%)	61 (24.0%)	132 (52.0%)	35 (13.8%)	2 (0.8%)	0 (0.0%)	254 (100.0%)	254 (100.0%)	254 (100.0%)	0 (0.0%)	0 (0.0%)	0 (0.0%)	39 (100.0%)	15 (38.5%)	24 (61.5%)	266 (100.0%)	36 (13.5%)	230 (86.5%)
	管内人口20万人未満消防本部	146 (100.0%)	0 (0.0%)	0 (0.0%)	9 (6.2%)	17 (11.6%)	120 (82.2%)	0 (0.0%)	146 (100.0%)	146 (100.0%)	144 (98.6%)	0 (0.0%)	0 (0.0%)	0 (0.0%)	0 –	0 –	0 –	151 (100.0%)	5 (3.3%)	146 (96.7%)
愛媛県		543 (100.0%)	36 (6.6%)	66 (12.2%)	39 (7.2%)	136 (25.0%)	260 (47.9%)	6 (1.1%)	543 (100.0%)	543 (100.0%)	124 (22.8%)	0 (0.0%)	0 (0.0%)	0 (0.0%)	41 (100.0%)	5 (12.2%)	36 (87.8%)	572 (100.0%)	65 (11.4%)	507 (88.6%)
	松山市消防局	94 (100.0%)	8 (8.5%)	12 (12.8%)	8 (8.5%)	13 (13.8%)	53 (56.4%)	0 (0.0%)	94 (100.0%)	94 (100.0%)	0 (0.0%)	0 (0.0%)	0 (0.0%)	0 (0.0%)	9 (100.0%)	1 (11.1%)	8 (88.9%)	137 (100.0%)	51 (37.2%)	86 (62.8%)
	管内人口20万人未満消防本部	449 (100.0%)	28 (6.2%)	54 (12.0%)	31 (6.9%)	123 (27.4%)	207 (46.1%)	6 (1.3%)	449 (100.0%)	449 (100.0%)	124 (27.6%)	0 (0.0%)	0 (0.0%)	0 (0.0%)	32 (100.0%)	4 (12.5%)	28 (87.5%)	435 (100.0%)	14 (3.2%)	421 (96.8%)
高知県		98 (100.0%)	39 (39.8%)	12 (12.2%)	3 (3.1%)	9 (9.2%)	35 (35.7%)	0 (0.0%)	98 (100.0%)	97 (99.0%)	97 (100.0%)	1 (1.0%)	0 (0.0%)	0 (0.0%)	42 (100.0%)	3 (7.1%)	39 (92.9%)	81 (100.0%)	22 (27.2%)	59 (72.8%)
	高知市消防局	70 (100.0%)	36 (51.4%)	6 (8.6%)	2 (2.9%)	4 (5.7%)	22 (31.4%)	0 (0.0%)	70 (100.0%)	69 (98.6%)	69 (100.0%)	1 (1.4%)	0 (0.0%)	0 (0.0%)	39 (100.0%)	3 (7.7%)	36 (92.3%)	52 (100.0%)	18 (34.6%)	34 (65.4%)
	管内人口20万人未満消防本部	28 (100.0%)	3 (10.7%)	6 (21.4%)	1 (3.6%)	5 (17.9%)	13 (46.4%)	0 (0.0%)	28 (100.0%)	28 (100.0%)	28 (100.0%)	0 (0.0%)	0 (0.0%)	0 (0.0%)	3 (100.0%)	0 (0.0%)	3 (100.0%)	29 (100.0%)	4 (13.8%)	25 (86.2%)
福岡県		410 (100.0%)	79 (19.3%)	51 (12.4%)	37 (9.0%)	46 (11.2%)	196 (47.8%)	1 (0.2%)	410 (100.0%)	405 (98.8%)	343 (84.7%)	4 (1.0%)	0 (0.0%)	1 (0.2%)	107 (100.0%)	28 (26.2%)	79 (73.8%)	423 (100.0%)	92 (21.7%)	331 (78.3%)
	北九州市消防局	48 (100.0%)	20 (41.7%)	7 (14.6%)	4 (8.3%)	12 (25.0%)	4 (8.3%)	1 (2.1%)	48 (100.0%)	47 (97.9%)	0 (0.0%)	1 (2.1%)	0 (0.0%)	0 (0.0%)	23 (100.0%)	3 (13.0%)	20 (87.0%)	43 (100.0%)	15 (34.9%)	28 (65.1%)
	福岡市消防局	5 (100.0%)	4 (80.0%)	1 (20.0%)	0 (0.0%)	0 (0.0%)	0 (0.0%)	0 (0.0%)	5 (100.0%)	2 (40.0%)	2 (100.0%)	2 (40.0%)	0 (0.0%)	1 (20.0%)	20 (100.0%)	16 (80.0%)	4 (20.0%)	10 (100.0%)	9 (90.0%)	1 (10.0%)
	春日・大野城・那珂川消防組合消防本部	5 (100.0%)	5 (100.0%)	0 (0.0%)	0 (0.0%)	0 (0.0%)	0 (0.0%)	0 (0.0%)	5 (100.0%)	5 (100.0%)	5 (100.0%)	0 (0.0%)	0 (0.0%)	0 (0.0%)	6 (100.0%)	1 (16.7%)	5 (83.3%)	1 (100.0%)	1 (100.0%)	0 (0.0%)
	久留米広域消防本部	204 (100.0%)	32 (15.7%)	28 (13.7%)	19 (9.3%)	15 (7.4%)	110 (53.9%)	0 (0.0%)	204 (100.0%)	204 (100.0%)	204 (100.0%)	0 (0.0%)	0 (0.0%)	0 (0.0%)	33 (100.0%)	1 (3.0%)	32 (97.0%)	195 (100.0%)	23 (11.8%)	172 (88.2%)
	粕屋南部消防組合消防本部	16 (100.0%)	1 (6.3%)	1 (6.3%)	0 (0.0%)	1 (6.3%)	13 (81.3%)	0 (0.0%)	16 (100.0%)	16 (100.0%)	8 (50.0%)	0 (0.0%)	0 (0.0%)	0 (0.0%)	1 (100.0%)	0 (0.0%)	1 (100.0%)	22 (100.0%)	7 (31.8%)	15 (68.2%)
	管内人口20万人未満消防本部	132 (100.0%)	17 (12.9%)	14 (10.6%)	14 (10.6%)	18 (13.6%)	69 (52.3%)	0 (0.0%)	132 (100.0%)	131 (99.2%)	124 (94.7%)	1 (0.8%)	0 (0.0%)	0 (0.0%)	24 (100.0%)	7 (29.2%)	17 (70.8%)	152 (100.0%)	37 (24.3%)	115 (75.7%)
佐賀県		92 (100.0%)	17 (18.5%)	11 (12.0%)	15 (16.3%)	6 (6.5%)	43 (46.7%)	0 (0.0%)	92 (100.0%)	87 (94.6%)	84 (96.6%)	4 (4.3%)	1 (1.1%)	0 (0.0%)	40 (100.0%)	23 (57.5%)	17 (42.5%)	113 (100.0%)	38 (33.6%)	75 (66.4%)
	佐賀広域消防局	14 (100.0%)	11 (78.6%)	2 (14.3%)	1 (7.1%)	0 (0.0%)	0 (0.0%)	0 (0.0%)	14 (100.0%)	13 (92.9%)	10 (76.9%)	1 (7.1%)	0 (0.0%)	0 (0.0%)	28 (100.0%)	17 (60.7%)	11 (39.3%)	17 (100.0%)	14 (82.4%)	3 (17.6%)
	管内人口20万人未満消防本部	78 (100.0%)	6 (7.7%)	9 (11.5%)	14 (17.9%)	6 (7.7%)	43 (55.1%)	0 (0.0%)	78 (100.0%)	74 (94.9%)	74 (100.0%)	3 (3.8%)	1 (1.3%)	0 (0.0%)	12 (100.0%)	6 (50.0%)	6 (50.0%)	96 (100.0%)	24 (25.0%)	72 (75.0%)
長崎県		65 (100.0%)	13 (20.0%)	3 (4.6%)	5 (7.7%)	8 (12.3%)	36 (55.4%)	0 (0.0%)	65 (100.0%)	65 (100.0%)	64 (98.5%)	0 (0.0%)	0 (0.0%)	0 (0.0%)	15 (100.0%)	2 (13.3%)	13 (86.7%)	68 (100.0%)	16 (23.5%)	52 (76.5%)

重大違反対象物※1の状況※2（非特定防火対象物※3・防火対象物別）

都道府県名	消防本部名	重大違反対象物数※4	違反覚知からの経過年数 ※5						（参考）是正指導・是正措置の状況等						（参考）重大違反対象物の是正状況等					
			1年未満	1年以上3年未満	3年以上5年未満	5年以上10年未満	10年以上	不明※8	是正指導・是正措置中の対象物数	警告前段の行政指導実施中の対象物数	改修期限を定めている対象物数	警告対象物数	命令対象物数	告発対象物数	新規※6	是正	継続	前回調査※7	是正	継続
		A(O+R)	B(B/A)	C(C/A)	D(D/A)	E(E/A)	F(F/A)	G(G/A)	H(H/A)	I(I/H)	J(J/I)	K(K/A)	L(L/A)	M(L/A)	N(O+P)	O(O/N)	P(P/N)	Q(R+S)	R(R/Q)	S(S/Q)
	長崎市消防局	4 (100.0%)	3 (75.0%)	0 (0.0%)	1 (25.0%)	0 (0.0%)	0 (0.0%)	0 (0.0%)	4 (100.0%)	4 (100.0%)	3 (75.0%)	0 (0.0%)	0 (0.0%)	0 (0.0%)	3 (100.0%)	0 (0.0%)	3 (100.0%)	5 (100.0%)	4 (80.0%)	1 (20.0%)
	佐世保市消防局	3 (100.0%)	2 (66.7%)	0 (0.0%)	1 (33.3%)	0 (0.0%)	0 (0.0%)	0 (0.0%)	3 (100.0%)	3 (100.0%)	3 (100.0%)	0 (0.0%)	0 (0.0%)	0 (0.0%)	4 (100.0%)	2 (50.0%)	2 (50.0%)	1 (100.0%)	0 (0.0%)	1 (100.0%)
	県央地域広域市町村圏組合消防本部	4 (100.0%)	1 (25.0%)	1 (25.0%)	0 (0.0%)	1 (25.0%)	1 (25.0%)	0 (0.0%)	4 (100.0%)	4 (100.0%)	4 (100.0%)	0 (0.0%)	0 (0.0%)	0 (0.0%)	1 (100.0%)	0 (0.0%)	1 (100.0%)	7 (100.0%)	4 (57.1%)	3 (42.9%)
	管内人口20万人未満消防本部	54 (100.0%)	7 (13.0%)	2 (3.7%)	3 (5.6%)	7 (13.0%)	35 (64.8%)	0 (0.0%)	54 (100.0%)	54 (100.0%)	54 (100.0%)	0 (0.0%)	0 (0.0%)	0 (0.0%)	7 (100.0%)	0 (0.0%)	7 (100.0%)	55 (100.0%)	8 (14.5%)	47 (85.5%)
熊本県		229 (100.0%)	33 (14.4%)	56 (24.5%)	10 (4.4%)	19 (8.3%)	111 (48.5%)	0 (0.0%)	229 (100.0%)	228 (99.6%)	152 (66.7%)	1 (0.4%)	0 (0.0%)	0 (0.0%)	45 (100.0%)	12 (26.7%)	33 (73.3%)	250 (100.0%)	54 (21.6%)	196 (78.4%)
	熊本市消防局	10 (100.0%)	7 (70.0%)	0 (0.0%)	3 (30.0%)	0 (0.0%)	0 (0.0%)	0 (0.0%)	10 (100.0%)	9 (90.0%)	9 (100.0%)	1 (10.0%)	0 (0.0%)	0 (0.0%)	12 (100.0%)	5 (41.7%)	7 (58.3%)	32 (100.0%)	29 (90.6%)	3 (9.4%)
	管内人口20万人未満消防本部	219 (100.0%)	26 (11.9%)	56 (25.6%)	7 (3.2%)	19 (8.7%)	111 (50.7%)	0 (0.0%)	219 (100.0%)	219 (100.0%)	143 (65.3%)	0 (0.0%)	0 (0.0%)	0 (0.0%)	33 (100.0%)	7 (21.2%)	26 (78.8%)	218 (100.0%)	25 (11.5%)	193 (88.5%)
大分県		17 (100.0%)	3 (17.6%)	0 (0.0%)	4 (23.5%)	2 (11.8%)	8 (47.1%)	0 (0.0%)	17 (100.0%)	17 (100.0%)	17 (100.0%)	0 (0.0%)	0 (0.0%)	0 (0.0%)	4 (100.0%)	1 (25.0%)	3 (75.0%)	19 (100.0%)	5 (26.3%)	14 (73.7%)
	大分市消防局	3 (100.0%)	1 (33.3%)	0 (0.0%)	0 (0.0%)	2 (66.7%)	0 (0.0%)	0 (0.0%)	3 (100.0%)	3 (100.0%)	3 (100.0%)	0 (0.0%)	0 (0.0%)	0 (0.0%)	1 (100.0%)	0 (0.0%)	1 (100.0%)	3 (100.0%)	1 (33.3%)	2 (66.7%)
	管内人口20万人未満消防本部	14 (100.0%)	2 (14.3%)	0 (0.0%)	4 (28.6%)	0 (0.0%)	8 (57.1%)	0 (0.0%)	14 (100.0%)	14 (100.0%)	14 (100.0%)	0 (0.0%)	0 (0.0%)	0 (0.0%)	3 (100.0%)	1 (33.3%)	2 (66.7%)	16 (100.0%)	4 (25.0%)	12 (75.0%)
宮崎県		169 (100.0%)	36 (21.3%)	22 (13.0%)	21 (12.4%)	7 (4.1%)	83 (49.1%)	0 (0.0%)	169 (100.0%)	169 (100.0%)	139 (82.2%)	0 (0.0%)	0 (0.0%)	0 (0.0%)	40 (100.0%)	4 (10.0%)	36 (90.0%)	163 (100.0%)	30 (18.4%)	133 (81.6%)
	宮崎市消防局	79 (100.0%)	17 (21.5%)	14 (17.7%)	11 (13.9%)	1 (1.3%)	36 (45.6%)	0 (0.0%)	79 (100.0%)	79 (100.0%)	79 (100.0%)	0 (0.0%)	0 (0.0%)	0 (0.0%)	20 (100.0%)	3 (15.0%)	17 (85.0%)	89 (100.0%)	27 (30.3%)	62 (69.7%)
	管内人口20万人未満消防本部	90 (100.0%)	19 (21.1%)	8 (8.9%)	10 (11.1%)	6 (6.7%)	47 (52.2%)	0 (0.0%)	90 (100.0%)	90 (100.0%)	60 (66.7%)	0 (0.0%)	0 (0.0%)	0 (0.0%)	20 (100.0%)	1 (5.0%)	19 (95.0%)	74 (100.0%)	3 (4.1%)	71 (95.9%)
鹿児島県		169 (100.0%)	22 (13.0%)	33 (19.5%)	8 (4.7%)	35 (20.7%)	71 (42.0%)	0 (0.0%)	169 (100.0%)	167 (98.8%)	156 (93.4%)	1 (0.6%)	1 (0.6%)	0 (0.0%)	24 (100.0%)	2 (8.3%)	22 (91.7%)	200 (100.0%)	53 (26.5%)	147 (73.5%)
	鹿児島市消防局	8 (100.0%)	2 (25.0%)	4 (50.0%)	0 (0.0%)	0 (0.0%)	2 (25.0%)	0 (0.0%)	8 (100.0%)	6 (75.0%)	6 (100.0%)	1 (12.5%)	1 (12.5%)	0 (0.0%)	2 (100.0%)	0 (0.0%)	2 (100.0%)	19 (100.0%)	13 (68.4%)	6 (31.6%)
	管内人口20万人未満消防本部	161 (100.0%)	20 (12.4%)	29 (18.0%)	8 (5.0%)	35 (21.7%)	69 (42.9%)	0 (0.0%)	161 (100.0%)	161 (100.0%)	150 (93.2%)	0 (0.0%)	0 (0.0%)	0 (0.0%)	22 (100.0%)	2 (9.1%)	20 (90.9%)	181 (100.0%)	40 (22.1%)	141 (77.9%)
沖縄県		23 (100.0%)	5 (21.7%)	14 (60.9%)	3 (13.0%)	0 (0.0%)	1 (4.3%)	0 (0.0%)	23 (100.0%)	12 (52.2%)	7 (58.3%)	9 (39.1%)	2 (8.7%)	0 (0.0%)	7 (100.0%)	2 (28.6%)	5 (71.4%)	30 (100.0%)	12 (40.0%)	18 (60.0%)
	那覇市消防局	9 (100.0%)	1 (11.1%)	5 (55.6%)	3 (33.3%)	0 (0.0%)	0 (0.0%)	0 (0.0%)	9 (100.0%)	3 (33.3%)	3 (100.0%)	6 (66.7%)	0 (0.0%)	0 (0.0%)	2 (100.0%)	1 (50.0%)	1 (50.0%)	13 (100.0%)	5 (38.5%)	8 (61.5%)
	管内人口20万人未満消防本部	14 (100.0%)	4 (28.6%)	9 (64.3%)	0 (0.0%)	0 (0.0%)	1 (7.1%)	0 (0.0%)	14 (100.0%)	9 (64.3%)	4 (44.4%)	3 (21.4%)	2 (14.3%)	0 (0.0%)	5 (100.0%)	1 (20.0%)	4 (80.0%)	17 (100.0%)	7 (41.2%)	10 (58.8%)
全国合計		15,506 (100.0%)	2,008 (12.9%)	2,118 (13.7%)	1,651 (10.6%)	2,261 (14.6%)	7,430 (47.9%)	38 (0.2%)	15,506 (100.0%)	14,964 (96.5%)	11,444 (76.5%)	463 (3.0%)	77 (0.5%)	2 (0.0%)	2,698 (100.0%)	690 (25.6%)	2,008 (74.4%)	17,281 (100.0%)	3,783 (21.9%)	13,498 (78.1%)

※1 「重大違反対象物」とは、消防法施行令（昭和36年政令第37号。以下「令」という。）別表第1に掲げる用途に供される防火対象物のうち、消防法（昭和23年法律第168号）第17条第1項の政令で定める技術上の基準又は同条第2項の規定に基づく条例で定める技術上の基準に従って屋内消火栓設備、スプリンクラー設備又は自動火災報知設備を設置しなければならないもので、次に掲げるものをいう。
（1）これらの消防用設備等のいずれかが設置されていないもの
（2）（1）以外のもので、これらの消防用設備等のいずれかが、当該消防用設備等の設置義務がある部分の床面積の過半にわたって未設置であるもの又は機能に重大な支障があるもの※
※「機能に重大な支障があるもの」とは、機能不良の程度が著しく、本来の機能が損なわれている状態にあるものをいう。
注）重大違反対象物に該当するか否かは、消防用設備等の設置単位ごとに、かつ、複合用途防火対象物の場合は、同一用途に供される部分ごとに判断。
※2 調査基準日は令和2年３月31日であるが、消防本部で運用している予防業務システムの仕様等により調査基準日での集計ができない場合は、消防本部が集計可能な調査基準日以前の任意の時点で集計。
※3 「非特定防火対象物」とは、令別表第１（１）項から（４）項まで、（５）項イ、（６）項、（９）項イ、（16項イ）、（16の２）項及び（16の３）項に掲げる防火対象物以外の防火対象物をいう。
※4 「重大違反対象物数」は、消防本部において覚知・集計している重大違反対象物の数である（立入検査の実施状況等により、覚知していないものが存在する場合がある。）。
※5 本調査は、令和2年３月31日を基準日とする。
※6 「新規」は、平成31年４月１日から令和2年３月31日までの期間に、消防本部において覚知・集計している重大違反対象物である。
※7 前回調査は、平成31年３月31日を基準日とする。
※8 回答要領に従い「不明」の旨回答があったもののほか、回答要領による回答がなく覚知年月日が不明であるものを含む。
※9 「是正」（新規欄）とは、平成31年４月１日から令和2年３月31日までの期間に、消防本部において覚知した重大違反対象物のうち、当該期間内において違反が是正されたものである。
※10「継続」（新規欄）とは、平成31年４月１日から令和2年３月31日までの期間に、消防本部において覚知した重大違反対象物のうち、違反状況が継続しているものをいう。
※11「是正」（前回調査欄）とは、平成31年３月31日以前に、消防本部において覚知した重大違反対象物のうち、平成31年４月１日から令和2年３月31日までの期間において違反が是正されたものである。
※12「継続」（前回調査欄）とは、平成31年３月31日以前に、消防本部において覚知した重大違反対象物のうち、違反状況が継続しているものをいう。

重大違反対象物※1の状況※2（非特定防火対象物※3・消防用設備等別）

都道府県名	消防本部名	消防用設備等区分	義務対象物数※4	重大違反対象物数※5	違反覚知からの経過年数 ※6						重大違反率（%）	（参考）是正指導・是正措置の状況等					
					1年未満	1年以上3年未満	3年以上5年未満	5年以上10年未満	10年以上	不明※7		是正指導・是正措置中の対象物数	警告前段の行政指導実施中の対象物数	改修期限を定めている対象物数	警告対象物数	命令対象物数	告発対象物数
			A	B(B/B)	C(C/B)	D(D/B)	E(E/B)	F(F/B)	G(G/B)	H(H/B)	I(B/A)	J(J/B)	K(K/J)	L(L/K)	M(M/B)	N(N/B)	O(O/B)
北海道		屋内消火栓設備	18,195	335 (100.0%)	35 (10.4%)	47 (14.0%)	46 (13.7%)	45 (13.4%)	162 (48.4%)	0 (0.0%)	1.84%	335 (100.0%)	325 (97.0%)	282 (86.8%)	10 (3.0%)	0 (0.0%)	0 (0.0%)
		スプリンクラー設備	1,896	5 (100.0%)	1 (20.0%)	1 (20.0%)	0 (0.0%)	2 (40.0%)	1 (20.0%)	0 (0.0%)	0.26%	5 (100.0%)	5 (100.0%)	5 (100.0%)	0 (0.0%)	0 (0.0%)	0 (0.0%)
		自動火災報知設備	80,396	379 (100.0%)	35 (9.2%)	53 (14.0%)	53 (14.0%)	62 (16.4%)	176 (46.4%)	0 (0.0%)	0.47%	379 (100.0%)	369 (97.4%)	324 (87.8%)	10 (2.6%)	0 (0.0%)	0 (0.0%)
	札幌市消防局	屋内消火栓設備	8,310	59 (100.0%)	11 (18.6%)	13 (22.0%)	13 (22.0%)	4 (6.8%)	18 (30.5%)	0 (0.0%)	0.71%	59 (100.0%)	56 (94.9%)	56 (100.0%)	3 (5.1%)	0 (0.0%)	0 (0.0%)
		スプリンクラー設備	1,710	1 (100.0%)	1 (100.0%)	0 (0.0%)	0 (0.0%)	0 (0.0%)	0 (0.0%)	0 (0.0%)	0.06%	1 (100.0%)	1 (100.0%)	1 (100.0%)	0 (0.0%)	0 (0.0%)	0 (0.0%)
		自動火災報知設備	42,138	48 (100.0%)	12 (25.0%)	8 (16.7%)	12 (25.0%)	5 (10.4%)	11 (22.9%)	0 (0.0%)	0.11%	48 (100.0%)	46 (95.8%)	46 (100.0%)	2 (4.2%)	0 (0.0%)	0 (0.0%)
	函館市消防本部	屋内消火栓設備	538	0 –	0 –	0 –	0 –	0 –	0 –	0 –	0.00%	0 –	0 –	0 –	0 –	0 –	0 –
		スプリンクラー設備	11	0 –	0 –	0 –	0 –	0 –	0 –	0 –	0.00%	0 –	0 –	0 –	0 –	0 –	0 –
		自動火災報知設備	2,267	0 –	0 –	0 –	0 –	0 –	0 –	0 –	0.00%	0 –	0 –	0 –	0 –	0 –	0 –
	とかち広域消防局	屋内消火栓設備	1,101	6 (100.0%)	2 (33.3%)	1 (16.7%)	1 (16.7%)	1 (16.7%)	1 (16.7%)	0 (0.0%)	0.54%	6 (100.0%)	6 (100.0%)	6 (100.0%)	0 (0.0%)	0 (0.0%)	0 (0.0%)
		スプリンクラー設備	9	0 –	0 –	0 –	0 –	0 –	0 –	0 –	0.00%	0 –	0 –	0 –	0 –	0 –	0 –
		自動火災報知設備	4,943	11 (100.0%)	2 (18.2%)	3 (27.3%)	2 (18.2%)	1 (9.1%)	3 (27.3%)	0 (0.0%)	0.22%	11 (100.0%)	11 (100.0%)	11 (100.0%)	0 (0.0%)	0 (0.0%)	0 (0.0%)
	旭川市消防本部	屋内消火栓設備	807	17 (100.0%)	0 (0.0%)	5 (29.4%)	2 (11.8%)	3 (17.6%)	7 (41.2%)	0 (0.0%)	2.11%	17 (100.0%)	16 (94.1%)	16 (100.0%)	1 (5.9%)	0 (0.0%)	0 (0.0%)
		スプリンクラー設備	38	0 –	0 –	0 –	0 –	0 –	0 –	0 –	0.00%	0 –	0 –	0 –	0 –	0 –	0 –
		自動火災報知設備	2,873	27 (100.0%)	0 (0.0%)	9 (33.3%)	2 (7.4%)	4 (14.8%)	12 (44.4%)	0 (0.0%)	0.94%	27 (100.0%)	26 (96.3%)	25 (96.2%)	1 (3.7%)	0 (0.0%)	0 (0.0%)
	管内人口20万人未満消防本部	屋内消火栓設備	7,439	253 (100.0%)	22 (8.7%)	28 (11.1%)	30 (11.9%)	37 (14.6%)	136 (53.8%)	0 (0.0%)	3.40%	253 (100.0%)	247 (97.6%)	204 (82.6%)	6 (2.4%)	0 (0.0%)	0 (0.0%)
		スプリンクラー設備	128	4 (100.0%)	0 (0.0%)	1 (25.0%)	0 (0.0%)	2 (50.0%)	1 (25.0%)	0 (0.0%)	3.13%	4 (100.0%)	4 (100.0%)	4 (100.0%)	0 (0.0%)	0 (0.0%)	0 (0.0%)
		自動火災報知設備	28,175	293 (100.0%)	21 (7.2%)	33 (11.3%)	37 (12.6%)	52 (17.7%)	150 (51.2%)	0 (0.0%)	1.04%	293 (100.0%)	286 (97.6%)	242 (84.6%)	7 (2.4%)	0 (0.0%)	0 (0.0%)
青森県		屋内消火栓設備	3,623	184 (100.0%)	31 (16.8%)	49 (26.6%)	34 (18.5%)	34 (18.5%)	36 (19.6%)	0 (0.0%)	5.08%	184 (100.0%)	164 (89.1%)	159 (97.0%)	20 (10.9%)	0 (0.0%)	0 (0.0%)
		スプリンクラー設備	35	0 –	0 –	0 –	0 –	0 –	0 –	0 –	0.00%	0 –	0 –	0 –	0 –	0 –	0 –
		自動火災報知設備	9,508	206 (100.0%)	26 (12.6%)	52 (25.2%)	47 (22.8%)	42 (20.4%)	39 (18.9%)	0 (0.0%)	2.17%	206 (100.0%)	185 (89.8%)	182 (98.4%)	20 (9.7%)	1 (0.5%)	0 (0.0%)
	青森地域広域事務組合消防本部	屋内消火栓設備	829	14 (100.0%)	9 (64.3%)	1 (7.1%)	0 (0.0%)	1 (7.1%)	3 (21.4%)	0 (0.0%)	1.69%	14 (100.0%)	11 (78.6%)	11 (100.0%)	3 (21.4%)	0 (0.0%)	0 (0.0%)
		スプリンクラー設備	24	0 –	0 –	0 –	0 –	0 –	0 –	0 –	0.00%	0 –	0 –	0 –	0 –	0 –	0 –
		自動火災報知設備	2,298	14 (100.0%)	7 (50.0%)	1 (7.1%)	1 (7.1%)	0 (0.0%)	5 (35.7%)	0 (0.0%)	0.61%	14 (100.0%)	9 (64.3%)	9 (100.0%)	5 (35.7%)	0 (0.0%)	0 (0.0%)
	弘前地区消防事務組合消防本部	屋内消火栓設備	747	37 (100.0%)	2 (5.4%)	11 (29.7%)	11 (29.7%)	9 (24.3%)	4 (10.8%)	0 (0.0%)	4.95%	37 (100.0%)	23 (62.2%)	23 (100.0%)	14 (37.8%)	0 (0.0%)	0 (0.0%)
		スプリンクラー設備	6	0 –	0 –	0 –	0 –	0 –	0 –	0 –	0.00%	0 –	0 –	0 –	0 –	0 –	0 –
		自動火災報知設備	1,831	32 (100.0%)	3 (9.4%)	7 (21.9%)	12 (37.5%)	10 (31.3%)	0 (0.0%)	0 (0.0%)	1.75%	32 (100.0%)	19 (59.4%)	19 (100.0%)	12 (37.5%)	1 (3.1%)	0 (0.0%)
	八戸地域広域市町村圏事務組消防本部	屋内消火栓設備	957	11 (100.0%)	0 (0.0%)	2 (18.2%)	0 (0.0%)	7 (63.6%)	2 (18.2%)	0 (0.0%)	1.15%	11 (100.0%)	11 (100.0%)	11 (100.0%)	0 (0.0%)	0 (0.0%)	0 (0.0%)
		スプリンクラー設備	3	0 –	0 –	0 –	0 –	0 –	0 –	0 –	0.00%	0 –	0 –	0 –	0 –	0 –	0 –
		自動火災報知設備	2,520	15 (100.0%)	3 (20.0%)	4 (26.7%)	0 (0.0%)	8 (53.3%)	0 (0.0%)	0 (0.0%)	0.60%	15 (100.0%)	15 (100.0%)	15 (100.0%)	0 (0.0%)	0 (0.0%)	0 (0.0%)
	管内人口20万人未満消防本部	屋内消火栓設備	1,090	122 (100.0%)	20 (16.4%)	35 (28.7%)	23 (18.9%)	17 (13.9%)	27 (22.1%)	0 (0.0%)	11.19%	122 (100.0%)	119 (97.5%)	114 (95.8%)	3 (2.5%)	0 (0.0%)	0 (0.0%)
		スプリンクラー設備	2	0 –	0 –	0 –	0 –	0 –	0 –	0 –	0.00%	0 –	0 –	0 –	0 –	0 –	0 –
		自動火災報知設備	2,859	145 (100.0%)	13 (9.0%)	40 (27.6%)	34 (23.4%)	24 (16.6%)	34 (23.4%)	0 (0.0%)	5.07%	145 (100.0%)	142 (97.9%)	139 (97.9%)	3 (2.1%)	0 (0.0%)	0 (0.0%)
岩手県		屋内消火栓設備	4,198	62 (100.0%)	9 (14.5%)	7 (11.3%)	4 (6.5%)	14 (22.6%)	28 (45.2%)	0 (0.0%)	1.48%	62 (100.0%)	62 (100.0%)	60 (96.8%)	0 (0.0%)	0 (0.0%)	0 (0.0%)
		スプリンクラー設備	67	0 –	0 –	0 –	0 –	0 –	0 –	0 –	0.00%	0 –	0 –	0 –	0 –	0 –	0 –
		自動火災報知設備	10,948	86 (100.0%)	10 (11.6%)	20 (23.3%)	5 (5.8%)	12 (14.0%)	39 (45.3%)	0 (0.0%)	0.79%	86 (100.0%)	86 (100.0%)	85 (98.8%)	0 (0.0%)	0 (0.0%)	0 (0.0%)

重大違反対象物※1の状況※2（非特定防火対象物※3・消防用設備等別）

都道府県名	消防本部名	消防用設備等区分	義務対象物数※4	重大違反対象物数※5	違反覚知からの経過年数 ※6						重大違反率（%）	（参考）是正指導・是正措置の状況等					
					1年未満	1年以上3年未満	3年以上5年未満	5年以上10年未満	10年以上	不明※7		是正指導・是正措置中の対象物数	警告前段の行政指導実施中の対象物数	改修期限を定めている対象物数	警告対象物数	命令対象物数	告発対象物数
			A	B(B/B)	C(C/B)	D(D/B)	E(E/B)	F(F/B)	G(G/B)	H(H/B)	I(B/A)	J(J/B)	K(K/J)	L(L/K)	M(M/B)	N(N/B)	O(O/B)
	盛岡地区広域消防組合消防本部	屋内消火栓設備	1,553	0	0	0	0	0	0	0	0.00%	0	0	0	0	0	0
		スプリンクラー設備	58	0	0	0	0	0	0	0	0.00%	0	0	0	0	0	0
		自動火災報知設備	4,025	8 (100.0%)	1 (12.5%)	7 (87.5%)	0 (0.0%)	0 (0.0%)	0 (0.0%)	0 (0.0%)	0.20%	8 (100.0%)	8 (100.0%)	8 (100.0%)	0 (0.0%)	0 (0.0%)	0 (0.0%)
	管内人口20万人未満消防本部	屋内消火栓設備	2,645	62 (100.0%)	9 (14.5%)	7 (11.3%)	4 (6.5%)	14 (22.6%)	28 (45.2%)	0 (0.0%)	2.34%	62 (100.0%)	62 (100.0%)	60 (96.8%)	0 (0.0%)	0 (0.0%)	0 (0.0%)
		スプリンクラー設備	9	0	0	0	0	0	0	0	0.00%	0	0	0	0	0	0
		自動火災報知設備	6,923	78 (100.0%)	9 (11.5%)	13 (16.7%)	5 (6.4%)	12 (15.4%)	39 (50.0%)	0 (0.0%)	1.13%	78 (100.0%)	78 (100.0%)	77 (98.7%)	0 (0.0%)	0 (0.0%)	0 (0.0%)
宮城県		屋内消火栓設備	7,252	77 (100.0%)	27 (35.1%)	11 (14.3%)	5 (6.5%)	6 (7.8%)	28 (36.4%)	0 (0.0%)	1.06%	77 (100.0%)	73 (94.8%)	65 (89.0%)	4 (5.2%)	0 (0.0%)	0 (0.0%)
		スプリンクラー設備	358	0	0	0	0	0	0	0	0.00%	0	0	0	0	0	0
		自動火災報知設備	20,497	101 (100.0%)	35 (34.7%)	8 (7.9%)	8 (7.9%)	9 (8.9%)	41 (40.6%)	0 (0.0%)	0.49%	101 (100.0%)	96 (95.0%)	88 (91.7%)	4 (4.0%)	1 (1.0%)	0 (0.0%)
	仙台市消防局	屋内消火栓設備	3,909	3 (100.0%)	3 (100.0%)	0 (0.0%)	0 (0.0%)	0 (0.0%)	0 (0.0%)	0 (0.0%)	0.08%	3 (100.0%)	2 (66.7%)	2 (100.0%)	1 (33.3%)	0 (0.0%)	0 (0.0%)
		スプリンクラー設備	335	0	0	0	0	0	0	0	0.00%	0	0	0	0	0	0
		自動火災報知設備	11,357	1 (100.0%)	1 (100.0%)	0 (0.0%)	0 (0.0%)	0 (0.0%)	0 (0.0%)	0 (0.0%)	0.01%	1 (100.0%)	1 (100.0%)	1 (100.0%)	0 (0.0%)	0 (0.0%)	0 (0.0%)
	管内人口20万人未満消防本部	屋内消火栓設備	3,343	74 (100.0%)	24 (32.4%)	11 (14.9%)	5 (6.8%)	6 (8.1%)	28 (37.8%)	0 (0.0%)	2.21%	74 (100.0%)	71 (95.9%)	63 (88.7%)	3 (4.1%)	0 (0.0%)	0 (0.0%)
		スプリンクラー設備	23	0	0	0	0	0	0	0	0.00%	0	0	0	0	0	0
		自動火災報知設備	9,140	100 (100.0%)	34 (34.0%)	8 (8.0%)	8 (8.0%)	9 (9.0%)	41 (41.0%)	0 (0.0%)	1.09%	100 (100.0%)	95 (95.0%)	87 (91.6%)	4 (4.0%)	1 (1.0%)	0 (0.0%)
秋田県		屋内消火栓設備	2,660	115 (100.0%)	28 (24.3%)	12 (10.4%)	5 (4.3%)	14 (12.2%)	56 (48.7%)	0 (0.0%)	4.32%	115 (100.0%)	106 (92.2%)	102 (96.2%)	9 (7.8%)	0 (0.0%)	0 (0.0%)
		スプリンクラー設備	36	0	0	0	0	0	0	0	0.00%	0	0	0	0	0	0
		自動火災報知設備	7,740	100 (100.0%)	15 (15.0%)	9 (9.0%)	4 (4.0%)	24 (24.0%)	48 (48.0%)	0 (0.0%)	1.29%	100 (100.0%)	90 (90.0%)	84 (93.3%)	10 (10.0%)	0 (0.0%)	0 (0.0%)
	秋田市消防本部	屋内消火栓設備	832	6 (100.0%)	3 (50.0%)	2 (33.3%)	0 (0.0%)	1 (16.7%)	0 (0.0%)	0 (0.0%)	0.72%	6 (100.0%)	6 (100.0%)	6 (100.0%)	0 (0.0%)	0 (0.0%)	0 (0.0%)
		スプリンクラー設備	35	0	0	0	0	0	0	0	0.00%	0	0	0	0	0	0
		自動火災報知設備	2,627	1 (100.0%)	0 (0.0%)	0 (0.0%)	0 (0.0%)	1 (100.0%)	0 (0.0%)	0 (0.0%)	0.04%	1 (100.0%)	1 (100.0%)	1 (100.0%)	0 (0.0%)	0 (0.0%)	0 (0.0%)
	管内人口20万人未満消防本部	屋内消火栓設備	1,828	109 (100.0%)	25 (22.9%)	10 (9.2%)	5 (4.6%)	13 (11.9%)	56 (51.4%)	0 (0.0%)	5.96%	109 (100.0%)	100 (91.7%)	96 (96.0%)	9 (8.3%)	0 (0.0%)	0 (0.0%)
		スプリンクラー設備	1	0	0	0	0	0	0	0	0.00%	0	0	0	0	0	0
		自動火災報知設備	5,113	99 (100.0%)	15 (15.2%)	9 (9.1%)	4 (4.0%)	23 (23.2%)	48 (48.5%)	0 (0.0%)	1.94%	99 (100.0%)	89 (89.9%)	83 (93.3%)	10 (10.1%)	0 (0.0%)	0 (0.0%)
山形県		屋内消火栓設備	3,119	37 (100.0%)	10 (27.0%)	11 (29.7%)	1 (2.7%)	4 (10.8%)	10 (27.0%)	1 (2.7%)	1.19%	37 (100.0%)	33 (89.2%)	33 (100.0%)	4 (10.8%)	0 (0.0%)	0 (0.0%)
		スプリンクラー設備	33	0	0	0	0	0	0	0	0.00%	0	0	0	0	0	0
		自動火災報知設備	9,346	28 (100.0%)	6 (21.4%)	12 (42.9%)	0 (0.0%)	3 (10.7%)	7 (25.0%)	0 (0.0%)	0.30%	28 (100.0%)	25 (89.3%)	25 (100.0%)	3 (10.7%)	0 (0.0%)	0 (0.0%)
	山形市消防本部	屋内消火栓設備	629	1 (100.0%)	1 (100.0%)	0 (0.0%)	0 (0.0%)	0 (0.0%)	0 (0.0%)	0 (0.0%)	0.16%	1 (100.0%)	0 (0.0%)	0	1 (100.0%)	0 (0.0%)	0 (0.0%)
		スプリンクラー設備	21	0	0	0	0	0	0	0	0.00%	0	0	0	0	0	0
		自動火災報知設備	2,396	0	0	0	0	0	0	0	0.00%	0	0	0	0	0	0
	管内人口20万人未満消防本部	屋内消火栓設備	2,490	36 (100.0%)	9 (25.0%)	11 (30.6%)	1 (2.8%)	4 (11.1%)	10 (27.8%)	1 (2.8%)	1.45%	36 (100.0%)	33 (91.7%)	33 (100.0%)	3 (8.3%)	0 (0.0%)	0 (0.0%)
		スプリンクラー設備	12	0	0	0	0	0	0	0	0.00%	0	0	0	0	0	0
		自動火災報知設備	6,950	28 (100.0%)	6 (21.4%)	12 (42.9%)	0 (0.0%)	3 (10.7%)	7 (25.0%)	0 (0.0%)	0.40%	28 (100.0%)	25 (89.3%)	25 (100.0%)	3 (10.7%)	0 (0.0%)	0 (0.0%)
福島県		屋内消火栓設備	5,074	151 (100.0%)	7 (4.6%)	19 (12.6%)	39 (25.8%)	6 (4.0%)	80 (53.0%)	0 (0.0%)	2.98%	151 (100.0%)	131 (86.8%)	97 (74.0%)	12 (7.9%)	8 (5.3%)	0 (0.0%)
		スプリンクラー設備	56	1 (100.0%)	0 (0.0%)	0 (0.0%)	0 (0.0%)	0 (0.0%)	1 (100.0%)	0 (0.0%)	1.79%	1 (100.0%)	1 (100.0%)	1 (100.0%)	0 (0.0%)	0 (0.0%)	0 (0.0%)
		自動火災報知設備	15,899	160 (100.0%)	10 (6.3%)	16 (10.0%)	34 (21.3%)	6 (3.8%)	94 (58.8%)	0 (0.0%)	1.01%	160 (100.0%)	141 (88.1%)	95 (67.4%)	10 (6.3%)	9 (5.6%)	0 (0.0%)

重大違反対象物※1の状況※2（非特定防火対象物※3・消防用設備等別）

都道府県名	消防本部名	消防用設備等区分	義務対象物数※4	重大違反対象物数※5	違反覚知からの経過年数 ※6						重大違反率（%）	（参考）是正指導・是正措置の状況等					
					1年未満	1年以上3年未満	3年以上5年未満	5年以上10年未満	10年以上	不明※7		是正指導・是正措置中の対象物数	警告前段の行政指導実施中の対象物数	改修期限を定めている対象物数	警告対象物数	命令対象物数	告発対象物数
			A	B(B/B)	C(C/B)	D(D/B)	E(E/B)	F(F/B)	G(G/B)	H(H/B)	I(B/A)	J(J/B)	K(K/J)	L(L/K)	M(M/B)	N(N/B)	O(O/B)
	福島市消防本部	屋内消火栓設備	672	15 (100.0%)	0 (0.0%)	1 (6.7%)	6 (40.0%)	1 (6.7%)	7 (46.7%)	0 (0.0%)	2.23%	15 (100.0%)	15 (100.0%)	15 (100.0%)	0 (0.0%)	0 (0.0%)	0 (0.0%)
		スプリンクラー設備	12	0	0	0	0	0	0	0	0.00%	0	0	0	0	0	0
		自動火災報知設備	1,928	11 (100.0%)	0 (0.0%)	1 (9.1%)	6 (54.5%)	0 (0.0%)	4 (36.4%)	0 (0.0%)	0.57%	11 (100.0%)	11 (100.0%)	11 (100.0%)	0 (0.0%)	0 (0.0%)	0 (0.0%)
	いわき市消防本部	屋内消火栓設備	732	20 (100.0%)	1 (5.0%)	2 (10.0%)	0 (0.0%)	0 (0.0%)	17 (85.0%)	0 (0.0%)	2.73%	20 (100.0%)	20 (100.0%)	20 (100.0%)	0 (0.0%)	0 (0.0%)	0 (0.0%)
		スプリンクラー設備	17	1 (100.0%)	0 (0.0%)	0 (0.0%)	0 (0.0%)	0 (0.0%)	1 (100.0%)	0 (0.0%)	5.88%	1 (100.0%)	1 (100.0%)	1 (100.0%)	0 (0.0%)	0 (0.0%)	0 (0.0%)
		自動火災報知設備	2,595	26 (100.0%)	0 (0.0%)	4 (15.4%)	1 (3.8%)	0 (0.0%)	21 (80.8%)	0 (0.0%)	1.00%	26 (100.0%)	25 (96.2%)	25 (100.0%)	1 (3.8%)	0 (0.0%)	0 (0.0%)
	郡山地方広域消防組合消防本部	屋内消火栓設備	914	38 (100.0%)	2 (5.3%)	1 (2.6%)	6 (15.8%)	2 (5.3%)	27 (71.1%)	0 (0.0%)	4.16%	38 (100.0%)	22 (57.9%)	5 (22.7%)	8 (21.1%)	8 (21.1%)	0 (0.0%)
		スプリンクラー設備	19	0	0	0	0	0	0	0	0.00%	0	0	0	0	0	0
		自動火災報知設備	2,907	35 (100.0%)	2 (5.7%)	0 (0.0%)	3 (8.6%)	1 (2.9%)	29 (82.9%)	0 (0.0%)	1.20%	35 (100.0%)	21 (60.0%)	3 (14.3%)	5 (14.3%)	9 (25.7%)	0 (0.0%)
	管内人口20万人未満消防本部	屋内消火栓設備	2,756	78 (100.0%)	4 (5.1%)	15 (19.2%)	27 (34.6%)	3 (3.8%)	29 (37.2%)	0 (0.0%)	2.83%	78 (100.0%)	74 (94.9%)	57 (77.0%)	4 (5.1%)	0 (0.0%)	0 (0.0%)
		スプリンクラー設備	8	0	0	0	0	0	0	0	0.00%	0	0	0	0	0	0
		自動火災報知設備	8,469	88 (100.0%)	8 (9.1%)	11 (12.5%)	24 (27.3%)	5 (5.7%)	40 (45.5%)	0 (0.0%)	1.04%	88 (100.0%)	84 (95.5%)	56 (66.7%)	4 (4.5%)	0 (0.0%)	0 (0.0%)
茨城県		屋内消火栓設備	8,136	320 (100.0%)	49 (15.3%)	54 (16.9%)	23 (7.2%)	45 (14.1%)	149 (46.6%)	0 (0.0%)	3.93%	320 (100.0%)	296 (92.5%)	275 (92.9%)	18 (5.6%)	5 (1.6%)	1 (0.3%)
		スプリンクラー設備	186	1 (100.0%)	0 (0.0%)	0 (0.0%)	0 (0.0%)	1 (100.0%)	0 (0.0%)	0 (0.0%)	0.54%	1 (100.0%)	1 (100.0%)	0 (0.0%)	0 (0.0%)	0 (0.0%)	0 (0.0%)
		自動火災報知設備	25,246	376 (100.0%)	46 (12.2%)	49 (13.0%)	34 (9.0%)	46 (12.2%)	201 (53.5%)	0 (0.0%)	1.49%	376 (100.0%)	364 (96.8%)	332 (91.2%)	8 (2.1%)	4 (1.1%)	0 (0.0%)
	水戸市消防本部	屋内消火栓設備	340	2 (100.0%)	0 (0.0%)	0 (0.0%)	0 (0.0%)	0 (0.0%)	2 (100.0%)	0 (0.0%)	0.59%	2 (100.0%)	2 (100.0%)	2 (100.0%)	0 (0.0%)	0 (0.0%)	0 (0.0%)
		スプリンクラー設備	62	0	0	0	0	0	0	0	0.00%	0	0	0	0	0	0
		自動火災報知設備	1,932	3 (100.0%)	1 (33.3%)	1 (33.3%)	0 (0.0%)	0 (0.0%)	1 (33.3%)	0 (0.0%)	0.16%	3 (100.0%)	3 (100.0%)	3 (100.0%)	0 (0.0%)	0 (0.0%)	0 (0.0%)
	つくば市消防本部	屋内消火栓設備	1,011	24 (100.0%)	0 (0.0%)	7 (29.2%)	2 (8.3%)	8 (33.3%)	7 (29.2%)	0 (0.0%)	2.37%	24 (100.0%)	12 (50.0%)	12 (100.0%)	9 (37.5%)	3 (12.5%)	0 (0.0%)
		スプリンクラー設備	23	0	0	0	0	0	0	0	0.00%	0	0	0	0	0	0
		自動火災報知設備	3,132	13 (100.0%)	1 (7.7%)	3 (23.1%)	0 (0.0%)	7 (53.8%)	2 (15.4%)	0 (0.0%)	0.42%	13 (100.0%)	8 (61.5%)	8 (100.0%)	2 (15.4%)	3 (23.1%)	0 (0.0%)
	茨城西南地方広域市町村圏事務組合消防本部	屋内消火栓設備	924	25 (100.0%)	1 (4.0%)	0 (0.0%)	2 (8.0%)	19 (76.0%)	3 (12.0%)	0 (0.0%)	2.71%	25 (100.0%)	25 (100.0%)	23 (92.0%)	0 (0.0%)	0 (0.0%)	0 (0.0%)
		スプリンクラー設備	5	0	0	0	0	0	0	0	0.00%	0	0	0	0	0	0
		自動火災報知設備	2,934	27 (100.0%)	1 (3.7%)	0 (0.0%)	2 (7.4%)	12 (44.4%)	12 (44.4%)	0 (0.0%)	0.92%	27 (100.0%)	27 (100.0%)	27 (100.0%)	0 (0.0%)	0 (0.0%)	0 (0.0%)
	稲敷広域消防本部	屋内消火栓設備	877	5 (100.0%)	3 (60.0%)	0 (0.0%)	0 (0.0%)	1 (20.0%)	1 (20.0%)	0 (0.0%)	0.57%	5 (100.0%)	2 (40.0%)	2 (100.0%)	1 (20.0%)	1 (20.0%)	1 (20.0%)
		スプリンクラー設備	22	0	0	0	0	0	0	0	0.00%	0	0	0	0	0	0
		自動火災報知設備	2,141	3 (100.0%)	3 (100.0%)	0 (0.0%)	0 (0.0%)	0 (0.0%)	0 (0.0%)	0 (0.0%)	0.14%	3 (100.0%)	2 (66.7%)	2 (100.0%)	1 (33.3%)	0 (0.0%)	0 (0.0%)
	管内人口20万人未満消防本部	屋内消火栓設備	4,984	264 (100.0%)	45 (17.0%)	47 (17.8%)	19 (7.2%)	17 (6.4%)	136 (51.5%)	0 (0.0%)	5.30%	264 (100.0%)	255 (96.6%)	236 (92.5%)	8 (3.0%)	1 (0.4%)	0 (0.0%)
		スプリンクラー設備	74	1 (100.0%)	0 (0.0%)	0 (0.0%)	0 (0.0%)	1 (100.0%)	0 (0.0%)	0 (0.0%)	1.35%	1 (100.0%)	1 (100.0%)	0 (0.0%)	0 (0.0%)	0 (0.0%)	0 (0.0%)
		自動火災報知設備	15,107	330 (100.0%)	40 (12.1%)	45 (13.6%)	32 (9.7%)	27 (8.2%)	186 (56.4%)	0 (0.0%)	2.18%	330 (100.0%)	324 (98.2%)	292 (90.1%)	5 (1.5%)	1 (0.3%)	0 (0.0%)
栃木県		屋内消火栓設備	5,334	134 (100.0%)	20 (14.9%)	31 (23.1%)	7 (5.2%)	16 (11.9%)	60 (44.8%)	0 (0.0%)	2.51%	134 (100.0%)	133 (99.3%)	131 (98.5%)	1 (0.7%)	0 (0.0%)	0 (0.0%)
		スプリンクラー設備	94	0	0	0	0	0	0	0	0.00%	0	0	0	0	0	0
		自動火災報知設備	16,714	141 (100.0%)	20 (14.2%)	32 (22.7%)	11 (7.8%)	14 (9.9%)	64 (45.4%)	0 (0.0%)	0.84%	141 (100.0%)	140 (99.3%)	135 (96.4%)	1 (0.7%)	0 (0.0%)	0 (0.0%)
	宇都宮市消防局	屋内消火栓設備	1,281	14 (100.0%)	2 (14.3%)	0 (0.0%)	0 (0.0%)	0 (0.0%)	12 (85.7%)	0 (0.0%)	1.09%	14 (100.0%)	14 (100.0%)	12 (85.7%)	0 (0.0%)	0 (0.0%)	0 (0.0%)
		スプリンクラー設備	43	0	0	0	0	0	0	0	0.00%	0	0	0	0	0	0
		自動火災報知設備	3,832	18 (100.0%)	3 (16.7%)	1 (5.6%)	0 (0.0%)	2 (11.1%)	12 (66.7%)	0 (0.0%)	0.47%	18 (100.0%)	18 (100.0%)	13 (72.2%)	0 (0.0%)	0 (0.0%)	0 (0.0%)

重大違反対象物※1の状況※2（非特定防火対象物※3・消防用設備等別）

都道府県名	消防本部名	消防用設備等区分	義務対象物数※4	重大違反対象物数※5	違反覚知からの経過年数 ※6						重大違反率（%）	（参考）是正指導・是正措置の状況等					
					1年未満	1年以上3年未満	3年以上5年未満	5年以上10年未満	10年以上	不明※7		是正指導・是正措置中の対象物数	警告前段の行政指導実施中の対象物数	改修期限を定めている対象物数	警告対象物数	命令対象物数	告発対象物数
			A	B(B/B)	C(C/B)	D(D/B)	E(E/B)	F(F/B)	G(G/B)	H(H/B)	I(B/A)	J(J/B)	K(K/J)	L(L/K)	M(M/B)	N(N/B)	O(O/B)
	那須地区消防本部	屋内消火栓設備	701	24 (100.0%)	1 (4.2%)	9 (37.5%)	1 (4.2%)	0 (0.0%)	13 (54.2%)	0 (0.0%)	3.42%	24 (100.0%)	24 (100.0%)	24 (100.0%)	0 (0.0%)	0 (0.0%)	0 (0.0%)
		スプリンクラー設備	7	0	0	0	0	0	0	0	0.00%	0	0	0	0	0	0
		自動火災報知設備	1,922	19 (100.0%)	1 (5.3%)	6 (31.6%)	0 (0.0%)	0 (0.0%)	12 (63.2%)	0 (0.0%)	0.99%	19 (100.0%)	19 (100.0%)	19 (100.0%)	0 (0.0%)	0 (0.0%)	0 (0.0%)
	管内人口20万人未満消防本部	屋内消火栓設備	3,352	96 (100.0%)	17 (17.7%)	22 (22.9%)	6 (6.3%)	16 (16.7%)	35 (36.5%)	0 (0.0%)	2.86%	96 (100.0%)	95 (99.0%)	95 (100.0%)	1 (1.0%)	0 (0.0%)	0 (0.0%)
		スプリンクラー設備	44	0	0	0	0	0	0	0	0.00%	0	0	0	0	0	0
		自動火災報知設備	10,960	104 (100.0%)	16 (15.4%)	25 (24.0%)	11 (10.6%)	12 (11.5%)	40 (38.5%)	0 (0.0%)	0.95%	104 (100.0%)	103 (99.0%)	103 (100.0%)	1 (1.0%)	0 (0.0%)	0 (0.0%)
群馬県		屋内消火栓設備	7,064	210 (100.0%)	84 (40.0%)	32 (15.2%)	14 (6.7%)	18 (8.6%)	62 (29.5%)	0 (0.0%)	2.97%	210 (100.0%)	174 (82.9%)	126 (72.4%)	32 (15.2%)	4 (1.9%)	0 (0.0%)
		スプリンクラー設備	107	1 (100.0%)	1 (100.0%)	0 (0.0%)	0 (0.0%)	0 (0.0%)	0 (0.0%)	0 (0.0%)	0.93%	1 (100.0%)	1 (100.0%)	0 (0.0%)	0 (0.0%)	0 (0.0%)	0 (0.0%)
		自動火災報知設備	18,598	168 (100.0%)	47 (28.0%)	29 (17.3%)	14 (8.3%)	14 (8.3%)	64 (38.1%)	0 (0.0%)	0.90%	168 (100.0%)	130 (77.4%)	83 (63.8%)	32 (19.0%)	6 (3.6%)	0 (0.0%)
	前橋市消防局	屋内消火栓設備	1,455	6 (100.0%)	2 (33.3%)	1 (16.7%)	1 (16.7%)	0 (0.0%)	2 (33.3%)	0 (0.0%)	0.41%	6 (100.0%)	3 (50.0%)	3 (100.0%)	3 (50.0%)	0 (0.0%)	0 (0.0%)
		スプリンクラー設備	28	1 (100.0%)	1 (100.0%)	0 (0.0%)	0 (0.0%)	0 (0.0%)	0 (0.0%)	0 (0.0%)	3.57%	1 (100.0%)	1 (100.0%)	0 (0.0%)	0 (0.0%)	0 (0.0%)	0 (0.0%)
		自動火災報知設備	3,256	3 (100.0%)	1 (33.3%)	0 (0.0%)	1 (33.3%)	0 (0.0%)	1 (33.3%)	0 (0.0%)	0.09%	3 (100.0%)	1 (33.3%)	0 (0.0%)	2 (66.7%)	0 (0.0%)	0 (0.0%)
	高崎市等広域消防局	屋内消火栓設備	1,299	34 (100.0%)	4 (11.8%)	4 (11.8%)	1 (2.9%)	6 (17.6%)	19 (55.9%)	0 (0.0%)	2.62%	34 (100.0%)	16 (47.1%)	16 (100.0%)	17 (50.0%)	1 (2.9%)	0 (0.0%)
		スプリンクラー設備	38	0	0	0	0	0	0	0	0.00%	0	0	0	0	0	0
		自動火災報知設備	3,852	32 (100.0%)	1 (3.1%)	2 (6.3%)	2 (6.3%)	8 (25.0%)	19 (59.4%)	0 (0.0%)	0.83%	32 (100.0%)	12 (37.5%)	12 (100.0%)	18 (56.3%)	2 (6.3%)	0 (0.0%)
	伊勢崎市消防本部	屋内消火栓設備	996	35 (100.0%)	10 (28.6%)	4 (11.4%)	5 (14.3%)	3 (8.6%)	13 (37.1%)	0 (0.0%)	3.51%	35 (100.0%)	23 (65.7%)	23 (100.0%)	10 (28.6%)	2 (5.7%)	0 (0.0%)
		スプリンクラー設備	0	0	0	0	0	0	0	0	–	0	0	0	0	0	0
		自動火災報知設備	2,164	22 (100.0%)	6 (27.3%)	6 (27.3%)	3 (13.6%)	0 (0.0%)	7 (31.8%)	0 (0.0%)	1.02%	22 (100.0%)	11 (50.0%)	11 (100.0%)	9 (40.9%)	2 (9.1%)	0 (0.0%)
	太田市消防本部	屋内消火栓設備	957	28 (100.0%)	25 (89.3%)	0 (0.0%)	0 (0.0%)	1 (3.6%)	2 (7.1%)	0 (0.0%)	2.93%	28 (100.0%)	26 (92.9%)	26 (100.0%)	1 (3.6%)	1 (3.6%)	0 (0.0%)
		スプリンクラー設備	24	0	0	0	0	0	0	0	0.00%	0	0	0	0	0	0
		自動火災報知設備	3,064	10 (100.0%)	8 (80.0%)	0 (0.0%)	0 (0.0%)	0 (0.0%)	2 (20.0%)	0 (0.0%)	0.33%	10 (100.0%)	8 (80.0%)	8 (100.0%)	0 (0.0%)	2 (20.0%)	0 (0.0%)
	管内人口20万人未満消防本部	屋内消火栓設備	2,357	107 (100.0%)	43 (40.2%)	23 (21.5%)	7 (6.5%)	8 (7.5%)	26 (24.3%)	0 (0.0%)	4.54%	107 (100.0%)	106 (99.1%)	58 (54.7%)	1 (0.9%)	0 (0.0%)	0 (0.0%)
		スプリンクラー設備	17	0	0	0	0	0	0	0	0.00%	0	0	0	0	0	0
		自動火災報知設備	6,262	101 (100.0%)	31 (30.7%)	21 (20.8%)	8 (7.9%)	6 (5.9%)	35 (34.7%)	0 (0.0%)	1.61%	101 (100.0%)	98 (97.0%)	52 (53.1%)	3 (3.0%)	0 (0.0%)	0 (0.0%)
埼玉県		屋内消火栓設備	17,437	240 (100.0%)	49 (20.4%)	41 (17.1%)	31 (12.9%)	43 (17.9%)	76 (31.7%)	0 (0.0%)	1.38%	240 (100.0%)	219 (91.3%)	219 (100.0%)	18 (7.5%)	3 (1.3%)	0 (0.0%)
		スプリンクラー設備	936	0	0	0	0	0	0	0	0.00%	0	0	0	0	0	0
		自動火災報知設備	54,182	206 (100.0%)	29 (14.1%)	30 (14.6%)	36 (17.5%)	37 (18.0%)	74 (35.9%)	0 (0.0%)	0.38%	206 (100.0%)	193 (93.7%)	192 (99.5%)	10 (4.9%)	3 (1.5%)	0 (0.0%)
	さいたま市消防局	屋内消火栓設備	3,241	1 (100.0%)	0 (0.0%)	1 (100.0%)	0 (0.0%)	0 (0.0%)	0 (0.0%)	0 (0.0%)	0.03%	1 (100.0%)	0 (0.0%)	0	1 (100.0%)	0 (0.0%)	0 (0.0%)
		スプリンクラー設備	253	0	0	0	0	0	0	0	0.00%	0	0	0	0	0	0
		自動火災報知設備	9,443	2 (100.0%)	1 (50.0%)	1 (50.0%)	0 (0.0%)	0 (0.0%)	0 (0.0%)	0 (0.0%)	0.02%	2 (100.0%)	1 (50.0%)	1 (100.0%)	1 (50.0%)	0 (0.0%)	0 (0.0%)
	川口市消防局	屋内消火栓設備	1,020	1 (100.0%)	1 (100.0%)	0 (0.0%)	0 (0.0%)	0 (0.0%)	0 (0.0%)	0 (0.0%)	0.10%	1 (100.0%)	1 (100.0%)	1 (100.0%)	0 (0.0%)	0 (0.0%)	0 (0.0%)
		スプリンクラー設備	50	0	0	0	0	0	0	0	0.00%	0	0	0	0	0	0
		自動火災報知設備	4,595	1 (100.0%)	1 (100.0%)	0 (0.0%)	0 (0.0%)	0 (0.0%)	0 (0.0%)	0 (0.0%)	0.02%	1 (100.0%)	1 (100.0%)	1 (100.0%)	0 (0.0%)	0 (0.0%)	0 (0.0%)
	春日部市消防本部	屋内消火栓設備	482	21 (100.0%)	2 (9.5%)	6 (28.6%)	8 (38.1%)	3 (14.3%)	2 (9.5%)	0 (0.0%)	4.36%	21 (100.0%)	19 (90.5%)	19 (100.0%)	2 (9.5%)	0 (0.0%)	0 (0.0%)
		スプリンクラー設備	21	0	0	0	0	0	0	0	0.00%	0	0	0	0	0	0
		自動火災報知設備	1,529	14 (100.0%)	1 (7.1%)	4 (28.6%)	5 (35.7%)	0 (0.0%)	4 (28.6%)	0 (0.0%)	0.92%	14 (100.0%)	13 (92.9%)	13 (100.0%)	1 (7.1%)	0 (0.0%)	0 (0.0%)

重大違反対象物※1の状況※2（非特定防火対象物※3・消防用設備等別）

都道府県名	消防本部名	消防用設備等区分	義務対象物数※4	重大違反対象物数※5	違反覚知からの経過年数 ※6						重大違反率（%）	（参考）是正指導・是正措置の状況等					
					1年未満	1年以上3年未満	3年以上5年未満	5年以上10年未満	10年以上	不明※7		是正指導・是正措置中の対象物数	警告前段の行政指導実施中の対象物数	改修期限を定めている対象物数	警告対象物数	命令対象物数	告発対象物数
			A	B(B/B)	C(C/B)	D(D/B)	E(E/B)	F(F/B)	G(G/B)	H(H/B)	I(B/A)	J(J/B)	K(K/J)	L(L/K)	M(M/B)	N(N/B)	O(O/B)
	上尾市消防本部	屋内消火栓設備	395	25 (100.0%)	1 (4.0%)	0 (0.0%)	2 (8.0%)	7 (28.0%)	15 (60.0%)	0 (0.0%)	6.33%	25 (100.0%)	24 (96.0%)	24 (100.0%)	0 (0.0%)	1 (4.0%)	0 (0.0%)
		スプリンクラー設備	20	0	0	0	0	0	0	0	0.00%	0	0	0	0	0	0
		自動火災報知設備	1,592	27 (100.0%)	1 (3.7%)	1 (3.7%)	4 (14.8%)	6 (22.2%)	15 (55.6%)	0 (0.0%)	1.70%	27 (100.0%)	26 (96.3%)	26 (100.0%)	0 (0.0%)	1 (3.7%)	0 (0.0%)
	越谷市消防本部	屋内消火栓設備	641	2 (100.0%)	2 (100.0%)	0 (0.0%)	0 (0.0%)	0 (0.0%)	0 (0.0%)	0 (0.0%)	0.31%	2 (100.0%)	2 (100.0%)	2 (100.0%)	0 (0.0%)	0 (0.0%)	0 (0.0%)
		スプリンクラー設備	7	0	0	0	0	0	0	0	0.00%	0	0	0	0	0	0
		自動火災報知設備	2,122	1 (100.0%)	1 (100.0%)	0 (0.0%)	0 (0.0%)	0 (0.0%)	0 (0.0%)	0 (0.0%)	0.05%	1 (100.0%)	1 (100.0%)	1 (100.0%)	0 (0.0%)	0 (0.0%)	0 (0.0%)
	埼玉県南西部消防本部	屋内消火栓設備	1,398	22 (100.0%)	1 (4.5%)	5 (22.7%)	1 (4.5%)	1 (4.5%)	14 (63.6%)	0 (0.0%)	1.57%	22 (100.0%)	18 (81.8%)	18 (100.0%)	4 (18.2%)	0 (0.0%)	0 (0.0%)
		スプリンクラー設備	158	0	0	0	0	0	0	0	0.00%	0	0	0	0	0	0
		自動火災報知設備	3,840	11 (100.0%)	1 (9.1%)	2 (18.2%)	2 (18.2%)	1 (9.1%)	5 (45.5%)	0 (0.0%)	0.29%	11 (100.0%)	11 (100.0%)	11 (100.0%)	0 (0.0%)	0 (0.0%)	0 (0.0%)
	入間東部地区事務組合消防本部	屋内消火栓設備	708	19 (100.0%)	10 (52.6%)	3 (15.8%)	1 (5.3%)	3 (15.8%)	2 (10.5%)	0 (0.0%)	2.68%	19 (100.0%)	17 (89.5%)	17 (100.0%)	2 (10.5%)	0 (0.0%)	0 (0.0%)
		スプリンクラー設備	37	0	0	0	0	0	0	0	0.00%	0	0	0	0	0	0
		自動火災報知設備	2,051	7 (100.0%)	3 (42.9%)	3 (42.9%)	0 (0.0%)	0 (0.0%)	1 (14.3%)	0 (0.0%)	0.34%	7 (100.0%)	7 (100.0%)	7 (100.0%)	0 (0.0%)	0 (0.0%)	0 (0.0%)
	川越地区消防局	屋内消火栓設備	900	1 (100.0%)	1 (100.0%)	0 (0.0%)	0 (0.0%)	0 (0.0%)	0 (0.0%)	0 (0.0%)	0.11%	1 (100.0%)	1 (100.0%)	1 (100.0%)	0 (0.0%)	0 (0.0%)	0 (0.0%)
		スプリンクラー設備	56	0	0	0	0	0	0	0	0.00%	0	0	0	0	0	0
		自動火災報知設備	2,392	4 (100.0%)	4 (100.0%)	0 (0.0%)	0 (0.0%)	0 (0.0%)	0 (0.0%)	0 (0.0%)	0.17%	4 (100.0%)	4 (100.0%)	4 (100.0%)	0 (0.0%)	0 (0.0%)	0 (0.0%)
	埼玉県央広域消防本部	屋内消火栓設備	574	6 (100.0%)	0 (0.0%)	1 (16.7%)	0 (0.0%)	0 (0.0%)	5 (83.3%)	0 (0.0%)	1.05%	6 (100.0%)	6 (100.0%)	6 (100.0%)	0 (0.0%)	0 (0.0%)	0 (0.0%)
		スプリンクラー設備	32	0	0	0	0	0	0	0	0.00%	0	0	0	0	0	0
		自動火災報知設備	1,483	2 (100.0%)	0 (0.0%)	0 (0.0%)	0 (0.0%)	0 (0.0%)	2 (100.0%)	0 (0.0%)	0.13%	2 (100.0%)	2 (100.0%)	2 (100.0%)	0 (0.0%)	0 (0.0%)	0 (0.0%)
	埼玉西部消防局	屋内消火栓設備	2,019	25 (100.0%)	2 (8.0%)	5 (20.0%)	9 (36.0%)	3 (12.0%)	6 (24.0%)	0 (0.0%)	1.24%	25 (100.0%)	23 (92.0%)	23 (100.0%)	2 (8.0%)	0 (0.0%)	0 (0.0%)
		スプリンクラー設備	63	0	0	0	0	0	0	0	0.00%	0	0	0	0	0	0
		自動火災報知設備	5,435	19 (100.0%)	0 (0.0%)	5 (26.3%)	9 (47.4%)	2 (10.5%)	3 (15.8%)	0 (0.0%)	0.35%	19 (100.0%)	17 (89.5%)	17 (100.0%)	2 (10.5%)	0 (0.0%)	0 (0.0%)
	埼玉東部消防組合消防局	屋内消火栓設備	1,202	25 (100.0%)	3 (12.0%)	6 (24.0%)	1 (4.0%)	6 (24.0%)	9 (36.0%)	0 (0.0%)	2.08%	25 (100.0%)	21 (84.0%)	21 (100.0%)	2 (8.0%)	2 (8.0%)	0 (0.0%)
		スプリンクラー設備	34	0	0	0	0	0	0	0	0.00%	0	0	0	0	0	0
		自動火災報知設備	3,253	28 (100.0%)	3 (10.7%)	3 (10.7%)	3 (10.7%)	4 (14.3%)	15 (53.6%)	0 (0.0%)	0.86%	28 (100.0%)	25 (89.3%)	25 (100.0%)	1 (3.6%)	2 (7.1%)	0 (0.0%)
	草加八潮消防局	屋内消火栓設備	538	0	0	0	0	0	0	0	0.00%	0	0	0	0	0	0
		スプリンクラー設備	11	0	0	0	0	0	0	0	0.00%	0	0	0	0	0	0
		自動火災報知設備	2,481	0	0	0	0	0	0	0	0.00%	0	0	0	0	0	0
	管内人口20万人未満消防本部	屋内消火栓設備	4,319	92 (100.0%)	26 (28.3%)	14 (15.2%)	9 (9.8%)	20 (21.7%)	23 (25.0%)	0 (0.0%)	2.13%	92 (100.0%)	87 (94.6%)	87 (100.0%)	5 (5.4%)	0 (0.0%)	0 (0.0%)
		スプリンクラー設備	194	0	0	0	0	0	0	0	0.00%	0	0	0	0	0	0
		自動火災報知設備	13,966	90 (100.0%)	13 (14.4%)	11 (12.2%)	13 (14.4%)	24 (26.7%)	29 (32.2%)	0 (0.0%)	0.64%	90 (100.0%)	85 (94.4%)	84 (98.8%)	5 (5.6%)	0 (0.0%)	0 (0.0%)
千葉県		屋内消火栓設備	14,403	181 (100.0%)	43 (23.8%)	34 (18.8%)	37 (20.4%)	14 (7.7%)	53 (29.3%)	0 (0.0%)	1.26%	181 (100.0%)	172 (95.0%)	164 (95.3%)	7 (3.9%)	2 (1.1%)	0 (0.0%)
		スプリンクラー設備	690	0	0	0	0	0	0	0	0.00%	0	0	0	0	0	0
		自動火災報知設備	45,711	232 (100.0%)	45 (19.4%)	35 (15.1%)	60 (25.9%)	24 (10.3%)	68 (29.3%)	0 (0.0%)	0.51%	232 (100.0%)	224 (96.6%)	212 (94.6%)	7 (3.0%)	1 (0.4%)	0 (0.0%)
	千葉市消防局	屋内消火栓設備	2,673	17 (100.0%)	13 (76.5%)	4 (23.5%)	0 (0.0%)	0 (0.0%)	0 (0.0%)	0 (0.0%)	0.64%	17 (100.0%)	13 (76.5%)	13 (100.0%)	4 (23.5%)	0 (0.0%)	0 (0.0%)
		スプリンクラー設備	174	0	0	0	0	0	0	0	0.00%	0	0	0	0	0	0
		自動火災報知設備	9,130	22 (100.0%)	16 (72.7%)	6 (27.3%)	0 (0.0%)	0 (0.0%)	0 (0.0%)	0 (0.0%)	0.24%	22 (100.0%)	16 (72.7%)	16 (100.0%)	5 (22.7%)	1 (4.5%)	0 (0.0%)

重大違反対象物※1の状況※2（非特定防火対象物※3・消防用設備等別）

都道府県名	消防本部名	消防用設備等区分	義務対象物数※4	重大違反対象物数※5	違反覚知からの経過年数 ※6						重大違反率（%）	（参考）是正指導・是正措置の状況等					
					1年未満	1年以上3年未満	3年以上5年未満	5年以上10年未満	10年以上	不明※7		是正指導・是正措置中の対象物数	警告前段の行政指導実施中の対象物数	改修期限を定めている対象物数	警告対象物数	命令対象物数	告発対象物数
			A	B(B/B)	C(C/B)	D(D/B)	E(E/B)	F(F/B)	G(G/B)	H(H/B)	I(B/A)	J(J/B)	K(K/J)	L(L/K)	M(M/B)	N(N/B)	O(O/B)
	市川市消防局	屋内消火栓設備	1,159	6 (100.0%)	1 (16.7%)	3 (50.0%)	1 (16.7%)	0 (0.0%)	1 (16.7%)	0 (0.0%)	0.52%	6 (100.0%)	5 (83.3%)	5 (100.0%)	1 (16.7%)	0 (0.0%)	0 (0.0%)
		スプリンクラー設備	79	0 –	0 –	0 –	0 –	0 –	0 –	0 –	0.00%	0 –	0 –	0 –	0 –	0 –	0 –
		自動火災報知設備	4,091	5 (100.0%)	1 (20.0%)	2 (40.0%)	1 (20.0%)	0 (0.0%)	1 (20.0%)	0 (0.0%)	0.12%	5 (100.0%)	4 (80.0%)	4 (100.0%)	1 (20.0%)	0 (0.0%)	0 (0.0%)
	船橋市消防局	屋内消火栓設備	1,579	15 (100.0%)	1 (6.7%)	5 (33.3%)	2 (13.3%)	5 (33.3%)	2 (13.3%)	0 (0.0%)	0.95%	15 (100.0%)	15 (100.0%)	15 (100.0%)	0 (0.0%)	0 (0.0%)	0 (0.0%)
		スプリンクラー設備	48	0 –	0 –	0 –	0 –	0 –	0 –	0 –	0.00%	0 –	0 –	0 –	0 –	0 –	0 –
		自動火災報知設備	4,596	16 (100.0%)	0 (0.0%)	4 (25.0%)	3 (18.8%)	6 (37.5%)	3 (18.8%)	0 (0.0%)	0.35%	16 (100.0%)	16 (100.0%)	16 (100.0%)	0 (0.0%)	0 (0.0%)	0 (0.0%)
	松戸市消防局	屋内消火栓設備	948	1 (100.0%)	0 (0.0%)	0 (0.0%)	0 (0.0%)	0 (0.0%)	1 (100.0%)	0 (0.0%)	–	1 (100.0%)	0 (0.0%) –	0	0 (0.0%)	1 (100.0%)	0 (0.0%)
		スプリンクラー設備	63	0 –	0 –	0 –	0 –	0 –	0 –	0 –	–	0 –	0 –	0 –	0 –	0 –	0 –
		自動火災報知設備	3,291	0 –	0 –	0 –	0 –	0 –	0 –	0 –	–	0 –	0 –	0 –	0 –	0 –	0 –
	柏市消防局	屋内消火栓設備	689	3 (100.0%)	2 (66.7%)	0 (0.0%)	1 (33.3%)	0 (0.0%)	0 (0.0%)	0 (0.0%)	0.44%	3 (100.0%)	1 (33.3%)	1 (100.0%)	2 (66.7%)	0 (0.0%)	0 (0.0%)
		スプリンクラー設備	14	0 –	0 –	0 –	0 –	0 –	0 –	0 –	0.00%	0 –	0 –	0 –	0 –	0 –	0 –
		自動火災報知設備	2,373	1 (100.0%)	1 (100.0%)	0 (0.0%)	0 (0.0%)	0 (0.0%)	0 (0.0%)	0 (0.0%)	0.04%	1 (100.0%)	0 (0.0%) –	0	1 (100.0%)	0 (0.0%)	0 (0.0%)
	市原市消防局	屋内消火栓設備	646	1 (100.0%)	0 (0.0%)	0 (0.0%)	0 (0.0%)	1 (100.0%)	0 (0.0%)	0 (0.0%)	0.15%	1 (100.0%)	1 (100.0%)	1 (100.0%)	0 (0.0%)	0 (0.0%)	0 (0.0%)
		スプリンクラー設備	19	0 –	0 –	0 –	0 –	0 –	0 –	0 –	0.00%	0 –	0 –	0 –	0 –	0 –	0 –
		自動火災報知設備	2,585	2 (100.0%)	1 (50.0%)	0 (0.0%)	0 (0.0%)	1 (50.0%)	0 (0.0%)	0 (0.0%)	0.08%	2 (100.0%)	2 (100.0%)	2 (100.0%)	0 (0.0%)	0 (0.0%)	0 (0.0%)
	八千代市消防本部	屋内消火栓設備	265	3 (100.0%)	0 (0.0%)	3 (100.0%)	0 (0.0%)	0 (0.0%)	0 (0.0%)	0 (0.0%)	1.13%	3 (100.0%)	3 (100.0%)	3 (100.0%)	0 (0.0%)	0 (0.0%)	0 (0.0%)
		スプリンクラー設備	4	0 –	0 –	0 –	0 –	0 –	0 –	0 –	0.00%	0 –	0 –	0 –	0 –	0 –	0 –
		自動火災報知設備	1,022	5 (100.0%)	2 (40.0%)	3 (60.0%)	0 (0.0%)	0 (0.0%)	0 (0.0%)	0 (0.0%)	0.49%	5 (100.0%)	5 (100.0%)	5 (100.0%)	0 (0.0%)	0 (0.0%)	0 (0.0%)
	佐倉市八街市酒々井町消防組合消防本部	屋内消火栓設備	509	4 (100.0%)	3 (75.0%)	1 (25.0%)	0 (0.0%)	0 (0.0%)	0 (0.0%)	0 (0.0%)	0.79%	4 (100.0%)	4 (100.0%)	4 (100.0%)	0 (0.0%)	0 (0.0%)	0 (0.0%)
		スプリンクラー設備	23	0 –	0 –	0 –	0 –	0 –	0 –	0 –	0.00%	0 –	0 –	0 –	0 –	0 –	0 –
		自動火災報知設備	1,338	4 (100.0%)	2 (50.0%)	0 (0.0%)	0 (0.0%)	1 (25.0%)	1 (25.0%)	0 (0.0%)	0.30%	4 (100.0%)	4 (100.0%)	4 (100.0%)	0 (0.0%)	0 (0.0%)	0 (0.0%)
	管内人口20万人未満消防本部	屋内消火栓設備	5,935	131 (100.0%)	23 (17.6%)	18 (13.7%)	33 (25.2%)	8 (6.1%)	49 (37.4%)	0 (0.0%)	2.21%	131 (100.0%)	130 (99.2%)	122 (93.8%)	0 (0.0%)	1 (0.8%)	0 (0.0%)
		スプリンクラー設備	266	0 –	0 –	0 –	0 –	0 –	0 –	0 –	0.00%	0 –	0 –	0 –	0 –	0 –	0 –
		自動火災報知設備	17,285	177 (100.0%)	22 (12.4%)	20 (11.3%)	56 (31.6%)	16 (9.0%)	63 (35.6%)	0 (0.0%)	1.02%	177 (100.0%)	177 (100.0%)	165 (93.2%)	0 (0.0%)	0 (0.0%)	0 (0.0%)
東京都		屋内消火栓設備	36,268	26 (100.0%)	9 (34.6%)	11 (42.3%)	3 (11.5%)	2 (7.7%)	1 (3.8%)	0 (0.0%)	0.07%	26 (100.0%)	18 (69.2%)	11 (61.1%)	6 (23.1%)	2 (7.7%)	0 (0.0%)
		スプリンクラー設備	7,139	5 (100.0%)	3 (60.0%)	1 (20.0%)	0 (0.0%)	1 (20.0%)	0 (0.0%)	0 (0.0%)	0.07%	5 (100.0%)	4 (80.0%)	2 (50.0%)	0 (0.0%)	1 (20.0%)	0 (0.0%)
		自動火災報知設備	131,581	59 (100.0%)	18 (30.5%)	28 (47.5%)	6 (10.2%)	6 (10.2%)	1 (1.7%)	0 (0.0%)	0.04%	59 (100.0%)	49 (83.1%)	30 (61.2%)	8 (13.6%)	2 (3.4%)	0 (0.0%)
	東京消防庁	屋内消火栓設備	35,999	26 (100.0%)	9 (34.6%)	11 (42.3%)	3 (11.5%)	2 (7.7%)	1 (3.8%)	0 (0.0%)	0.07%	26 (100.0%)	18 (69.2%)	11 (61.1%)	6 (23.1%)	2 (7.7%)	0 (0.0%)
		スプリンクラー設備	7,099	5 (100.0%)	3 (60.0%)	1 (20.0%)	0 (0.0%)	1 (20.0%)	0 (0.0%)	0 (0.0%)	0.07%	5 (100.0%)	4 (80.0%)	2 (50.0%)	0 (0.0%)	1 (20.0%)	0 (0.0%)
		自動火災報知設備	130,769	57 (100.0%)	18 (31.6%)	26 (45.6%)	6 (10.5%)	6 (10.5%)	1 (1.8%)	0 (0.0%)	0.04%	57 (100.0%)	47 (82.5%)	30 (63.8%)	8 (14.0%)	2 (3.5%)	0 (0.0%)
	管内人口20万人未満消防本部	屋内消火栓設備	269	0 –	0 –	0 –	0 –	0 –	0 –	0 –	0.00%	0 –	0 –	0 –	0 –	0 –	0 –
		スプリンクラー設備	40	0 –	0 –	0 –	0 –	0 –	0 –	0 –	0.00%	0 –	0 –	0 –	0 –	0 –	0 –
		自動火災報知設備	812	2 (100.0%)	0 (0.0%)	2 (100.0%)	0 (0.0%)	0 (0.0%)	0 (0.0%)	0 (0.0%)	0.25%	2 (100.0%)	2 (100.0%)	0 (0.0%)	0 (0.0%)	0 (0.0%)	0 (0.0%)
神奈川県		屋内消火栓設備	25,643	51 (100.0%)	16 (31.4%)	28 (54.9%)	4 (7.8%)	2 (3.9%)	1 (2.0%)	0 (0.0%)	0.20%	51 (100.0%)	44 (86.3%)	44 (100.0%)	6 (11.8%)	1 (2.0%)	0 (0.0%)
		スプリンクラー設備	1,895	0 –	0 –	0 –	0 –	0 –	0 –	0 –	0.00%	0 –	0 –	0 –	0 –	0 –	0 –
		自動火災報知設備	79,683	37 (100.0%)	9 (24.3%)	16 (43.2%)	5 (13.5%)	2 (5.4%)	5 (13.5%)	0 (0.0%)	0.05%	37 (100.0%)	33 (89.2%)	33 (100.0%)	4 (10.8%)	0 (0.0%)	0 (0.0%)

重大違反対象物※1の状況※2（非特定防火対象物※3・消防用設備等別）

都道府県名	消防本部名	消防用設備等区分	義務対象物数※4	重大違反対象物数※5	違反覚知からの経過年数 ※6						重大違反率（%）	（参考）是正指導・是正措置の状況等					
					1年未満	1年以上3年未満	3年以上5年未満	5年以上10年未満	10年以上	不明※7		是正指導・是正措置中の対象物数	警告前段の行政指導実施中の対象物数	改修期限を定めている対象物数	警告対象物数	命令対象物数	告発対象物数
			A	B(B/B)	C(C/B)	D(D/B)	E(E/B)	F(F/B)	G(G/B)	H(H/B)	I(B/A)	J(J/B)	K(K/J)	L(L/K)	M(M/B)	N(N/B)	O(O/B)
	横浜市消防局	屋内消火栓設備	12,175	13 (100.0%)	4 (30.8%)	9 (69.2%)	0 (0.0%)	0 (0.0%)	0 (0.0%)	0 (0.0%)	0.11%	13 (100.0%)	9 (69.2%)	9 (100.0%)	3 (23.1%)	1 (7.7%)	0 (0.0%)
		スプリンクラー設備	921	0	0	0	0	0	0	0	0.00%	0	0	0	0	0	0
		自動火災報知設備	36,198	7 (100.0%)	3 (42.9%)	4 (57.1%)	0 (0.0%)	0 (0.0%)	0 (0.0%)	0 (0.0%)	0.02%	7 (100.0%)	7 (100.0%)	7 (100.0%)	0 (0.0%)	0 (0.0%)	0 (0.0%)
	川崎市消防局	屋内消火栓設備	4,680	1 (100.0%)	0 (0.0%)	0 (0.0%)	1 (100.0%)	0 (0.0%)	0 (0.0%)	0 (0.0%)	0.02%	1 (100.0%)	0 (0.0%)	0	1 (100.0%)	0 (0.0%)	0 (0.0%)
		スプリンクラー設備	518	0	0	0	0	0	0	0	0.00%	0	0	0	0	0	0
		自動火災報知設備	15,886	7 (100.0%)	3 (42.9%)	3 (42.9%)	1 (14.3%)	0 (0.0%)	0 (0.0%)	0 (0.0%)	0.04%	7 (100.0%)	5 (71.4%)	5 (100.0%)	2 (28.6%)	0 (0.0%)	0 (0.0%)
	相模原市消防局	屋内消火栓設備	1,779	1 (100.0%)	1 (100.0%)	0 (0.0%)	0 (0.0%)	0 (0.0%)	0 (0.0%)	0 (0.0%)	0.06%	1 (100.0%)	1 (100.0%)	1 (100.0%)	0 (0.0%)	0 (0.0%)	0 (0.0%)
		スプリンクラー設備	119	0	0	0	0	0	0	0	0.00%	0	0	0	0	0	0
		自動火災報知設備	5,268	0	0	0	0	0	0	0	0.00%	0	0	0	0	0	0
	横須賀市消防局	屋内消火栓設備	1,133	3 (100.0%)	2 (66.7%)	0 (0.0%)	0 (0.0%)	1 (33.3%)	0 (0.0%)	0 (0.0%)	0.26%	3 (100.0%)	2 (66.7%)	2 (100.0%)	1 (33.3%)	0 (0.0%)	0 (0.0%)
		スプリンクラー設備	72	0	0	0	0	0	0	0	0.00%	0	0	0	0	0	0
		自動火災報知設備	2,803	3 (100.0%)	1 (33.3%)	1 (33.3%)	0 (0.0%)	0 (0.0%)	1 (33.3%)	0 (0.0%)	0.11%	3 (100.0%)	1 (33.3%)	1 (100.0%)	2 (66.7%)	0 (0.0%)	0 (0.0%)
	平塚市消防本部	屋内消火栓設備	507	2 (100.0%)	0 (0.0%)	0 (0.0%)	1 (50.0%)	1 (50.0%)	0 (0.0%)	0 (0.0%)	0.39%	2 (100.0%)	2 (100.0%)	2 (100.0%)	0 (0.0%)	0 (0.0%)	0 (0.0%)
		スプリンクラー設備	8	0	0	0	0	0	0	0	0.00%	0	0	0	0	0	0
		自動火災報知設備	1,857	5 (100.0%)	0 (0.0%)	0 (0.0%)	3 (60.0%)	2 (40.0%)	0 (0.0%)	0 (0.0%)	0.27%	5 (100.0%)	5 (100.0%)	5 (100.0%)	0 (0.0%)	0 (0.0%)	0 (0.0%)
	藤沢市消防局	屋内消火栓設備	916	0	0	0	0	0	0	0	0.00%	0	0	0	0	0	0
		スプリンクラー設備	64	0	0	0	0	0	0	0	0.00%	0	0	0	0	0	0
		自動火災報知設備	3,537	0	0	0	0	0	0	0	0.00%	0	0	0	0	0	0
	小田原市消防本部	屋内消火栓設備	382	2 (100.0%)	0 (0.0%)	2 (100.0%)	0 (0.0%)	0 (0.0%)	0 (0.0%)	0 (0.0%)	0.52%	2 (100.0%)	2 (100.0%)	2 (100.0%)	0 (0.0%)	0 (0.0%)	0 (0.0%)
		スプリンクラー設備	10	0	0	0	0	0	0	0	0.00%	0	0	0	0	0	0
		自動火災報知設備	1,649	0	0	0	0	0	0	0	0.00%	0	0	0	0	0	0
	茅ヶ崎市消防本部	屋内消火栓設備	268	0	0	0	0	0	0	0	0.00%	0	0	0	0	0	0
		スプリンクラー設備	1	0	0	0	0	0	0	0	0.00%	0	0	0	0	0	0
		自動火災報知設備	960	0	0	0	0	0	0	0	0.00%	0	0	0	0	0	0
	厚木市消防本部	屋内消火栓設備	775	0	0	0	0	0	0	0	0.00%	0	0	0	0	0	0
		スプリンクラー設備	52	0	0	0	0	0	0	0	0.00%	0	0	0	0	0	0
		自動火災報知設備	2,726	0	0	0	0	0	0	0	0.00%	0	0	0	0	0	0
	大和市消防本部	屋内消火栓設備	522	2 (100.0%)	0 (0.0%)	1 (50.0%)	1 (50.0%)	0 (0.0%)	0 (0.0%)	0 (0.0%)	0.38%	2 (100.0%)	2 (100.0%)	2 (100.0%)	0 (0.0%)	0 (0.0%)	0 (0.0%)
		スプリンクラー設備	51	0	0	0	0	0	0	0	0.00%	0	0	0	0	0	0
		自動火災報知設備	1,793	0	0	0	0	0	0	0	0.00%	0	0	0	0	0	0
	管内人口20万人未満消防本部	屋内消火栓設備	2,506	27 (100.0%)	9 (33.3%)	16 (59.3%)	1 (3.7%)	0 (0.0%)	1 (3.7%)	0 (0.0%)	1.08%	27 (100.0%)	26 (96.3%)	26 (100.0%)	1 (3.7%)	0 (0.0%)	0 (0.0%)
		スプリンクラー設備	79	0	0	0	0	0	0	0	0.00%	0	0	0	0	0	0
		自動火災報知設備	7,006	15 (100.0%)	2 (13.3%)	8 (53.3%)	1 (6.7%)	0 (0.0%)	4 (26.7%)	0 (0.0%)	0.21%	15 (100.0%)	15 (100.0%)	15 (100.0%)	0 (0.0%)	0 (0.0%)	0 (0.0%)
新潟県		屋内消火栓設備	7,470	287 (100.0%)	18 (6.3%)	24 (8.4%)	26 (9.1%)	50 (17.4%)	169 (58.9%)	0 (0.0%)	3.84%	287 (100.0%)	284 (99.0%)	276 (97.2%)	2 (0.7%)	1 (0.3%)	0 (0.0%)
		スプリンクラー設備	93	0	0	0	0	0	0	0	0.00%	0	0	0	0	0	0
		自動火災報知設備	21,492	288 (100.0%)	9 (3.1%)	26 (9.0%)	28 (9.7%)	55 (19.1%)	170 (59.0%)	0 (0.0%)	1.34%	288 (100.0%)	285 (99.0%)	279 (97.9%)	3 (1.0%)	0 (0.0%)	0 (0.0%)

重大違反対象物※1の状況※2（非特定防火対象物※3・消防用設備等別）

都道府県名	消防本部名	消防用設備等区分	義務対象物数※4	重大違反対象物数※5	違反覚知からの経過年数 ※6						重大違反率（%）	（参考）是正指導・是正措置の状況等					
					1年未満	1年以上3年未満	3年以上5年未満	5年以上10年未満	10年以上	不明※7		是正指導・是正措置中の対象物数	警告前段の行政指導実施中の対象物数	改修期限を定めている対象物数	警告対象物数	命令対象物数	告発対象物数
			A	B(B/B)	C(C/B)	D(D/B)	E(E/B)	F(F/B)	G(G/B)	H(H/B)	I(B/A)	J(J/B)	K(K/J)	L(L/K)	M(M/B)	N(N/B)	O(O/B)
	新潟市消防局	屋内消火栓設備	2,271	25 (100.0%)	3 (12.0%)	3 (12.0%)	6 (24.0%)	5 (20.0%)	8 (32.0%)	0 (0.0%)	1.10%	25 (100.0%)	25 (100.0%)	21 (84.0%)	0 (0.0%)	0 (0.0%)	0 (0.0%)
		スプリンクラー設備	59	0	0	0	0	0	0	0	0.00%	0	0	0	0	0	0
		自動火災報知設備	6,910	15 (100.0%)	0 (0.0%)	1 (6.7%)	5 (33.3%)	2 (13.3%)	7 (46.7%)	0 (0.0%)	0.22%	15 (100.0%)	15 (100.0%)	13 (86.7%)	0 (0.0%)	0 (0.0%)	0 (0.0%)
	長岡市消防本部	屋内消火栓設備	807	3 (100.0%)	2 (66.7%)	1 (33.3%)	0 (0.0%)	0 (0.0%)	0 (0.0%)	0 (0.0%)	0.37%	3 (100.0%)	3 (100.0%)	3 (100.0%)	0 (0.0%)	0 (0.0%)	0 (0.0%)
		スプリンクラー設備	3	0	0	0	0	0	0	0	0.00%	0	0	0	0	0	0
		自動火災報知設備	2,315	1 (100.0%)	1 (100.0%)	0 (0.0%)	0 (0.0%)	0 (0.0%)	0 (0.0%)	0 (0.0%)	0.04%	1 (100.0%)	1 (100.0%)	1 (100.0%)	0 (0.0%)	0 (0.0%)	0 (0.0%)
	上越地域消防局	屋内消火栓設備	880	7 (100.0%)	1 (14.3%)	0 (0.0%)	0 (0.0%)	3 (42.9%)	3 (42.9%)	0 (0.0%)	0.80%	7 (100.0%)	6 (85.7%)	6 (100.0%)	1 (14.3%)	0 (0.0%)	0 (0.0%)
		スプリンクラー設備	5	0	0	0	0	0	0	0	0.00%	0	0	0	0	0	0
		自動火災報知設備	2,271	12 (100.0%)	0 (0.0%)	1 (8.3%)	0 (0.0%)	8 (66.7%)	3 (25.0%)	0 (0.0%)	0.53%	12 (100.0%)	11 (91.7%)	11 (100.0%)	1 (8.3%)	0 (0.0%)	0 (0.0%)
	管内人口20万人未満消防本部	屋内消火栓設備	3,512	252 (100.0%)	12 (4.8%)	20 (7.9%)	20 (7.9%)	42 (16.7%)	158 (62.7%)	0 (0.0%)	7.18%	252 (100.0%)	250 (99.2%)	246 (98.4%)	1 (0.4%)	1 (0.4%)	0 (0.0%)
		スプリンクラー設備	26	0	0	0	0	0	0	0	0.00%	0	0	0	0	0	0
		自動火災報知設備	9,996	260 (100.0%)	8 (3.1%)	24 (9.2%)	23 (8.8%)	45 (17.3%)	160 (61.5%)	0 (0.0%)	2.60%	260 (100.0%)	258 (99.2%)	254 (98.4%)	2 (0.8%)	0 (0.0%)	0 (0.0%)
富山県		屋内消火栓設備	3,662	59 (100.0%)	9 (15.3%)	9 (15.3%)	2 (3.4%)	11 (18.6%)	28 (47.5%)	0 (0.0%)	1.61%	59 (100.0%)	59 (100.0%)	59 (100.0%)	0 (0.0%)	0 (0.0%)	0 (0.0%)
		スプリンクラー設備	42	0	0	0	0	0	0	0	0.00%	0	0	0	0	0	0
		自動火災報知設備	10,739	72 (100.0%)	8 (11.1%)	9 (12.5%)	3 (4.2%)	11 (15.3%)	41 (56.9%)	0 (0.0%)	0.67%	72 (100.0%)	71 (98.6%)	71 (100.0%)	1 (1.4%)	0 (0.0%)	0 (0.0%)
	富山市消防局	屋内消火栓設備	1,572	11 (100.0%)	6 (54.5%)	5 (45.5%)	0 (0.0%)	0 (0.0%)	0 (0.0%)	0 (0.0%)	0.70%	11 (100.0%)	11 (100.0%)	11 (100.0%)	0 (0.0%)	0 (0.0%)	0 (0.0%)
		スプリンクラー設備	36	0	0	0	0	0	0	0	0.00%	0	0	0	0	0	0
		自動火災報知設備	4,462	5 (100.0%)	4 (80.0%)	1 (20.0%)	0 (0.0%)	0 (0.0%)	0 (0.0%)	0 (0.0%)	0.11%	5 (100.0%)	5 (100.0%)	5 (100.0%)	0 (0.0%)	0 (0.0%)	0 (0.0%)
	管内人口20万人未満消防本部	屋内消火栓設備	2,090	48 (100.0%)	3 (6.3%)	4 (8.3%)	2 (4.2%)	11 (22.9%)	28 (58.3%)	0 (0.0%)	2.30%	48 (100.0%)	48 (100.0%)	48 (100.0%)	0 (0.0%)	0 (0.0%)	0 (0.0%)
		スプリンクラー設備	6	0	0	0	0	0	0	0	0.00%	0	0	0	0	0	0
		自動火災報知設備	6,277	67 (100.0%)	4 (6.0%)	8 (11.9%)	3 (4.5%)	11 (16.4%)	41 (61.2%)	0 (0.0%)	1.07%	67 (100.0%)	66 (98.5%)	66 (100.0%)	1 (1.5%)	0 (0.0%)	0 (0.0%)
石川県		屋内消火栓設備	3,634	126 (100.0%)	26 (20.6%)	11 (8.7%)	5 (4.0%)	8 (6.3%)	76 (60.3%)	0 (0.0%)	3.47%	126 (100.0%)	126 (100.0%)	122 (96.8%)	0 (0.0%)	0 (0.0%)	0 (0.0%)
		スプリンクラー設備	57	0	0	0	0	0	0	0	0.00%	0	0	0	0	0	0
		自動火災報知設備	11,491	137 (100.0%)	17 (12.4%)	14 (10.2%)	14 (10.2%)	10 (7.3%)	82 (59.9%)	0 (0.0%)	1.19%	137 (100.0%)	137 (100.0%)	134 (97.8%)	0 (0.0%)	0 (0.0%)	0 (0.0%)
	金沢市消防局	屋内消火栓設備	1,335	2 (100.0%)	2 (100.0%)	0 (0.0%)	0 (0.0%)	0 (0.0%)	0 (0.0%)	0 (0.0%)	0.15%	2 (100.0%)	2 (100.0%)	1 (50.0%)	0 (0.0%)	0 (0.0%)	0 (0.0%)
		スプリンクラー設備	35	0	0	0	0	0	0	0	0.00%	0	0	0	0	0	0
		自動火災報知設備	4,916	3 (100.0%)	2 (66.7%)	0 (0.0%)	0 (0.0%)	1 (33.3%)	0 (0.0%)	0 (0.0%)	0.06%	3 (100.0%)	3 (100.0%)	2 (66.7%)	0 (0.0%)	0 (0.0%)	0 (0.0%)
	管内人口20万人未満消防本部	屋内消火栓設備	2,299	124 (100.0%)	24 (19.4%)	11 (8.9%)	5 (4.0%)	8 (6.5%)	76 (61.3%)	0 (0.0%)	5.39%	124 (100.0%)	124 (100.0%)	121 (97.6%)	0 (0.0%)	0 (0.0%)	0 (0.0%)
		スプリンクラー設備	22	0	0	0	0	0	0	0	0.00%	0	0	0	0	0	0
		自動火災報知設備	6,575	134 (100.0%)	15 (11.2%)	14 (10.4%)	14 (10.4%)	9 (6.7%)	82 (61.2%)	0 (0.0%)	2.04%	134 (100.0%)	134 (100.0%)	132 (98.5%)	0 (0.0%)	0 (0.0%)	0 (0.0%)
福井県		屋内消火栓設備	2,630	69 (100.0%)	27 (39.1%)	9 (13.0%)	4 (5.8%)	3 (4.3%)	26 (37.7%)	0 (0.0%)	2.62%	69 (100.0%)	69 (100.0%)	69 (100.0%)	0 (0.0%)	0 (0.0%)	0 (0.0%)
		スプリンクラー設備	23	0	0	0	0	0	0	0	0.00%	0	0	0	0	0	0
		自動火災報知設備	8,399	49 (100.0%)	13 (26.5%)	8 (16.3%)	2 (4.1%)	4 (8.2%)	22 (44.9%)	0 (0.0%)	0.58%	49 (100.0%)	49 (100.0%)	49 (100.0%)	0 (0.0%)	0 (0.0%)	0 (0.0%)
	福井市消防局	屋内消火栓設備	912	2 (100.0%)	2 (100.0%)	0 (0.0%)	0 (0.0%)	0 (0.0%)	0 (0.0%)	0 (0.0%)	0.22%	2 (100.0%)	2 (100.0%)	2 (100.0%)	0 (0.0%)	0 (0.0%)	0 (0.0%)
		スプリンクラー設備	11	0	0	0	0	0	0	0	0.00%	0	0	0	0	0	0
		自動火災報知設備	3,138	1 (100.0%)	1 (100.0%)	0 (0.0%)	0 (0.0%)	0 (0.0%)	0 (0.0%)	0 (0.0%)	0.03%	1 (100.0%)	1 (100.0%)	1 (100.0%)	0 (0.0%)	0 (0.0%)	0 (0.0%)

重大違反対象物※1の状況※2（非特定防火対象物※3・消防用設備等別）

都道府県名	消防本部名	消防用設備等区分	義務対象物数※4	重大違反対象物数※5	違反覚知からの経過年数 ※6						重大違反率（%）	（参考）是正指導・是正措置の状況等					
					1年未満	1年以上3年未満	3年以上5年未満	5年以上10年未満	10年以上	不明※7		是正指導・是正措置中の対象物数	警告前段の行政指導実施中の対象物数	改修期限を定めている対象物数	警告対象物数	命令対象物数	告発対象物数
			A	B(B/B)	C(C/B)	D(D/B)	E(E/B)	F(F/B)	G(G/B)	H(H/B)	I(B/A)	J(J/B)	K(K/J)	L(L/K)	M(M/B)	N(N/B)	O(O/B)
	管内人口20万人未満消防本部	屋内消火栓設備	1,718	67 (100.0%)	25 (37.3%)	9 (13.4%)	4 (6.0%)	3 (4.5%)	26 (38.8%)	0 (0.0%)	3.90%	67 (100.0%)	67 (100.0%)	67 (100.0%)	0 (0.0%)	0 (0.0%)	0 (0.0%)
		スプリンクラー設備	12	0	0	0	0	0	0	0	0.00%	0	0	0	0	0	0
		自動火災報知設備	5,261	48 (100.0%)	12 (25.0%)	8 (16.7%)	2 (4.2%)	4 (8.3%)	22 (45.8%)	0 (0.0%)	0.91%	48 (100.0%)	48 (100.0%)	48 (100.0%)	0 (0.0%)	0 (0.0%)	0 (0.0%)
山梨県		屋内消火栓設備	2,233	112 (100.0%)	14 (12.5%)	24 (21.4%)	14 (12.5%)	21 (18.8%)	39 (34.8%)	0 (0.0%)	5.02%	112 (100.0%)	112 (100.0%)	94 (83.9%)	0 (0.0%)	0 (0.0%)	0 (0.0%)
		スプリンクラー設備	34	0	0	0	0	0	0	0	0.00%	0	0	0	0	0	0
		自動火災報知設備	6,874	124 (100.0%)	8 (6.5%)	21 (16.9%)	10 (8.1%)	15 (12.1%)	70 (56.5%)	0 (0.0%)	1.80%	124 (100.0%)	124 (100.0%)	104 (83.9%)	0 (0.0%)	0 (0.0%)	0 (0.0%)
	甲府地区広域行政事務組合消防本部	屋内消火栓設備	710	26 (100.0%)	7 (26.9%)	4 (15.4%)	5 (19.2%)	4 (15.4%)	6 (23.1%)	0 (0.0%)	3.66%	26 (100.0%)	26 (100.0%)	26 (100.0%)	0 (0.0%)	0 (0.0%)	0 (0.0%)
		スプリンクラー設備	22	0	0	0	0	0	0	0	0.00%	0	0	0	0	0	0
		自動火災報知設備	2,241	21 (100.0%)	5 (23.8%)	7 (33.3%)	1 (4.8%)	1 (4.8%)	7 (33.3%)	0 (0.0%)	0.94%	21 (100.0%)	21 (100.0%)	21 (100.0%)	0 (0.0%)	0 (0.0%)	0 (0.0%)
	管内人口20万人未満消防本部	屋内消火栓設備	1,523	86 (100.0%)	7 (8.1%)	20 (23.3%)	9 (10.5%)	17 (19.8%)	33 (38.4%)	0 (0.0%)	5.65%	86 (100.0%)	86 (100.0%)	68 (79.1%)	0 (0.0%)	0 (0.0%)	0 (0.0%)
		スプリンクラー設備	12	0	0	0	0	0	0	0	0.00%	0	0	0	0	0	0
		自動火災報知設備	4,633	103 (100.0%)	3 (2.9%)	14 (13.6%)	9 (8.7%)	14 (13.6%)	63 (61.2%)	0 (0.0%)	2.22%	103 (100.0%)	103 (100.0%)	83 (80.6%)	0 (0.0%)	0 (0.0%)	0 (0.0%)
長野県		屋内消火栓設備	6,903	207 (100.0%)	19 (9.2%)	28 (13.5%)	13 (6.3%)	23 (11.1%)	124 (59.9%)	0 (0.0%)	3.00%	207 (100.0%)	195 (94.2%)	164 (84.1%)	12 (5.8%)	0 (0.0%)	0 (0.0%)
		スプリンクラー設備	60	0	0	0	0	0	0	0	0.00%	0	0	0	0	0	0
		自動火災報知設備	20,530	216 (100.0%)	23 (10.6%)	32 (14.8%)	7 (3.2%)	26 (12.0%)	128 (59.3%)	0 (0.0%)	1.05%	216 (100.0%)	207 (95.8%)	178 (86.0%)	9 (4.2%)	0 (0.0%)	0 (0.0%)
	長野市消防局	屋内消火栓設備	1,218	3 (100.0%)	2 (66.7%)	0 (0.0%)	0 (0.0%)	0 (0.0%)	1 (33.3%)	0 (0.0%)	0.25%	3 (100.0%)	2 (66.7%)	0 (0.0%)	1 (33.3%)	0 (0.0%)	0 (0.0%)
		スプリンクラー設備	28	0	0	0	0	0	0	0	0.00%	0	0	0	0	0	0
		自動火災報知設備	3,540	2 (100.0%)	1 (50.0%)	1 (50.0%)	0 (0.0%)	0 (0.0%)	0 (0.0%)	0 (0.0%)	0.06%	2 (100.0%)	2 (100.0%)	1 (50.0%)	0 (0.0%)	0 (0.0%)	0 (0.0%)
	松本広域消防局	屋内消火栓設備	1,893	17 (100.0%)	8 (47.1%)	2 (11.8%)	1 (5.9%)	1 (5.9%)	5 (29.4%)	0 (0.0%)	0.90%	17 (100.0%)	13 (76.5%)	13 (100.0%)	4 (23.5%)	0 (0.0%)	0 (0.0%)
		スプリンクラー設備	17	0	0	0	0	0	0	0	0.00%	0	0	0	0	0	0
		自動火災報知設備	4,233	29 (100.0%)	8 (27.6%)	15 (51.7%)	0 (0.0%)	2 (6.9%)	4 (13.8%)	0 (0.0%)	0.69%	29 (100.0%)	26 (89.7%)	26 (100.0%)	3 (10.3%)	0 (0.0%)	0 (0.0%)
	佐久広域連合消防本部	屋内消火栓設備	500	0	0	0	0	0	0	0	0.00%	0	0	0	0	0	0
		スプリンクラー設備	3	0	0	0	0	0	0	0	0.00%	0	0	0	0	0	0
		自動火災報知設備	1,699	0	0	0	0	0	0	0	0.00%	0	0	0	0	0	0
	管内人口20万人未満消防本部	屋内消火栓設備	3,292	187 (100.0%)	9 (4.8%)	26 (13.9%)	12 (6.4%)	22 (11.8%)	118 (63.1%)	0 (0.0%)	5.68%	187 (100.0%)	180 (96.3%)	151 (83.9%)	7 (3.7%)	0 (0.0%)	0 (0.0%)
		スプリンクラー設備	12	0	0	0	0	0	0	0	0.00%	0	0	0	0	0	0
		自動火災報知設備	11,058	185 (100.0%)	14 (7.6%)	16 (8.6%)	7 (3.8%)	24 (13.0%)	124 (67.0%)	0 (0.0%)	1.67%	185 (100.0%)	179 (96.8%)	151 (84.4%)	6 (3.2%)	0 (0.0%)	0 (0.0%)
岐阜県		屋内消火栓設備	7,012	475 (100.0%)	38 (8.0%)	69 (14.5%)	61 (12.8%)	53 (11.2%)	254 (53.5%)	0 (0.0%)	6.77%	475 (100.0%)	408 (85.9%)	268 (65.7%)	41 (8.6%)	26 (5.5%)	0 (0.0%)
		スプリンクラー設備	154	5 (100.0%)	0 (0.0%)	5 (100.0%)	0 (0.0%)	0 (0.0%)	0 (0.0%)	0 (0.0%)	3.25%	5 (100.0%)	3 (60.0%)	3 (100.0%)	0 (0.0%)	2 (40.0%)	0 (0.0%)
		自動火災報知設備	21,665	538 (100.0%)	29 (5.4%)	63 (11.7%)	70 (13.0%)	51 (9.5%)	325 (60.4%)	0 (0.0%)	2.48%	538 (100.0%)	480 (89.2%)	306 (63.8%)	33 (6.1%)	25 (4.6%)	0 (0.0%)
	岐阜市消防本部	屋内消火栓設備	1,506	2 (100.0%)	0 (0.0%)	0 (0.0%)	0 (0.0%)	0 (0.0%)	2 (100.0%)	0 (0.0%)	0.13%	2 (100.0%)	0 (0.0%)	0	2 (100.0%)	0 (0.0%)	0 (0.0%)
		スプリンクラー設備	71	0	0	0	0	0	0	0	0.00%	0	0	0	0	0	0
		自動火災報知設備	5,537	2 (100.0%)	0 (0.0%)	0 (0.0%)	0 (0.0%)	0 (0.0%)	2 (100.0%)	0 (0.0%)	0.04%	2 (100.0%)	0 (0.0%)	0	2 (100.0%)	0 (0.0%)	0 (0.0%)
	可茂消防事務組合消防本部	屋内消火栓設備	755	3 (100.0%)	3 (100.0%)	0 (0.0%)	0 (0.0%)	0 (0.0%)	0 (0.0%)	0 (0.0%)	0.40%	3 (100.0%)	3 (100.0%)	3 (100.0%)	0 (0.0%)	0 (0.0%)	0 (0.0%)
		スプリンクラー設備	9	0	0	0	0	0	0	0	0.00%	0	0	0	0	0	0
		自動火災報知設備	2,298	2 (100.0%)	2 (100.0%)	0 (0.0%)	0 (0.0%)	0 (0.0%)	0 (0.0%)	0 (0.0%)	0.09%	2 (100.0%)	2 (100.0%)	2 (100.0%)	0 (0.0%)	0 (0.0%)	0 (0.0%)

重大違反対象物※1の状況※2（非特定防火対象物※3・消防用設備等別）

都道府県名	消防本部名	消防用設備等区分	義務対象物数※4	重大違反対象物数※5	違反覚知からの経過年数 ※6						重大違反率（%）	（参考）是正指導・是正措置の状況等					
					1年未満	1年以上3年未満	3年以上5年未満	5年以上10年未満	10年以上	不明※7		是正指導・是正措置中の対象物数	警告前段の行政指導実施中の対象物数	改修期限を定めている対象物数	警告対象物数	命令対象物数	告発対象物数
			A	B(B/B)	C(C/B)	D(D/B)	E(E/B)	F(F/B)	G(G/B)	H(H/B)	I(B/A)	J(J/B)	K(K/J)	L(L/K)	M(M/B)	N(N/B)	O(O/B)
	大垣消防組合消防本部	屋内消火栓設備	1,000	110 (100.0%)	1 (0.9%)	30 (27.3%)	5 (4.5%)	5 (4.5%)	69 (62.7%)	0 (0.0%)	11.00%	110 (100.0%)	65 (59.1%)	65 (100.0%)	25 (22.7%)	20 (18.2%)	0 (0.0%)
		スプリンクラー設備	19	5 (100.0%)	0 (0.0%)	5 (100.0%)	0 (0.0%)	0 (0.0%)	0 (0.0%)	0 (0.0%)	26.32%	5 (100.0%)	3 (60.0%)	3 (100.0%)	0 (0.0%)	2 (40.0%)	0 (0.0%)
		自動火災報知設備	2,367	86 (100.0%)	0 (0.0%)	24 (27.9%)	4 (4.7%)	5 (5.8%)	53 (61.6%)	0 (0.0%)	3.63%	86 (100.0%)	49 (57.0%)	49 (100.0%)	18 (20.9%)	19 (22.1%)	0 (0.0%)
	管内人口20万人未満消防本部	屋内消火栓設備	3,751	360 (100.0%)	34 (9.4%)	39 (10.8%)	56 (15.6%)	48 (13.3%)	183 (50.8%)	0 (0.0%)	9.60%	360 (100.0%)	340 (94.4%)	200 (58.8%)	14 (3.9%)	6 (1.7%)	0 (0.0%)
		スプリンクラー設備	55	0 –	0 –	0 –	0 –	0 –	0 –	0 –	0.00%	0 –	0 –	0 –	0 –	0 –	0 –
		自動火災報知設備	11,463	448 (100.0%)	27 (6.0%)	39 (8.7%)	66 (14.7%)	46 (10.3%)	270 (60.3%)	0 (0.0%)	3.91%	448 (100.0%)	429 (95.8%)	255 (59.4%)	13 (2.9%)	6 (1.3%)	0 (0.0%)
静岡県		屋内消火栓設備	11,779	258 (100.0%)	48 (18.6%)	40 (15.5%)	20 (7.8%)	52 (20.2%)	98 (38.0%)	0 (0.0%)	2.19%	258 (100.0%)	246 (95.3%)	243 (98.8%)	10 (3.9%)	2 (0.8%)	0 (0.0%)
		スプリンクラー設備	292	0 –	0 –	0 –	0 –	0 –	0 –	0 –	0.00%	0 –	0 –	0 –	0 –	0 –	0 –
		自動火災報知設備	37,378	201 (100.0%)	39 (19.4%)	47 (23.4%)	20 (10.0%)	43 (21.4%)	52 (25.9%)	0 (0.0%)	0.54%	201 (100.0%)	195 (97.0%)	191 (97.9%)	6 (3.0%)	0 (0.0%)	0 (0.0%)
	静岡市消防局	屋内消火栓設備	3,054	49 (100.0%)	12 (24.5%)	10 (20.4%)	5 (10.2%)	9 (18.4%)	13 (26.5%)	0 (0.0%)	1.60%	49 (100.0%)	47 (95.9%)	47 (100.0%)	1 (2.0%)	1 (2.0%)	0 (0.0%)
		スプリンクラー設備	76	0 –	0 –	0 –	0 –	0 –	0 –	0 –	0.00%	0 –	0 –	0 –	0 –	0 –	0 –
		自動火災報知設備	8,717	32 (100.0%)	10 (31.3%)	8 (25.0%)	4 (12.5%)	7 (21.9%)	3 (9.4%)	0 (0.0%)	0.37%	32 (100.0%)	30 (93.8%)	30 (100.0%)	2 (6.3%)	0 (0.0%)	0 (0.0%)
	浜松市消防局	屋内消火栓設備	2,583	12 (100.0%)	6 (50.0%)	4 (33.3%)	1 (8.3%)	0 (0.0%)	1 (8.3%)	0 (0.0%)	0.46%	12 (100.0%)	10 (83.3%)	10 (100.0%)	2 (16.7%)	0 (0.0%)	0 (0.0%)
		スプリンクラー設備	83	0 –	0 –	0 –	0 –	0 –	0 –	0 –	0.00%	0 –	0 –	0 –	0 –	0 –	0 –
		自動火災報知設備	7,742	10 (100.0%)	7 (70.0%)	1 (10.0%)	1 (10.0%)	0 (0.0%)	1 (10.0%)	0 (0.0%)	0.13%	10 (100.0%)	9 (90.0%)	9 (100.0%)	1 (10.0%)	0 (0.0%)	0 (0.0%)
	富士市消防本部	屋内消火栓設備	865	44 (100.0%)	1 (2.3%)	2 (4.5%)	4 (9.1%)	12 (27.3%)	25 (56.8%)	0 (0.0%)	5.09%	44 (100.0%)	42 (95.5%)	42 (100.0%)	2 (4.5%)	0 (0.0%)	0 (0.0%)
		スプリンクラー設備	18	0 –	0 –	0 –	0 –	0 –	0 –	0 –	0.00%	0 –	0 –	0 –	0 –	0 –	0 –
		自動火災報知設備	3,257	32 (100.0%)	1 (3.1%)	8 (25.0%)	4 (12.5%)	9 (28.1%)	10 (31.3%)	0 (0.0%)	0.98%	32 (100.0%)	31 (96.9%)	31 (100.0%)	1 (3.1%)	0 (0.0%)	0 (0.0%)
	駿東伊豆消防本部	屋内消火栓設備	1,303	22 (100.0%)	3 (13.6%)	3 (13.6%)	0 (0.0%)	3 (13.6%)	13 (59.1%)	0 (0.0%)	1.69%	22 (100.0%)	22 (100.0%)	22 (100.0%)	0 (0.0%)	0 (0.0%)	0 (0.0%)
		スプリンクラー設備	44	0 –	0 –	0 –	0 –	0 –	0 –	0 –	0.00%	0 –	0 –	0 –	0 –	0 –	0 –
		自動火災報知設備	4,485	26 (100.0%)	2 (7.7%)	7 (26.9%)	1 (3.8%)	4 (15.4%)	12 (46.2%)	0 (0.0%)	0.58%	26 (100.0%)	26 (100.0%)	26 (100.0%)	0 (0.0%)	0 (0.0%)	0 (0.0%)
	志太広域事務組合志太消防本部	屋内消火栓設備	933	21 (100.0%)	9 (42.9%)	2 (9.5%)	5 (23.8%)	0 (0.0%)	5 (23.8%)	0 (0.0%)	2.25%	21 (100.0%)	18 (85.7%)	18 (100.0%)	2 (9.5%)	1 (4.8%)	0 (0.0%)
		スプリンクラー設備	13	0 –	0 –	0 –	0 –	0 –	0 –	0 –	0.00%	0 –	0 –	0 –	0 –	0 –	0 –
		自動火災報知設備	2,780	16 (100.0%)	5 (31.3%)	1 (6.3%)	4 (25.0%)	1 (6.3%)	5 (31.3%)	0 (0.0%)	0.58%	16 (100.0%)	15 (93.8%)	15 (100.0%)	1 (6.3%)	0 (0.0%)	0 (0.0%)
	富士山南東消防本部	屋内消火栓設備	588	16 (100.0%)	0 (0.0%)	13 (81.3%)	0 (0.0%)	0 (0.0%)	3 (18.8%)	0 (0.0%)	2.72%	16 (100.0%)	15 (93.8%)	15 (100.0%)	1 (6.3%)	0 (0.0%)	0 (0.0%)
		スプリンクラー設備	10	0 –	0 –	0 –	0 –	0 –	0 –	0 –	0.00%	0 –	0 –	0 –	0 –	0 –	0 –
		自動火災報知設備	1,870	15 (100.0%)	0 (0.0%)	13 (86.7%)	0 (0.0%)	1 (6.7%)	1 (6.7%)	0 (0.0%)	0.80%	15 (100.0%)	15 (100.0%)	15 (100.0%)	0 (0.0%)	0 (0.0%)	0 (0.0%)
	管内人口20万人未満消防本部	屋内消火栓設備	2,453	94 (100.0%)	17 (18.1%)	6 (6.4%)	5 (5.3%)	28 (29.8%)	38 (40.4%)	0 (0.0%)	3.83%	94 (100.0%)	92 (97.9%)	89 (96.7%)	2 (2.1%)	0 (0.0%)	0 (0.0%)
		スプリンクラー設備	48	0 –	0 –	0 –	0 –	0 –	0 –	0 –	0.00%	0 –	0 –	0 –	0 –	0 –	0 –
		自動火災報知設備	8,527	70 (100.0%)	14 (20.0%)	9 (12.9%)	6 (8.6%)	21 (30.0%)	20 (28.6%)	0 (0.0%)	0.82%	70 (100.0%)	69 (98.6%)	65 (94.2%)	1 (1.4%)	0 (0.0%)	0 (0.0%)
愛知県		屋内消火栓設備	27,116	969 (100.0%)	178 (18.4%)	206 (21.3%)	75 (7.7%)	219 (22.6%)	288 (29.7%)	3 (0.3%)	3.57%	969 (100.0%)	942 (97.2%)	793 (84.2%)	27 (2.8%)	0 (0.0%)	0 (0.0%)
		スプリンクラー設備	2,203	2 (100.0%)	2 (100.0%)	0 (0.0%)	0 (0.0%)	0 (0.0%)	0 (0.0%)	0 (0.0%)	0.09%	2 (100.0%)	2 (100.0%)	2 (100.0%)	0 (0.0%)	0 (0.0%)	0 (0.0%)
		自動火災報知設備	84,405	1,002 (100.0%)	157 (15.7%)	190 (19.0%)	69 (6.9%)	249 (24.9%)	325 (32.4%)	12 (1.2%)	1.19%	1,002 (100.0%)	982 (98.0%)	833 (84.8%)	20 (2.0%)	0 (0.0%)	0 (0.0%)
	名古屋市消防局	屋内消火栓設備	10,234	28 (100.0%)	4 (14.3%)	11 (39.3%)	2 (7.1%)	3 (10.7%)	8 (28.6%)	0 (0.0%)	0.27%	28 (100.0%)	10 (35.7%)	9 (90.0%)	18 (64.3%)	0 (0.0%)	0 (0.0%)
		スプリンクラー設備	1,530	0 –	0 –	0 –	0 –	0 –	0 –	0 –	0.00%	0 –	0 –	0 –	0 –	0 –	0 –
		自動火災報知設備	32,488	18 (100.0%)	5 (27.8%)	1 (5.6%)	2 (11.1%)	1 (5.6%)	9 (50.0%)	0 (0.0%)	0.06%	18 (100.0%)	6 (33.3%)	6 (100.0%)	12 (66.7%)	0 (0.0%)	0 (0.0%)

重大違反対象物※1の状況※2（非特定防火対象物※3・消防用設備等別）

都道府県名	消防本部名	消防用設備等区分	義務対象物数※4	重大違反対象物数※5	違反覚知からの経過年数 ※6						重大違反率（%）	（参考）是正指導・是正措置の状況等					
					1年未満	1年以上3年未満	3年以上5年未満	5年以上10年未満	10年以上	不明※7		是正指導・是正措置中の対象物数	警告前段の行政指導実施中の対象物数	改修期限を定めている対象物数	警告対象物数	命令対象物数	告発対象物数
			A	B(B/B)	C(C/B)	D(D/B)	E(E/B)	F(F/B)	G(G/B)	H(H/B)	I(B/A)	J(J/B)	K(K/J)	L(L/K)	M(M/B)	N(N/B)	O(O/B)
	豊橋市消防本部	屋内消火栓設備	1,119	50 (100.0%)	3 (6.0%)	6 (12.0%)	5 (10.0%)	12 (24.0%)	24 (48.0%)	0 (0.0%)	4.47%	50 (100.0%)	49 (98.0%)	1 (2.0%)	1 (2.0%)	0 (0.0%)	0 (0.0%)
		スプリンクラー設備	37	0	0	0	0	0	0	0	0.00%	0	0	0	0	0	0
		自動火災報知設備	3,824	44 (100.0%)	0 (0.0%)	5 (11.4%)	2 (4.5%)	5 (11.4%)	32 (72.7%)	0 (0.0%)	1.15%	44 (100.0%)	43 (97.7%)	1 (2.3%)	1 (2.3%)	0 (0.0%)	0 (0.0%)
	岡崎市消防本部	屋内消火栓設備	816	70 (100.0%)	6 (8.6%)	40 (57.1%)	9 (12.9%)	12 (17.1%)	3 (4.3%)	0 (0.0%)	8.58%	70 (100.0%)	70 (100.0%)	70 (100.0%)	0 (0.0%)	0 (0.0%)	0 (0.0%)
		スプリンクラー設備	53	1 (100.0%)	1 (100.0%)	0 (0.0%)	0 (0.0%)	0 (0.0%)	0 (0.0%)	0 (0.0%)	1.89%	1 (100.0%)	1 (100.0%)	1 (100.0%)	0 (0.0%)	0 (0.0%)	0 (0.0%)
		自動火災報知設備	2,865	51 (100.0%)	7 (13.7%)	25 (49.0%)	3 (5.9%)	11 (21.6%)	5 (9.8%)	0 (0.0%)	1.78%	51 (100.0%)	51 (100.0%)	51 (100.0%)	0 (0.0%)	0 (0.0%)	0 (0.0%)
	一宮市消防本部	屋内消火栓設備	629	56 (100.0%)	3 (5.4%)	4 (7.1%)	1 (1.8%)	9 (16.1%)	39 (69.6%)	0 (0.0%)	8.90%	56 (100.0%)	56 (100.0%)	43 (76.8%)	0 (0.0%)	0 (0.0%)	0 (0.0%)
		スプリンクラー設備	1	0	0	0	0	0	0	0	0.00%	0	0	0	0	0	0
		自動火災報知設備	2,498	44 (100.0%)	2 (4.5%)	7 (15.9%)	2 (4.5%)	4 (9.1%)	29 (65.9%)	0 (0.0%)	1.76%	44 (100.0%)	44 (100.0%)	34 (77.3%)	0 (0.0%)	0 (0.0%)	0 (0.0%)
	春日井市消防本部	屋内消火栓設備	1,149	6 (100.0%)	6 (100.0%)	0 (0.0%)	0 (0.0%)	0 (0.0%)	0 (0.0%)	0 (0.0%)	0.52%	6 (100.0%)	5 (83.3%)	5 (100.0%)	1 (16.7%)	0 (0.0%)	0 (0.0%)
		スプリンクラー設備	86	1 (100.0%)	1 (100.0%)	0 (0.0%)	0 (0.0%)	0 (0.0%)	0 (0.0%)	0 (0.0%)	1.16%	1 (100.0%)	1 (100.0%)	1 (100.0%)	0 (0.0%)	0 (0.0%)	0 (0.0%)
		自動火災報知設備	3,119	2 (100.0%)	2 (100.0%)	0 (0.0%)	0 (0.0%)	0 (0.0%)	0 (0.0%)	0 (0.0%)	0.06%	2 (100.0%)	1 (50.0%)	1 (100.0%)	1 (50.0%)	0 (0.0%)	0 (0.0%)
	豊田市消防本部	屋内消火栓設備	2,189	149 (100.0%)	11 (7.4%)	51 (34.2%)	27 (18.1%)	26 (17.4%)	34 (22.8%)	0 (0.0%)	6.81%	149 (100.0%)	149 (100.0%)	149 (100.0%)	0 (0.0%)	0 (0.0%)	0 (0.0%)
		スプリンクラー設備	121	0	0	0	0	0	0	0	0.00%	0	0	0	0	0	0
		自動火災報知設備	5,146	130 (100.0%)	11 (8.5%)	42 (32.3%)	24 (18.5%)	28 (21.5%)	25 (19.2%)	0 (0.0%)	2.53%	130 (100.0%)	130 (100.0%)	130 (100.0%)	0 (0.0%)	0 (0.0%)	0 (0.0%)
	知多中部広域事務組合消防本部	屋内消火栓設備	817	5 (100.0%)	2 (40.0%)	1 (20.0%)	0 (0.0%)	2 (40.0%)	0 (0.0%)	0 (0.0%)	0.61%	5 (100.0%)	5 (100.0%)	5 (100.0%)	0 (0.0%)	0 (0.0%)	0 (0.0%)
		スプリンクラー設備	34	0	0	0	0	0	0	0	0.00%	0	0	0	0	0	0
		自動火災報知設備	2,287	14 (100.0%)	3 (21.4%)	3 (21.4%)	0 (0.0%)	4 (28.6%)	4 (28.6%)	0 (0.0%)	0.61%	14 (100.0%)	14 (100.0%)	14 (100.0%)	0 (0.0%)	0 (0.0%)	0 (0.0%)
	尾三消防本部	屋内消火栓設備	643	35 (100.0%)	20 (57.1%)	6 (17.1%)	4 (11.4%)	4 (11.4%)	1 (2.9%)	0 (0.0%)	5.44%	35 (100.0%)	34 (97.1%)	34 (100.0%)	1 (2.9%)	0 (0.0%)	0 (0.0%)
		スプリンクラー設備	34	0	0	0	0	0	0	0	0.00%	0	0	0	0	0	0
		自動火災報知設備	3,183	18 (100.0%)	10 (55.6%)	3 (16.7%)	3 (16.7%)	2 (11.1%)	0 (0.0%)	0 (0.0%)	0.57%	18 (100.0%)	18 (100.0%)	18 (100.0%)	0 (0.0%)	0 (0.0%)	0 (0.0%)
	衣浦東部広域連合消防局	屋内消火栓設備	1,908	147 (100.0%)	8 (5.4%)	5 (3.4%)	19 (12.9%)	107 (72.8%)	8 (5.4%)	0 (0.0%)	7.70%	147 (100.0%)	147 (100.0%)	147 (100.0%)	0 (0.0%)	0 (0.0%)	0 (0.0%)
		スプリンクラー設備	141	0	0	0	0	0	0	0	0.00%	0	0	0	0	0	0
		自動火災報知設備	6,132	174 (100.0%)	9 (5.2%)	6 (3.4%)	24 (13.8%)	128 (73.6%)	7 (4.0%)	0 (0.0%)	2.84%	174 (100.0%)	174 (100.0%)	174 (100.0%)	0 (0.0%)	0 (0.0%)	0 (0.0%)
	管内人口20万人未満消防本部	屋内消火栓設備	7,612	423 (100.0%)	115 (27.2%)	82 (19.4%)	8 (1.9%)	44 (10.4%)	171 (40.4%)	3 (0.7%)	5.56%	423 (100.0%)	417 (98.6%)	330 (79.1%)	6 (1.4%)	0 (0.0%)	0 (0.0%)
		スプリンクラー設備	166	0	0	0	0	0	0	0	0.00%	0	0	0	0	0	0
		自動火災報知設備	22,863	507 (100.0%)	108 (21.3%)	98 (19.3%)	9 (1.8%)	66 (13.0%)	214 (42.2%)	12 (2.4%)	2.22%	507 (100.0%)	501 (98.8%)	404 (80.6%)	6 (1.2%)	0 (0.0%)	0 (0.0%)
三重県		屋内消火栓設備	5,673	359 (100.0%)	57 (15.9%)	42 (11.7%)	50 (13.9%)	51 (14.2%)	158 (44.0%)	1 (0.3%)	6.33%	359 (100.0%)	353 (98.3%)	155 (43.9%)	6 (1.7%)	0 (0.0%)	0 (0.0%)
		スプリンクラー設備	175	0	0	0	0	0	0	0	0.00%	0	0	0	0	0	0
		自動火災報知設備	18,425	359 (100.0%)	46 (12.8%)	34 (9.5%)	37 (10.3%)	42 (11.7%)	200 (55.7%)	0 (0.0%)	1.95%	359 (100.0%)	356 (99.2%)	133 (37.4%)	3 (0.8%)	0 (0.0%)	0 (0.0%)
	桑名市消防本部	屋内消火栓設備	799	59 (100.0%)	21 (35.6%)	12 (20.3%)	14 (23.7%)	3 (5.1%)	9 (15.3%)	0 (0.0%)	7.38%	59 (100.0%)	53 (89.8%)	52 (98.1%)	6 (10.2%)	0 (0.0%)	0 (0.0%)
		スプリンクラー設備	24	0	0	0	0	0	0	0	0.00%	0	0	0	0	0	0
		自動火災報知設備	2,310	52 (100.0%)	24 (46.2%)	10 (19.2%)	2 (3.8%)	4 (7.7%)	12 (23.1%)	0 (0.0%)	2.25%	52 (100.0%)	49 (94.2%)	47 (95.9%)	3 (5.8%)	0 (0.0%)	0 (0.0%)
	四日市市消防本部	屋内消火栓設備	1,312	110 (100.0%)	12 (10.9%)	19 (17.3%)	23 (20.9%)	18 (16.4%)	38 (34.5%)	0 (0.0%)	8.38%	110 (100.0%)	110 (100.0%)	0 (0.0%)	0 (0.0%)	0 (0.0%)	0 (0.0%)
		スプリンクラー設備	69	0	0	0	0	0	0	0	0.00%	0	0	0	0	0	0
		自動火災報知設備	4,211	102 (100.0%)	8 (7.8%)	13 (12.7%)	24 (23.5%)	16 (15.7%)	41 (40.2%)	0 (0.0%)	2.42%	102 (100.0%)	102 (100.0%)	0 (0.0%)	0 (0.0%)	0 (0.0%)	0 (0.0%)

重大違反対象物※1の状況※2（非特定防火対象物※3・消防用設備等別）

都道府県名	消防本部名	消防用設備等区分	義務対象物数※4	重大違反対象物数※5	違反覚知からの経過年数 ※6						重大違反率（%）	（参考）是正指導・是正措置の状況等					
					1年未満	1年以上3年未満	3年以上5年未満	5年以上10年未満	10年以上	不明※7		是正指導・是正措置中の対象物数	警告前段の行政指導実施中の対象物数	改修期限を定めている対象物数	警告対象物数	命令対象物数	告発対象物数
			A	B(B/B)	C(C/B)	D(D/B)	E(E/B)	F(F/B)	G(G/B)	H(H/B)	I(B/A)	J(J/B)	K(K/J)	L(L/K)	M(M/B)	N(N/B)	O(O/B)
	津市消防本部	屋内消火栓設備	1,032	46 (100.0%)	19 (41.3%)	2 (4.3%)	2 (4.3%)	2 (4.3%)	21 (45.7%)	0 (0.0%)	4.46%	46 (100.0%)	46 (100.0%)	15 (32.6%)	0 (0.0%)	0 (0.0%)	0 (0.0%)
		スプリンクラー設備	34	0	0	0	0	0	0	0	0.00%	0	0	0	0	0	0
		自動火災報知設備	3,186	39 (100.0%)	6 (15.4%)	3 (7.7%)	0 (0.0%)	1 (2.6%)	29 (74.4%)	0 (0.0%)	1.22%	39 (100.0%)	39 (100.0%)	1 (2.6%)	0 (0.0%)	0 (0.0%)	0 (0.0%)
	松阪地区広域消防組合消防本部	屋内消火栓設備	630	39 (100.0%)	2 (5.1%)	3 (7.7%)	0 (0.0%)	8 (20.5%)	26 (66.7%)	0 (0.0%)	6.19%	39 (100.0%)	39 (100.0%)	0 (0.0%)	0 (0.0%)	0 (0.0%)	0 (0.0%)
		スプリンクラー設備	14	0	0	0	0	0	0	0	0.00%	0	0	0	0	0	0
		自動火災報知設備	2,090	49 (100.0%)	2 (4.1%)	5 (10.2%)	1 (2.0%)	7 (14.3%)	34 (69.4%)	0 (0.0%)	2.34%	49 (100.0%)	49 (100.0%)	0 (0.0%)	0 (0.0%)	0 (0.0%)	0 (0.0%)
	管内人口20万人未満消防本部	屋内消火栓設備	1,900	105 (100.0%)	3 (2.9%)	6 (5.7%)	11 (10.5%)	20 (19.0%)	64 (61.0%)	1 (1.0%)	5.53%	105 (100.0%)	105 (100.0%)	88 (83.8%)	0 (0.0%)	0 (0.0%)	0 (0.0%)
		スプリンクラー設備	34	0	0	0	0	0	0	0	0.00%	0	0	0	0	0	0
		自動火災報知設備	6,628	117 (100.0%)	6 (5.1%)	3 (2.6%)	10 (8.5%)	14 (12.0%)	84 (71.8%)	0 (0.0%)	1.77%	117 (100.0%)	117 (100.0%)	85 (72.6%)	0 (0.0%)	0 (0.0%)	0 (0.0%)
滋賀県		屋内消火栓設備	5,159	243 (100.0%)	51 (21.0%)	56 (23.0%)	19 (7.8%)	19 (7.8%)	98 (40.3%)	0 (0.0%)	4.71%	243 (100.0%)	225 (92.6%)	174 (77.3%)	17 (7.0%)	1 (0.4%)	0 (0.0%)
		スプリンクラー設備	195	0	0	0	0	0	0	0	0.00%	0	0	0	0	0	0
		自動火災報知設備	15,236	267 (100.0%)	36 (13.5%)	36 (13.5%)	19 (7.1%)	37 (13.9%)	139 (52.1%)	0 (0.0%)	1.75%	267 (100.0%)	261 (97.8%)	176 (67.4%)	6 (2.2%)	0 (0.0%)	0 (0.0%)
	大津市消防局	屋内消火栓設備	893	1 (100.0%)	1 (100.0%)	0 (0.0%)	0 (0.0%)	0 (0.0%)	0 (0.0%)	0 (0.0%)	0.11%	1 (100.0%)	1 (100.0%)	1 (100.0%)	0 (0.0%)	0 (0.0%)	0 (0.0%)
		スプリンクラー設備	74	0	0	0	0	0	0	0	0.00%	0	0	0	0	0	0
		自動火災報知設備	2,648	0	0	0	0	0	0	0	0.00%	0	0	0	0	0	0
	湖南広域消防局	屋内消火栓設備	1,204	58 (100.0%)	12 (20.7%)	30 (51.7%)	8 (13.8%)	5 (8.6%)	3 (5.2%)	0 (0.0%)	4.82%	58 (100.0%)	40 (69.0%)	40 (100.0%)	17 (29.3%)	1 (1.7%)	0 (0.0%)
		スプリンクラー設備	80	0	0	0	0	0	0	0	0.00%	0	0	0	0	0	0
		自動火災報知設備	3,576	29 (100.0%)	7 (24.1%)	16 (55.2%)	3 (10.3%)	3 (10.3%)	0 (0.0%)	0 (0.0%)	0.81%	29 (100.0%)	24 (82.8%)	24 (100.0%)	5 (17.2%)	0 (0.0%)	0 (0.0%)
	東近江行政組合消防本部	屋内消火栓設備	1,014	18 (100.0%)	13 (72.2%)	3 (16.7%)	0 (0.0%)	1 (5.6%)	1 (5.6%)	0 (0.0%)	1.78%	18 (100.0%)	18 (100.0%)	18 (100.0%)	0 (0.0%)	0 (0.0%)	0 (0.0%)
		スプリンクラー設備	24	0	0	0	0	0	0	0	0.00%	0	0	0	0	0	0
		自動火災報知設備	2,810	21 (100.0%)	12 (57.1%)	1 (4.8%)	2 (9.5%)	3 (14.3%)	3 (14.3%)	0 (0.0%)	0.75%	21 (100.0%)	20 (95.2%)	20 (100.0%)	1 (4.8%)	0 (0.0%)	0 (0.0%)
	管内人口20万人未満消防本部	屋内消火栓設備	2,048	166 (100.0%)	25 (15.1%)	23 (13.9%)	11 (6.6%)	13 (7.8%)	94 (56.6%)	0 (0.0%)	8.11%	166 (100.0%)	166 (100.0%)	115 (69.3%)	0 (0.0%)	0 (0.0%)	0 (0.0%)
		スプリンクラー設備	17	0	0	0	0	0	0	0	0.00%	0	0	0	0	0	0
		自動火災報知設備	6,202	217 (100.0%)	17 (7.8%)	19 (8.8%)	14 (6.5%)	31 (14.3%)	136 (62.7%)	0 (0.0%)	3.50%	217 (100.0%)	217 (100.0%)	132 (60.8%)	0 (0.0%)	0 (0.0%)	0 (0.0%)
京都府		屋内消火栓設備	8,343	210 (100.0%)	27 (12.9%)	35 (16.7%)	15 (7.1%)	24 (11.4%)	106 (50.5%)	3 (1.4%)	2.52%	210 (100.0%)	161 (76.7%)	114 (70.8%)	49 (23.3%)	0 (0.0%)	0 (0.0%)
		スプリンクラー設備	494	0	0	0	0	0	0	0	0.00%	0	0	0	0	0	0
		自動火災報知設備	27,407	223 (100.0%)	25 (11.2%)	27 (12.1%)	22 (9.9%)	33 (14.8%)	115 (51.6%)	1 (0.4%)	0.81%	223 (100.0%)	181 (81.2%)	119 (65.7%)	42 (18.8%)	0 (0.0%)	0 (0.0%)
	京都市消防局	屋内消火栓設備	5,228	116 (100.0%)	14 (12.1%)	26 (22.4%)	8 (6.9%)	12 (10.3%)	56 (48.3%)	0 (0.0%)	2.22%	116 (100.0%)	80 (69.0%)	67 (83.8%)	36 (31.0%)	0 (0.0%)	0 (0.0%)
		スプリンクラー設備	422	0	0	0	0	0	0	0	0.00%	0	0	0	0	0	0
		自動火災報知設備	17,402	111 (100.0%)	11 (9.9%)	23 (20.7%)	12 (10.8%)	13 (11.7%)	52 (46.8%)	0 (0.0%)	0.64%	111 (100.0%)	80 (72.1%)	70 (87.5%)	31 (27.9%)	0 (0.0%)	0 (0.0%)
	管内人口20万人未満消防本部	屋内消火栓設備	3,115	94 (100.0%)	13 (13.8%)	9 (9.6%)	7 (7.4%)	12 (12.8%)	50 (53.2%)	3 (3.2%)	3.02%	94 (100.0%)	81 (86.2%)	47 (58.0%)	13 (13.8%)	0 (0.0%)	0 (0.0%)
		スプリンクラー設備	72	0	0	0	0	0	0	0	0.00%	0	0	0	0	0	0
		自動火災報知設備	10,005	112 (100.0%)	14 (12.5%)	4 (3.6%)	10 (8.9%)	20 (17.9%)	63 (56.3%)	1 (0.9%)	1.12%	112 (100.0%)	101 (90.2%)	49 (48.5%)	11 (9.8%)	0 (0.0%)	0 (0.0%)
大阪府		屋内消火栓設備	36,961	1,831 (100.0%)	95 (5.2%)	134 (7.3%)	156 (8.5%)	269 (14.7%)	1,172 (64.0%)	5 (0.3%)	4.95%	1,831 (100.0%)	1,827 (99.8%)	1,081 (59.2%)	3 (0.2%)	1 (0.1%)	0 (0.0%)
		スプリンクラー設備	5,058	20 (100.0%)	1 (5.0%)	6 (30.0%)	1 (5.0%)	1 (5.0%)	11 (55.0%)	0 (0.0%)	0.40%	20 (100.0%)	20 (100.0%)	8 (40.0%)	0 (0.0%)	0 (0.0%)	0 (0.0%)
		自動火災報知設備	103,733	1,985 (100.0%)	102 (5.1%)	148 (7.5%)	165 (8.3%)	277 (14.0%)	1,288 (64.9%)	5 (0.3%)	1.91%	1,985 (100.0%)	1,982 (99.8%)	1,143 (57.7%)	3 (0.2%)	0 (0.0%)	0 (0.0%)

重大違反対象物※1の状況※2（非特定防火対象物※3・消防用設備等別）

都道府県名	消防本部名	消防用設備等区分	義務対象物数※4	重大違反対象物数※5	違反覚知からの経過年数　※6						重大違反率（%）	（参考）是正指導・是正措置の状況等					
					1年未満	1年以上3年未満	3年以上5年未満	5年以上10年未満	10年以上	不明※7		是正指導・是正措置中の対象物数	警告前段の行政指導実施中の対象物数	改修期限を定めている対象物数	警告対象物数	命令対象物数	告発対象物数
			A	B(B/B)	C(C/B)	D(D/B)	E(E/B)	F(F/B)	G(G/B)	H(H/B)	I(B/A)	J(J/B)	K(K/J)	L(L/K)	M(M/B)	N(N/B)	O(O/B)
	大阪市消防局	屋内消火栓設備	15,283	296 (100.0%)	35 (11.8%)	54 (18.2%)	30 (10.1%)	50 (16.9%)	127 (42.9%)	0 (0.0%)	1.94%	296 (100.0%)	296 (100.0%)	0 (0.0%)	0 (0.0%)	0 (0.0%)	0 (0.0%)
		スプリンクラー設備	3,484	11 (100.0%)	1 (9.1%)	6 (54.5%)	1 (9.1%)	0 (0.0%)	3 (27.3%)	0 (0.0%)	0.32%	11 (100.0%)	11 (100.0%)	0 (0.0%)	0 (0.0%)	0 (0.0%)	0 (0.0%)
		自動火災報知設備	41,189	273 (100.0%)	57 (20.9%)	63 (23.1%)	32 (11.7%)	45 (16.5%)	76 (27.8%)	0 (0.0%)	0.66%	273 (100.0%)	273 (100.0%)	0 (0.0%)	0 (0.0%)	0 (0.0%)	0 (0.0%)
	堺市消防局	屋内消火栓設備	4,215	87 (100.0%)	2 (2.3%)	16 (18.4%)	24 (27.6%)	39 (44.8%)	6 (6.9%)	0 (0.0%)	2.06%	87 (100.0%)	84 (96.6%)	84 (100.0%)	3 (3.4%)	0 (0.0%)	0 (0.0%)
		スプリンクラー設備	365	1 (100.0%)	0 (0.0%)	0 (0.0%)	0 (0.0%)	1 (100.0%)	0 (0.0%)	0 (0.0%)	0.27%	1 (100.0%)	1 (100.0%)	1 (100.0%)	0 (0.0%)	0 (0.0%)	0 (0.0%)
		自動火災報知設備	9,378	120 (100.0%)	3 (2.5%)	13 (10.8%)	40 (33.3%)	54 (45.0%)	10 (8.3%)	0 (0.0%)	1.28%	120 (100.0%)	117 (97.5%)	117 (100.0%)	3 (2.5%)	0 (0.0%)	0 (0.0%)
	豊中市消防局	屋内消火栓設備	1,248	3 (100.0%)	0 (0.0%)	3 (100.0%)	0 (0.0%)	0 (0.0%)	0 (0.0%)	0 (0.0%)	0.24%	3 (100.0%)	3 (100.0%)	3 (100.0%)	0 (0.0%)	0 (0.0%)	0 (0.0%)
		スプリンクラー設備	119	0 –	0 –	0 –	0 –	0 –	0 –	0 –	0.00%	0 –	0 –	0 –	0 –	0 –	0 –
		自動火災報知設備	4,658	9 (100.0%)	1 (11.1%)	5 (55.6%)	3 (33.3%)	0 (0.0%)	0 (0.0%)	0 (0.0%)	0.19%	9 (100.0%)	9 (100.0%)	9 (100.0%)	0 (0.0%)	0 (0.0%)	0 (0.0%)
	吹田市消防本部	屋内消火栓設備	1,552	6 (100.0%)	4 (66.7%)	1 (16.7%)	1 (16.7%)	0 (0.0%)	0 (0.0%)	0 (0.0%)	0.39%	6 (100.0%)	6 (100.0%)	6 (100.0%)	0 (0.0%)	0 (0.0%)	0 (0.0%)
		スプリンクラー設備	278	0 –	0 –	0 –	0 –	0 –	0 –	0 –	0.00%	0 –	0 –	0 –	0 –	0 –	0 –
		自動火災報知設備	4,798	2 (100.0%)	0 (0.0%)	1 (50.0%)	1 (50.0%)	0 (0.0%)	0 (0.0%)	0 (0.0%)	0.04%	2 (100.0%)	2 (100.0%)	2 (100.0%)	0 (0.0%)	0 (0.0%)	0 (0.0%)
	高槻市消防本部	屋内消火栓設備	827	6 (100.0%)	0 (0.0%)	0 (0.0%)	1 (16.7%)	1 (16.7%)	4 (66.7%)	0 (0.0%)	0.73%	6 (100.0%)	5 (83.3%)	5 (100.0%)	0 (0.0%)	1 (16.7%)	0 (0.0%)
		スプリンクラー設備	78	0 –	0 –	0 –	0 –	0 –	0 –	0 –	0.00%	0 –	0 –	0 –	0 –	0 –	0 –
		自動火災報知設備	2,712	3 (100.0%)	0 (0.0%)	0 (0.0%)	0 (0.0%)	0 (0.0%)	3 (100.0%)	0 (0.0%)	0.11%	3 (100.0%)	3 (100.0%)	3 (100.0%)	0 (0.0%)	0 (0.0%)	0 (0.0%)
	茨木市消防本部	屋内消火栓設備	990	4 (100.0%)	2 (50.0%)	2 (50.0%)	0 (0.0%)	0 (0.0%)	0 (0.0%)	0 (0.0%)	0.40%	4 (100.0%)	4 (100.0%)	4 (100.0%)	0 (0.0%)	0 (0.0%)	0 (0.0%)
		スプリンクラー設備	56	0 –	0 –	0 –	0 –	0 –	0 –	0 –	0.00%	0 –	0 –	0 –	0 –	0 –	0 –
		自動火災報知設備	2,992	2 (100.0%)	1 (50.0%)	1 (50.0%)	0 (0.0%)	0 (0.0%)	0 (0.0%)	0 (0.0%)	0.07%	2 (100.0%)	2 (100.0%)	2 (100.0%)	0 (0.0%)	0 (0.0%)	0 (0.0%)
	八尾市消防本部	屋内消火栓設備	951	338 (100.0%)	6 (1.8%)	21 (6.2%)	18 (5.3%)	35 (10.4%)	258 (76.3%)	0 (0.0%)	35.54%	338 (100.0%)	338 (100.0%)	0 (0.0%)	0 (0.0%)	0 (0.0%)	0 (0.0%)
		スプリンクラー設備	37	1 (100.0%)	0 (0.0%)	0 (0.0%)	0 (0.0%)	0 (0.0%)	1 (100.0%)	0 (0.0%)	2.70%	1 (100.0%)	1 (100.0%)	0 (0.0%)	0 (0.0%)	0 (0.0%)	0 (0.0%)
		自動火災報知設備	3,480	453 (100.0%)	5 (1.1%)	20 (4.4%)	20 (4.4%)	44 (9.7%)	364 (80.4%)	0 (0.0%)	13.02%	453 (100.0%)	453 (100.0%)	0 (0.0%)	0 (0.0%)	0 (0.0%)	0 (0.0%)
	東大阪市消防局	屋内消火栓設備	2,645	593 (100.0%)	0 (0.0%)	1 (0.2%)	38 (6.4%)	78 (13.2%)	476 (80.3%)	0 (0.0%)	22.42%	593 (100.0%)	593 (100.0%)	593 (100.0%)	0 (0.0%)	0 (0.0%)	0 (0.0%)
		スプリンクラー設備	139	5 (100.0%)	0 (0.0%)	0 (0.0%)	0 (0.0%)	0 (0.0%)	5 (100.0%)	0 (0.0%)	3.60%	5 (100.0%)	5 (100.0%)	5 (100.0%)	0 (0.0%)	0 (0.0%)	0 (0.0%)
		自動火災報知設備	7,497	572 (100.0%)	0 (0.0%)	4 (0.7%)	34 (5.9%)	68 (11.9%)	466 (81.5%)	0 (0.0%)	7.63%	572 (100.0%)	572 (100.0%)	572 (100.0%)	0 (0.0%)	0 (0.0%)	0 (0.0%)
	守口市門真市消防組合消防本部	屋内消火栓設備	1,091	116 (100.0%)	3 (2.6%)	2 (1.7%)	8 (6.9%)	11 (9.5%)	92 (79.3%)	0 (0.0%)	10.63%	116 (100.0%)	116 (100.0%)	116 (100.0%)	0 (0.0%)	0 (0.0%)	0 (0.0%)
		スプリンクラー設備	48	0 –	0 –	0 –	0 –	0 –	0 –	0 –	0.00%	0 –	0 –	0 –	0 –	0 –	0 –
		自動火災報知設備	395	84 (100.0%)	0 (0.0%)	0 (0.0%)	1 (1.2%)	8 (9.5%)	74 (88.1%)	1 (1.2%)	21.27%	84 (100.0%)	84 (100.0%)	84 (100.0%)	0 (0.0%)	0 (0.0%)	0 (0.0%)
	枚方寝屋川消防組合消防本部	屋内消火栓設備	1,863	40 (100.0%)	0 (0.0%)	4 (10.0%)	2 (5.0%)	6 (15.0%)	28 (70.0%)	0 (0.0%)	2.15%	40 (100.0%)	40 (100.0%)	1 (2.5%)	0 (0.0%)	0 (0.0%)	0 (0.0%)
		スプリンクラー設備	170	0 –	0 –	0 –	0 –	0 –	0 –	0 –	0.00%	0 –	0 –	0 –	0 –	0 –	0 –
		自動火災報知設備	5,101	37 (100.0%)	2 (5.4%)	0 (0.0%)	1 (2.7%)	9 (24.3%)	25 (67.6%)	0 (0.0%)	0.73%	37 (100.0%)	37 (100.0%)	3 (8.1%)	0 (0.0%)	0 (0.0%)	0 (0.0%)
	柏原羽曳野藤井寺消防組合消防本部	屋内消火栓設備	637	51 (100.0%)	14 (27.5%)	1 (2.0%)	4 (7.8%)	14 (27.5%)	18 (35.3%)	0 (0.0%)	8.01%	51 (100.0%)	51 (100.0%)	51 (100.0%)	0 (0.0%)	0 (0.0%)	0 (0.0%)
		スプリンクラー設備	3	0 –	0 –	0 –	0 –	0 –	0 –	0 –	0.00%	0 –	0 –	0 –	0 –	0 –	0 –
		自動火災報知設備	2,017	18 (100.0%)	1 (5.6%)	1 (5.6%)	0 (0.0%)	8 (44.4%)	8 (44.4%)	0 (0.0%)	0.89%	18 (100.0%)	18 (100.0%)	18 (100.0%)	0 (0.0%)	0 (0.0%)	0 (0.0%)
	泉州南広域消防本部	屋内消火栓設備	817	111 (100.0%)	2 (1.8%)	0 (0.0%)	2 (1.8%)	21 (18.9%)	86 (77.5%)	0 (0.0%)	13.59%	111 (100.0%)	111 (100.0%)	111 (100.0%)	0 (0.0%)	0 (0.0%)	0 (0.0%)
		スプリンクラー設備	27	2 (100.0%)	0 (0.0%)	0 (0.0%)	0 (0.0%)	0 (0.0%)	2 (100.0%)	0 (0.0%)	7.41%	2 (100.0%)	2 (100.0%)	2 (100.0%)	0 (0.0%)	0 (0.0%)	0 (0.0%)
		自動火災報知設備	2,215	182 (100.0%)	2 (1.1%)	1 (0.5%)	2 (1.1%)	23 (12.6%)	154 (84.6%)	0 (0.0%)	8.22%	182 (100.0%)	182 (100.0%)	182 (100.0%)	0 (0.0%)	0 (0.0%)	0 (0.0%)

重大違反対象物※1の状況※2（非特定防火対象物※3・消防用設備等別）

都道府県名	消防本部名	消防用設備等区分	義務対象物数※4	重大違反対象物数※5	違反覚知からの経過年数 ※6						重大違反率（%）	（参考）是正指導・是正措置の状況等					
					1年未満	1年以上3年未満	3年以上5年未満	5年以上10年未満	10年以上	不明※7		是正指導・是正措置中の対象物数	警告前段の行政指導実施中の対象物数	改修期限を定めている対象物数	警告対象物数	命令対象物数	告発対象物数
			A	B(B/B)	C(C/B)	D(D/B)	E(E/B)	F(F/B)	G(G/B)	H(H/B)	I(B/A)	J(J/B)	K(K/J)	L(L/K)	M(M/B)	N(N/B)	O(O/B)
	管内人口20万人未満消防本部	屋内消火栓設備	4,842	180 (100.0%)	27 (15.0%)	29 (16.1%)	28 (15.6%)	14 (7.8%)	77 (42.8%)	5 (2.8%)	3.72%	180 (100.0%)	180 (100.0%)	107 (59.4%)	0 (0.0%)	0 (0.0%)	0 (0.0%)
		スプリンクラー設備	254	0	0	0	0	0	0	0	0.00%	0	0	0	0	0	0
		自動火災報知設備	17,301	230 (100.0%)	30 (13.0%)	39 (17.0%)	31 (13.5%)	18 (7.8%)	108 (47.0%)	4 (1.7%)	1.33%	230 (100.0%)	230 (100.0%)	151 (65.7%)	0 (0.0%)	0 (0.0%)	0 (0.0%)
兵庫県		屋内消火栓設備	17,592	220 (100.0%)	45 (20.5%)	33 (15.0%)	11 (5.0%)	21 (9.5%)	108 (49.1%)	2 (0.9%)	1.25%	220 (100.0%)	215 (97.7%)	187 (87.0%)	4 (1.8%)	1 (0.5%)	0 (0.0%)
		スプリンクラー設備	1,758	0	0	0	0	0	0	0	0.00%	0	0	0	0	0	0
		自動火災報知設備	54,187	313 (100.0%)	44 (14.1%)	36 (11.5%)	18 (5.8%)	20 (6.4%)	193 (61.7%)	2 (0.6%)	0.58%	313 (100.0%)	306 (97.8%)	282 (92.2%)	7 (2.2%)	0 (0.0%)	0 (0.0%)
	神戸市消防局	屋内消火栓設備	5,281	12 (100.0%)	8 (66.7%)	4 (33.3%)	0 (0.0%)	0 (0.0%)	0 (0.0%)	0 (0.0%)	0.23%	12 (100.0%)	9 (75.0%)	9 (100.0%)	3 (25.0%)	0 (0.0%)	0 (0.0%)
		スプリンクラー設備	609	0	0	0	0	0	0	0	0.00%	0	0	0	0	0	0
		自動火災報知設備	14,643	7 (100.0%)	6 (85.7%)	1 (14.3%)	0 (0.0%)	0 (0.0%)	0 (0.0%)	0 (0.0%)	0.05%	7 (100.0%)	5 (71.4%)	5 (100.0%)	2 (28.6%)	0 (0.0%)	0 (0.0%)
	姫路市消防局	屋内消火栓設備	1,940	47 (100.0%)	18 (38.3%)	10 (21.3%)	1 (2.1%)	1 (2.1%)	15 (31.9%)	2 (4.3%)	2.42%	47 (100.0%)	47 (100.0%)	26 (55.3%)	0 (0.0%)	0 (0.0%)	0 (0.0%)
		スプリンクラー設備	772	0	0	0	0	0	0	0	0.00%	0	0	0	0	0	0
		自動火災報知設備	5,781	54 (100.0%)	14 (25.9%)	12 (22.2%)	2 (3.7%)	2 (3.7%)	22 (40.7%)	2 (3.7%)	0.93%	54 (100.0%)	52 (96.3%)	37 (71.2%)	2 (3.7%)	0 (0.0%)	0 (0.0%)
	尼崎市消防局	屋内消火栓設備	1,205	18 (100.0%)	11 (61.1%)	3 (16.7%)	3 (16.7%)	1 (5.6%)	0 (0.0%)	0 (0.0%)	1.49%	18 (100.0%)	16 (88.9%)	16 (100.0%)	1 (5.6%)	1 (5.6%)	0 (0.0%)
		スプリンクラー設備	47	0	0	0	0	0	0	0	0.00%	0	0	0	0	0	0
		自動火災報知設備	6,259	24 (100.0%)	10 (41.7%)	4 (16.7%)	8 (33.3%)	2 (8.3%)	0 (0.0%)	0 (0.0%)	0.38%	24 (100.0%)	21 (87.5%)	21 (100.0%)	3 (12.5%)	0 (0.0%)	0 (0.0%)
	明石市消防局	屋内消火栓設備	516	1 (100.0%)	0 (0.0%)	0 (0.0%)	1 (100.0%)	0 (0.0%)	0 (0.0%)	0 (0.0%)	0.19%	1 (100.0%)	1 (100.0%)	1 (100.0%)	0 (0.0%)	0 (0.0%)	0 (0.0%)
		スプリンクラー設備	22	0	0	0	0	0	0	0	0.00%	0	0	0	0	0	0
		自動火災報知設備	2,153	1 (100.0%)	1 (100.0%)	0 (0.0%)	0 (0.0%)	0 (0.0%)	0 (0.0%)	0 (0.0%)	0.05%	1 (100.0%)	1 (100.0%)	1 (100.0%)	0 (0.0%)	0 (0.0%)	0 (0.0%)
	西宮市消防局	屋内消火栓設備	1,810	0	0	0	0	0	0	0	0.00%	0	0	0	0	0	0
		スプリンクラー設備	124	0	0	0	0	0	0	0	0.00%	0	0	0	0	0	0
		自動火災報知設備	5,198	0	0	0	0	0	0	0	0.00%	0	0	0	0	0	0
	加古川市消防本部	屋内消火栓設備	863	5 (100.0%)	0 (0.0%)	0 (0.0%)	2 (40.0%)	3 (60.0%)	0 (0.0%)	0 (0.0%)	0.58%	5 (100.0%)	5 (100.0%)	5 (100.0%)	0 (0.0%)	0 (0.0%)	0 (0.0%)
		スプリンクラー設備	15	0	0	0	0	0	0	0	0.00%	0	0	0	0	0	0
		自動火災報知設備	2,709	4 (100.0%)	0 (0.0%)	0 (0.0%)	1 (25.0%)	3 (75.0%)	0 (0.0%)	0 (0.0%)	0.15%	4 (100.0%)	4 (100.0%)	4 (100.0%)	0 (0.0%)	0 (0.0%)	0 (0.0%)
	宝塚市消防本部	屋内消火栓設備	594	0	0	0	0	0	0	0	0.00%	0	0	0	0	0	0
		スプリンクラー設備	51	0	0	0	0	0	0	0	0.00%	0	0	0	0	0	0
		自動火災報知設備	1,679	0	0	0	0	0	0	0	0.00%	0	0	0	0	0	0
	管内人口20万人未満消防本部	屋内消火栓設備	5,383	137 (100.0%)	8 (5.8%)	16 (11.7%)	4 (2.9%)	16 (11.7%)	93 (67.9%)	0 (0.0%)	2.55%	137 (100.0%)	137 (100.0%)	130 (94.9%)	0 (0.0%)	0 (0.0%)	0 (0.0%)
		スプリンクラー設備	118	0	0	0	0	0	0	0	0.00%	0	0	0	0	0	0
		自動火災報知設備	15,765	223 (100.0%)	13 (5.8%)	19 (8.5%)	7 (3.1%)	13 (5.8%)	171 (76.7%)	0 (0.0%)	1.41%	223 (100.0%)	223 (100.0%)	214 (96.0%)	0 (0.0%)	0 (0.0%)	0 (0.0%)
奈良県		屋内消火栓設備	3,224	99 (100.0%)	7 (7.1%)	13 (13.1%)	17 (17.2%)	19 (19.2%)	43 (43.4%)	0 (0.0%)	3.07%	99 (100.0%)	91 (91.9%)	84 (92.3%)	6 (6.1%)	2 (2.0%)	0 (0.0%)
		スプリンクラー設備	43	0	0	0	0	0	0	0	0.00%	0	0	0	0	0	0
		自動火災報知設備	10,117	108 (100.0%)	3 (2.8%)	9 (8.3%)	20 (18.5%)	15 (13.9%)	61 (56.5%)	0 (0.0%)	1.07%	108 (100.0%)	100 (92.6%)	94 (94.0%)	6 (5.6%)	2 (1.9%)	0 (0.0%)
	奈良市消防局	屋内消火栓設備	613	36 (100.0%)	1 (2.8%)	8 (22.2%)	3 (8.3%)	10 (27.8%)	14 (38.9%)	0 (0.0%)	5.87%	36 (100.0%)	33 (91.7%)	33 (100.0%)	1 (2.8%)	2 (5.6%)	0 (0.0%)
		スプリンクラー設備	5	0	0	0	0	0	0	0	0.00%	0	0	0	0	0	0
		自動火災報知設備	2,411	31 (100.0%)	0 (0.0%)	2 (6.5%)	2 (6.5%)	9 (29.0%)	18 (58.1%)	0 (0.0%)	1.29%	31 (100.0%)	29 (93.5%)	29 (100.0%)	0 (0.0%)	2 (6.5%)	0 (0.0%)

重大違反対象物※1の状況※2（非特定防火対象物※3・消防用設備等別）

都道府県名	消防本部名	消防用設備等区分	義務対象物数※4	重大違反対象物数※5	違反覚知からの経過年数 ※6						重大違反率（%）	（参考）是正指導・是正措置の状況等					
					1年未満	1年以上3年未満	3年以上5年未満	5年以上10年未満	10年以上	不明※7		是正指導・是正措置中の対象物数	警告前段の行政指導実施中の対象物数	改修期限を定めている対象物数	警告対象物数	命令対象物数	告発対象物数
			A	B(B/B)	C(C/B)	D(D/B)	E(E/B)	F(F/B)	G(G/B)	H(H/B)	I(B/A)	J(J/B)	K(K/J)	L(L/K)	M(M/B)	N(N/B)	O(O/B)
	奈良県広域消防組合消防本部	屋内消火栓設備	2,364	59 (100.0%)	5 (8.5%)	5 (8.5%)	13 (22.0%)	8 (13.6%)	28 (47.5%)	0 (0.0%)	2.50%	59 (100.0%)	55 (93.2%)	51 (92.7%)	4 (6.8%)	0 (0.0%)	0 (0.0%)
		スプリンクラー設備	33	0	0	0	0	0	0	0	0.00%	0	0	0	0	0	0
		自動火災報知設備	7,055	74 (100.0%)	2 (2.7%)	7 (9.5%)	18 (24.3%)	5 (6.8%)	42 (56.8%)	0 (0.0%)	1.05%	74 (100.0%)	69 (93.2%)	65 (94.2%)	5 (6.8%)	0 (0.0%)	0 (0.0%)
	管内人口20万人未満消防本部	屋内消火栓設備	247	4 (100.0%)	1 (25.0%)	0 (0.0%)	1 (25.0%)	1 (25.0%)	1 (25.0%)	0 (0.0%)	1.62%	4 (100.0%)	3 (75.0%)	0 (0.0%)	1 (25.0%)	0 (0.0%)	0 (0.0%)
		スプリンクラー設備	5	0	0	0	0	0	0	0	0.00%	0	0	0	0	0	0
		自動火災報知設備	651	3 (100.0%)	1 (33.3%)	0 (0.0%)	0 (0.0%)	1 (33.3%)	1 (33.3%)	0 (0.0%)	0.46%	3 (100.0%)	2 (66.7%)	0 (0.0%)	1 (33.3%)	0 (0.0%)	0 (0.0%)
和歌山県		屋内消火栓設備	2,274	104 (100.0%)	5 (4.8%)	7 (6.7%)	49 (47.1%)	13 (12.5%)	30 (28.8%)	0 (0.0%)	4.57%	104 (100.0%)	104 (100.0%)	103 (99.0%)	0 (0.0%)	0 (0.0%)	0 (0.0%)
		スプリンクラー設備	58	0	0	0	0	0	0	0	0.00%	0	0	0	0	0	0
		自動火災報知設備	7,624	121 (100.0%)	7 (5.8%)	11 (9.1%)	58 (47.9%)	11 (9.1%)	34 (28.1%)	0 (0.0%)	1.59%	121 (100.0%)	121 (100.0%)	120 (99.2%)	0 (0.0%)	0 (0.0%)	0 (0.0%)
	和歌山市消防局	屋内消火栓設備	1097	10 (100.0%)	0 (0.0%)	0 (0.0%)	0 (0.0%)	2 (20.0%)	8 (80.0%)	0 (0.0%)	0.91%	10 (100.0%)	10 (100.0%)	10 (100.0%)	0 (0.0%)	0 (0.0%)	0 (0.0%)
		スプリンクラー設備	43	0	0	0	0	0	0	0	0.00%	0	0	0	0	0	0
		自動火災報知設備	3765	7 (100.0%)	0 (0.0%)	0 (0.0%)	0 (0.0%)	0 (0.0%)	7 (100.0%)	0 (0.0%)	0.19%	7 (100.0%)	7 (100.0%)	7 (100.0%)	0 (0.0%)	0 (0.0%)	0 (0.0%)
	管内人口20万人未満消防本部	屋内消火栓設備	1,177	94 (100.0%)	5 (5.3%)	7 (7.4%)	49 (52.1%)	11 (11.7%)	22 (23.4%)	0 (0.0%)	7.99%	94 (100.0%)	94 (100.0%)	93 (98.9%)	0 (0.0%)	0 (0.0%)	0 (0.0%)
		スプリンクラー設備	15	0	0	0	0	0	0	0	0.00%	0	0	0	0	0	0
		自動火災報知設備	3,859	114 (100.0%)	7 (6.1%)	11 (9.6%)	58 (50.9%)	11 (9.6%)	27 (23.7%)	0 (0.0%)	2.95%	114 (100.0%)	114 (100.0%)	113 (99.1%)	0 (0.0%)	0 (0.0%)	0 (0.0%)
鳥取県		屋内消火栓設備	1,701	52 (100.0%)	3 (5.8%)	1 (1.9%)	4 (7.7%)	21 (40.4%)	23 (44.2%)	0 (0.0%)	3.06%	52 (100.0%)	51 (98.1%)	51 (100.0%)	1 (1.9%)	0 (0.0%)	0 (0.0%)
		スプリンクラー設備	11	0	0	0	0	0	0	0	0.00%	0	0	0	0	0	0
		自動火災報知設備	5,273	78 (100.0%)	5 (6.4%)	5 (6.4%)	5 (6.4%)	27 (34.6%)	36 (46.2%)	0 (0.0%)	1.48%	78 (100.0%)	75 (96.2%)	74 (98.7%)	3 (3.8%)	0 (0.0%)	0 (0.0%)
	鳥取県東部広域行政管理組合消防局	屋内消火栓設備	462	13 (100.0%)	3 (23.1%)	0 (0.0%)	1 (7.7%)	7 (53.8%)	2 (15.4%)	0 (0.0%)	2.81%	13 (100.0%)	13 (100.0%)	13 (100.0%)	0 (0.0%)	0 (0.0%)	0 (0.0%)
		スプリンクラー設備	1	0	0	0	0	0	0	0	0.00%	0	0	0	0	0	0
		自動火災報知設備	1,792	24 (100.0%)	3 (12.5%)	2 (8.3%)	4 (16.7%)	12 (50.0%)	3 (12.5%)	0 (0.0%)	1.34%	24 (100.0%)	24 (100.0%)	24 (100.0%)	0 (0.0%)	0 (0.0%)	0 (0.0%)
	鳥取県西部広域行政管理組合消防局	屋内消火栓設備	839	35 (100.0%)	0 (0.0%)	0 (0.0%)	2 (5.7%)	14 (40.0%)	19 (54.3%)	0 (0.0%)	4.17%	35 (100.0%)	35 (100.0%)	35 (100.0%)	0 (0.0%)	0 (0.0%)	0 (0.0%)
		スプリンクラー設備	9	0	0	0	0	0	0	0	0.00%	0	0	0	0	0	0
		自動火災報知設備	2,259	45 (100.0%)	1 (2.2%)	1 (2.2%)	0 (0.0%)	15 (33.3%)	28 (62.2%)	0 (0.0%)	1.99%	45 (100.0%)	44 (97.8%)	43 (97.7%)	1 (2.2%)	0 (0.0%)	0 (0.0%)
	管内人口20万人未満消防本部	屋内消火栓設備	400	4 (100.0%)	0 (0.0%)	1 (25.0%)	1 (25.0%)	0 (0.0%)	2 (50.0%)	0 (0.0%)	1.00%	4 (100.0%)	3 (75.0%)	3 (100.0%)	1 (25.0%)	0 (0.0%)	0 (0.0%)
		スプリンクラー設備	1	0	0	0	0	0	0	0	0.00%	0	0	0	0	0	0
		自動火災報知設備	1,222	9 (100.0%)	1 (11.1%)	2 (22.2%)	1 (11.1%)	0 (0.0%)	5 (55.6%)	0 (0.0%)	0.74%	9 (100.0%)	7 (77.8%)	7 (100.0%)	2 (22.2%)	0 (0.0%)	0 (0.0%)
島根県		屋内消火栓設備	1,745	36 (100.0%)	28 (77.8%)	5 (13.9%)	0 (0.0%)	0 (0.0%)	3 (8.3%)	0 (0.0%)	2.06%	36 (100.0%)	36 (100.0%)	32 (88.9%)	0 (0.0%)	0 (0.0%)	0 (0.0%)
		スプリンクラー設備	45	0	0	0	0	0	0	0	0.00%	0	0	0	0	0	0
		自動火災報知設備	6,005	27 (100.0%)	16 (59.3%)	4 (14.8%)	1 (3.7%)	1 (3.7%)	5 (18.5%)	0 (0.0%)	0.45%	27 (100.0%)	27 (100.0%)	25 (92.6%)	0 (0.0%)	0 (0.0%)	0 (0.0%)
	松江市消防本部	屋内消火栓設備	599	9 (100.0%)	9 (100.0%)	0 (0.0%)	0 (0.0%)	0 (0.0%)	0 (0.0%)	0 (0.0%)	1.50%	9 (100.0%)	9 (100.0%)	9 (100.0%)	0 (0.0%)	0 (0.0%)	0 (0.0%)
		スプリンクラー設備	38	0	0	0	0	0	0	0	0.00%	0	0	0	0	0	0
		自動火災報知設備	1,957	3 (100.0%)	3 (100.0%)	0 (0.0%)	0 (0.0%)	0 (0.0%)	0 (0.0%)	0 (0.0%)	0.15%	3 (100.0%)	3 (100.0%)	3 (100.0%)	0 (0.0%)	0 (0.0%)	0 (0.0%)
	管内人口20万人未満消防本部	屋内消火栓設備	1,146	27 (100.0%)	19 (70.4%)	5 (18.5%)	0 (0.0%)	0 (0.0%)	3 (11.1%)	0 (0.0%)	2.36%	27 (100.0%)	27 (100.0%)	23 (85.2%)	0 (0.0%)	0 (0.0%)	0 (0.0%)
		スプリンクラー設備	7	0	0	0	0	0	0	0	0.00%	0	0	0	0	0	0
		自動火災報知設備	4,048	24 (100.0%)	13 (54.2%)	4 (16.7%)	1 (4.2%)	1 (4.2%)	5 (20.8%)	0 (0.0%)	0.59%	24 (100.0%)	24 (100.0%)	22 (91.7%)	0 (0.0%)	0 (0.0%)	0 (0.0%)

重大違反対象物※1の状況※2（非特定防火対象物※3・消防用設備等別）

都道府県名	消防本部名	消防用設備等区分	義務対象物数※4	重大違反対象物数※5	違反覚知からの経過年数 ※6						重大違反率（%）	（参考）是正指導・是正措置の状況等					
					1年未満	1年以上3年未満	3年以上5年未満	5年以上10年未満	10年以上	不明※7		是正指導・是正措置中の対象物数	警告前段の行政指導実施中の対象物数	改修期限を定めている対象物数	警告対象物数	命令対象物数	告発対象物数
			A	B(B/B)	C(C/B)	D(D/B)	E(E/B)	F(F/B)	G(G/B)	H(H/B)	I(B/A)	J(J/B)	K(K/J)	L(L/K)	M(M/B)	N(N/B)	O(O/B)
岡山県		屋内消火栓設備	8,450	143 (100.0%)	37 (25.9%)	8 (5.6%)	18 (12.6%)	25 (17.5%)	55 (38.5%)	0 (0.0%)	1.69%	143 (100.0%)	141 (98.6%)	66 (46.8%)	0 (0.0%)	2 (1.4%)	0 (0.0%)
		スプリンクラー設備	267	0	0	0	0	0	0	0	0.00%	0	0	0	0	0	0
		自動火災報知設備	18,495	215 (100.0%)	38 (17.7%)	11 (5.1%)	27 (12.6%)	46 (21.4%)	93 (43.3%)	0 (0.0%)	1.16%	215 (100.0%)	213 (99.1%)	143 (67.1%)	1 (0.5%)	1 (0.5%)	0 (0.0%)
	岡山市消防局	屋内消火栓設備	4,243	8 (100.0%)	7 (87.5%)	0 (0.0%)	1 (12.5%)	0 (0.0%)	0 (0.0%)	0 (0.0%)	0.19%	8 (100.0%)	6 (75.0%)	6 (100.0%)	0 (0.0%)	2 (25.0%)	0 (0.0%)
		スプリンクラー設備	199	0	0	0	0	0	0	0	0.00%	0	0	0	0	0	0
		自動火災報知設備	7,146	11 (100.0%)	11 (100.0%)	0 (0.0%)	0 (0.0%)	0 (0.0%)	0 (0.0%)	0 (0.0%)	0.15%	11 (100.0%)	9 (81.8%)	9 (100.0%)	1 (9.1%)	1 (9.1%)	0 (0.0%)
	倉敷市消防局	屋内消火栓設備	1,805	49 (100.0%)	6 (12.2%)	3 (6.1%)	5 (10.2%)	4 (8.2%)	31 (63.3%)	0 (0.0%)	2.71%	49 (100.0%)	49 (100.0%)	0 (0.0%)	0 (0.0%)	0 (0.0%)	0 (0.0%)
		スプリンクラー設備	43	0	0	0	0	0	0	0	0.00%	0	0	0	0	0	0
		自動火災報知設備	4,214	46 (100.0%)	5 (10.9%)	5 (10.9%)	4 (8.7%)	3 (6.5%)	29 (63.0%)	0 (0.0%)	1.09%	46 (100.0%)	46 (100.0%)	0 (0.0%)	0 (0.0%)	0 (0.0%)	0 (0.0%)
	管内人口20万人未満消防本部	屋内消火栓設備	2,402	86 (100.0%)	24 (27.9%)	5 (5.8%)	12 (14.0%)	21 (24.4%)	24 (27.9%)	0 (0.0%)	3.58%	86 (100.0%)	86 (100.0%)	60 (69.8%)	0 (0.0%)	0 (0.0%)	0 (0.0%)
		スプリンクラー設備	25	0	0	0	0	0	0	0	0.00%	0	0	0	0	0	0
		自動火災報知設備	7,135	158 (100.0%)	22 (13.9%)	6 (3.8%)	23 (14.6%)	43 (27.2%)	64 (40.5%)	0 (0.0%)	2.21%	158 (100.0%)	158 (100.0%)	134 (84.8%)	0 (0.0%)	0 (0.0%)	0 (0.0%)
広島県		屋内消火栓設備	9,263	297 (100.0%)	56 (18.9%)	32 (10.8%)	16 (5.4%)	47 (15.8%)	145 (48.8%)	1 (0.3%)	3.21%	297 (100.0%)	287 (96.6%)	261 (90.9%)	10 (3.4%)	0 (0.0%)	0 (0.0%)
		スプリンクラー設備	722	1 (100.0%)	0 (0.0%)	0 (0.0%)	0 (0.0%)	0 (0.0%)	1 (100.0%)	0 (0.0%)	0.14%	1 (100.0%)	1 (100.0%)	1 (100.0%)	0 (0.0%)	0 (0.0%)	0 (0.0%)
		自動火災報知設備	30,687	333 (100.0%)	45 (13.5%)	33 (9.9%)	23 (6.9%)	57 (17.1%)	174 (52.3%)	1 (0.3%)	1.09%	333 (100.0%)	327 (98.2%)	293 (89.6%)	6 (1.8%)	0 (0.0%)	0 (0.0%)
	広島市消防局	屋内消火栓設備	3,769	17 (100.0%)	1 (5.9%)	1 (5.9%)	3 (17.6%)	4 (23.5%)	8 (47.1%)	0 (0.0%)	0.45%	17 (100.0%)	14 (82.4%)	13 (92.9%)	3 (17.6%)	0 (0.0%)	0 (0.0%)
		スプリンクラー設備	534	0	0	0	0	0	0	0	0.00%	0	0	0	0	0	0
		自動火災報知設備	14,109	14 (100.0%)	1 (7.1%)	0 (0.0%)	3 (21.4%)	1 (7.1%)	9 (64.3%)	0 (0.0%)	0.10%	14 (100.0%)	14 (100.0%)	13 (92.9%)	0 (0.0%)	0 (0.0%)	0 (0.0%)
	呉市消防局	屋内消火栓設備	775	94 (100.0%)	4 (4.3%)	15 (16.0%)	2 (2.1%)	7 (7.4%)	65 (69.1%)	1 (1.1%)	12.13%	94 (100.0%)	94 (100.0%)	93 (98.9%)	0 (0.0%)	0 (0.0%)	0 (0.0%)
		スプリンクラー設備	43	0	0	0	0	0	0	0	0.00%	0	0	0	0	0	0
		自動火災報知設備	2,145	104 (100.0%)	9 (8.7%)	14 (13.5%)	3 (2.9%)	11 (10.6%)	66 (63.5%)	1 (1.0%)	4.85%	104 (100.0%)	104 (100.0%)	102 (98.1%)	0 (0.0%)	0 (0.0%)	0 (0.0%)
	東広島市消防局	屋内消火栓設備	701	64 (100.0%)	8 (12.5%)	7 (10.9%)	2 (3.1%)	19 (29.7%)	28 (43.8%)	0 (0.0%)	9.13%	64 (100.0%)	64 (100.0%)	64 (100.0%)	0 (0.0%)	0 (0.0%)	0 (0.0%)
		スプリンクラー設備	22	1 (100.0%)	0 (0.0%)	0 (0.0%)	0 (0.0%)	0 (0.0%)	1 (100.0%)	0 (0.0%)	4.55%	1 (100.0%)	1 (100.0%)	1 (100.0%)	0 (0.0%)	0 (0.0%)	0 (0.0%)
		自動火災報知設備	2,894	58 (100.0%)	5 (8.6%)	6 (10.3%)	4 (6.9%)	17 (29.3%)	26 (44.8%)	0 (0.0%)	2.00%	58 (100.0%)	58 (100.0%)	58 (100.0%)	0 (0.0%)	0 (0.0%)	0 (0.0%)
	福山地区消防組合消防局	屋内消火栓設備	2,044	30 (100.0%)	28 (93.3%)	0 (0.0%)	0 (0.0%)	1 (3.3%)	1 (3.3%)	0 (0.0%)	1.47%	30 (100.0%)	23 (76.7%)	23 (100.0%)	7 (23.3%)	0 (0.0%)	0 (0.0%)
		スプリンクラー設備	94	0	0	0	0	0	0	0	0.00%	0	0	0	0	0	0
		自動火災報知設備	5,235	21 (100.0%)	19 (90.5%)	0 (0.0%)	0 (0.0%)	2 (9.5%)	0 (0.0%)	0 (0.0%)	0.40%	21 (100.0%)	16 (76.2%)	16 (100.0%)	5 (23.8%)	0 (0.0%)	0 (0.0%)
	管内人口20万人未満消防本部	屋内消火栓設備	1,974	92 (100.0%)	15 (16.3%)	9 (9.8%)	9 (9.8%)	16 (17.4%)	43 (46.7%)	0 (0.0%)	4.66%	92 (100.0%)	92 (100.0%)	68 (73.9%)	0 (0.0%)	0 (0.0%)	0 (0.0%)
		スプリンクラー設備	29	0	0	0	0	0	0	0	0.00%	0	0	0	0	0	0
		自動火災報知設備	6,304	136 (100.0%)	11 (8.1%)	13 (9.6%)	13 (9.6%)	26 (19.1%)	73 (53.7%)	0 (0.0%)	2.16%	136 (100.0%)	135 (99.3%)	104 (77.0%)	1 (0.7%)	0 (0.0%)	0 (0.0%)
山口県		屋内消火栓設備	4,394	18 (100.0%)	3 (16.7%)	4 (22.2%)	5 (27.8%)	1 (5.6%)	5 (27.8%)	0 (0.0%)	0.41%	18 (100.0%)	18 (100.0%)	13 (72.2%)	0 (0.0%)	0 (0.0%)	0 (0.0%)
		スプリンクラー設備	154	0	0	0	0	0	0	0	0.00%	0	0	0	0	0	0
		自動火災報知設備	13,751	17 (100.0%)	4 (23.5%)	1 (5.9%)	6 (35.3%)	2 (11.8%)	4 (23.5%)	0 (0.0%)	0.12%	17 (100.0%)	17 (100.0%)	11 (64.7%)	0 (0.0%)	0 (0.0%)	0 (0.0%)
	下関市消防局	屋内消火栓設備	909	0	0	0	0	0	0	0	0.00%	0	0	0	0	0	0
		スプリンクラー設備	56	0	0	0	0	0	0	0	0.00%	0	0	0	0	0	0
		自動火災報知設備	2,966	0	0	0	0	0	0	0	0.00%	0	0	0	0	0	0

重大違反対象物※1の状況※2（非特定防火対象物※3・消防用設備等別）

都道府県名	消防本部名	消防用設備等区分	義務対象物数※4	重大違反対象物数※5	違反覚知からの経過年数 ※6						重大違反率（%）	（参考）是正指導・是正措置の状況等					
					1年未満	1年以上3年未満	3年以上5年未満	5年以上10年未満	10年以上	不明※7		是正指導・是正措置中の対象物数	警告前段の行政指導実施中の対象物数	改修期限を定めている対象物数	警告対象物数	命令対象物数	告発対象物数
			A	B(B/B)	C(C/B)	D(D/B)	E(E/B)	F(F/B)	G(G/B)	H(H/B)	I(B/A)	J(J/B)	K(K/J)	L(L/K)	M(M/B)	N(N/B)	O(O/B)
	宇部・山陽小野田消防局	屋内消火栓設備	864	6 (100.0%)	1 (16.7%)	3 (50.0%)	1 (16.7%)	0 (0.0%)	1 (16.7%)	0 (0.0%)	0.69%	6 (100.0%)	6 (100.0%)	6 (100.0%)	0 (0.0%)	0 (0.0%)	0 (0.0%)
		スプリンクラー設備	19	0 –	0 –	0 –	0 –	0 –	0 –	0 –	0.00%	0 –	0 –	0 –	0 –	0 –	0 –
		自動火災報知設備	2,208	4 (100.0%)	1 (25.0%)	1 (25.0%)	1 (25.0%)	0 (0.0%)	1 (25.0%)	0 (0.0%)	0.18%	4 (100.0%)	4 (100.0%)	4 (100.0%)	0 (0.0%)	0 (0.0%)	0 (0.0%)
	管内人口20万人未満消防本部	屋内消火栓設備	2,621	12 (100.0%)	2 (16.7%)	1 (8.3%)	4 (33.3%)	1 (8.3%)	4 (33.3%)	0 (0.0%)	0.46%	12 (100.0%)	12 (100.0%)	7 (58.3%)	0 (0.0%)	0 (0.0%)	0 (0.0%)
		スプリンクラー設備	79	0 –	0 –	0 –	0 –	0 –	0 –	0 –	0.00%	0 –	0 –	0 –	0 –	0 –	0 –
		自動火災報知設備	8,577	13 (100.0%)	3 (23.1%)	0 (0.0%)	5 (38.5%)	2 (15.4%)	3 (23.1%)	0 (0.0%)	0.15%	13 (100.0%)	13 (100.0%)	7 (53.8%)	0 (0.0%)	0 (0.0%)	0 (0.0%)
徳島県		屋内消火栓設備	2,081	94 (100.0%)	2 (2.1%)	15 (16.0%)	13 (13.8%)	3 (3.2%)	61 (64.9%)	0 (0.0%)	4.52%	94 (100.0%)	94 (100.0%)	79 (84.0%)	0 (0.0%)	0 (0.0%)	0 (0.0%)
		スプリンクラー設備	62	0 –	0 –	0 –	0 –	0 –	0 –	0 –	0.00%	0 –	0 –	0 –	0 –	0 –	0 –
		自動火災報知設備	7,400	139 (100.0%)	7 (5.0%)	18 (12.9%)	15 (10.8%)	6 (4.3%)	93 (66.9%)	0 (0.0%)	1.88%	139 (100.0%)	139 (100.0%)	122 (87.8%)	0 (0.0%)	0 (0.0%)	0 (0.0%)
	徳島市消防局	屋内消火栓設備	859	78 (100.0%)	2 (2.6%)	14 (17.9%)	9 (11.5%)	2 (2.6%)	51 (65.4%)	0 (0.0%)	9.08%	78 (100.0%)	78 (100.0%)	78 (100.0%)	0 (0.0%)	0 (0.0%)	0 (0.0%)
		スプリンクラー設備	58	0 –	0 –	0 –	0 –	0 –	0 –	0 –	0.00%	0 –	0 –	0 –	0 –	0 –	0 –
		自動火災報知設備	3,250	102 (100.0%)	6 (5.9%)	18 (17.6%)	10 (9.8%)	3 (2.9%)	65 (63.7%)	0 (0.0%)	3.14%	102 (100.0%)	102 (100.0%)	102 (100.0%)	0 (0.0%)	0 (0.0%)	0 (0.0%)
	管内人口20万人未満消防本部	屋内消火栓設備	1,222	16 (100.0%)	0 (0.0%)	1 (6.3%)	4 (25.0%)	1 (6.3%)	10 (62.5%)	0 (0.0%)	1.31%	16 (100.0%)	16 (100.0%)	1 (6.3%)	0 (0.0%)	0 (0.0%)	0 (0.0%)
		スプリンクラー設備	4	0 –	0 –	0 –	0 –	0 –	0 –	0 –	0.00%	0 –	0 –	0 –	0 –	0 –	0 –
		自動火災報知設備	4,150	37 (100.0%)	1 (2.7%)	0 (0.0%)	5 (13.5%)	3 (8.1%)	28 (75.7%)	0 (0.0%)	0.89%	37 (100.0%)	37 (100.0%)	20 (54.1%)	0 (0.0%)	0 (0.0%)	0 (0.0%)
香川県		屋内消火栓設備	3,573	227 (100.0%)	13 (5.7%)	44 (19.4%)	92 (40.5%)	25 (11.0%)	53 (23.3%)	0 (0.0%)	6.35%	227 (100.0%)	227 (100.0%)	226 (99.6%)	0 (0.0%)	0 (0.0%)	0 (0.0%)
		スプリンクラー設備	47	1 (100.0%)	0 (0.0%)	0 (0.0%)	0 (0.0%)	0 (0.0%)	1 (100.0%)	0 (0.0%)	2.13%	1 (100.0%)	1 (100.0%)	1 (100.0%)	0 (0.0%)	0 (0.0%)	0 (0.0%)
		自動火災報知設備	11,079	313 (100.0%)	16 (5.1%)	42 (13.4%)	110 (35.1%)	44 (14.1%)	101 (32.3%)	0 (0.0%)	2.83%	313 (100.0%)	313 (100.0%)	311 (99.4%)	0 (0.0%)	0 (0.0%)	0 (0.0%)
	高松市消防局	屋内消火栓設備	1,721	168 (100.0%)	13 (7.7%)	44 (26.2%)	89 (53.0%)	20 (11.9%)	2 (1.2%)	0 (0.0%)	9.76%	168 (100.0%)	168 (100.0%)	168 (100.0%)	0 (0.0%)	0 (0.0%)	0 (0.0%)
		スプリンクラー設備	21	0 –	0 –	0 –	0 –	0 –	0 –	0 –	0.00%	0 –	0 –	0 –	0 –	0 –	0 –
		自動火災報知設備	5,258	189 (100.0%)	16 (8.5%)	42 (22.2%)	101 (53.4%)	29 (15.3%)	1 (0.5%)	0 (0.0%)	3.59%	189 (100.0%)	189 (100.0%)	189 (100.0%)	0 (0.0%)	0 (0.0%)	0 (0.0%)
	管内人口20万人未満消防本部	屋内消火栓設備	1,852	59 (100.0%)	0 (0.0%)	0 (0.0%)	3 (5.1%)	5 (8.5%)	51 (86.4%)	0 (0.0%)	3.19%	59 (100.0%)	59 (100.0%)	58 (98.3%)	0 (0.0%)	0 (0.0%)	0 (0.0%)
		スプリンクラー設備	26	1 (100.0%)	0 (0.0%)	0 (0.0%)	0 (0.0%)	0 (0.0%)	1 (100.0%)	0 (0.0%)	3.85%	1 (100.0%)	1 (100.0%)	1 (100.0%)	0 (0.0%)	0 (0.0%)	0 (0.0%)
		自動火災報知設備	5,821	124 (100.0%)	0 (0.0%)	0 (0.0%)	9 (7.3%)	15 (12.1%)	100 (80.6%)	0 (0.0%)	2.13%	124 (100.0%)	124 (100.0%)	122 (98.4%)	0 (0.0%)	0 (0.0%)	0 (0.0%)
愛媛県		屋内消火栓設備	5,210	363 (100.0%)	27 (7.4%)	48 (13.2%)	30 (8.3%)	98 (27.0%)	154 (42.4%)	6 (1.7%)	6.97%	363 (100.0%)	363 (100.0%)	81 (22.3%)	0 (0.0%)	0 (0.0%)	0 (0.0%)
		スプリンクラー設備	313	1 (100.0%)	0 (0.0%)	0 (0.0%)	1 (100.0%)	0 (0.0%)	0 (0.0%)	0 (0.0%)	0.32%	1 (100.0%)	1 (100.0%)	0 (0.0%)	0 (0.0%)	0 (0.0%)	0 (0.0%)
		自動火災報知設備	15,134	380 (100.0%)	28 (7.4%)	41 (10.8%)	21 (5.5%)	101 (26.6%)	187 (49.2%)	2 (0.5%)	2.51%	380 (100.0%)	380 (100.0%)	87 (22.9%)	0 (0.0%)	0 (0.0%)	0 (0.0%)
	松山市消防局	屋内消火栓設備	1,808	55 (100.0%)	6 (10.9%)	7 (12.7%)	6 (10.9%)	8 (14.5%)	28 (50.9%)	0 (0.0%)	3.04%	55 (100.0%)	55 (100.0%)	0 (0.0%)	0 (0.0%)	0 (0.0%)	0 (0.0%)
		スプリンクラー設備	280	0 –	0 –	0 –	0 –	0 –	0 –	0 –	0.00%	0 –	0 –	0 –	0 –	0 –	0 –
		自動火災報知設備	6,076	56 (100.0%)	4 (7.1%)	5 (8.9%)	3 (5.4%)	11 (19.6%)	33 (58.9%)	0 (0.0%)	0.92%	56 (100.0%)	56 (100.0%)	0 (0.0%)	0 (0.0%)	0 (0.0%)	0 (0.0%)
	管内人口20万人未満消防本部	屋内消火栓設備	3,402	308 (100.0%)	21 (6.8%)	41 (13.3%)	24 (7.8%)	90 (29.2%)	126 (40.9%)	6 (1.9%)	9.05%	308 (100.0%)	308 (100.0%)	81 (26.3%)	0 (0.0%)	0 (0.0%)	0 (0.0%)
		スプリンクラー設備	33	1 (100.0%)	0 (0.0%)	0 (0.0%)	1 (100.0%)	0 (0.0%)	0 (0.0%)	0 (0.0%)	3.03%	1 (100.0%)	1 (100.0%)	0 (0.0%)	0 (0.0%)	0 (0.0%)	0 (0.0%)
		自動火災報知設備	9,058	324 (100.0%)	24 (7.4%)	36 (11.1%)	18 (5.6%)	90 (27.8%)	154 (47.5%)	2 (0.6%)	3.58%	324 (100.0%)	324 (100.0%)	87 (26.9%)	0 (0.0%)	0 (0.0%)	0 (0.0%)
高知県		屋内消火栓設備	1,866	65 (100.0%)	25 (38.5%)	9 (13.8%)	2 (3.1%)	7 (10.8%)	22 (33.8%)	0 (0.0%)	3.48%	65 (100.0%)	64 (98.5%)	64 (100.0%)	1 (1.5%)	0 (0.0%)	0 (0.0%)
		スプリンクラー設備	67	0 –	0 –	0 –	0 –	0 –	0 –	0 –	0.00%	0 –	0 –	0 –	0 –	0 –	0 –
		自動火災報知設備	6,037	64 (100.0%)	26 (40.6%)	7 (10.9%)	2 (3.1%)	4 (6.3%)	25 (39.1%)	0 (0.0%)	1.06%	64 (100.0%)	63 (98.4%)	63 (100.0%)	1 (1.6%)	0 (0.0%)	0 (0.0%)

重大違反対象物※1の状況※2（非特定防火対象物※3・消防用設備等別）

都道府県名	消防本部名	消防用設備等区分	義務対象物数※4	重大違反対象物数※5	違反覚知からの経過年数 ※6						重大違反率（%）	（参考）是正指導・是正措置の状況等					
					1年未満	1年以上3年未満	3年以上5年未満	5年以上10年未満	10年以上	不明※7		是正指導・是正措置中の対象物数	警告前段の行政指導実施中の対象物数	改修期限を定めている対象物数	警告対象物数	命令対象物数	告発対象物数
			A	B(B/B)	C(C/B)	D(D/B)	E(E/B)	F(F/B)	G(G/B)	H(H/B)	I(B/A)	J(J/B)	K(K/J)	L(L/K)	M(M/B)	N(N/B)	O(O/B)
	高知市消防局	屋内消火栓設備	1,030	51 (100.0%)	23 (45.1%)	6 (11.8%)	1 (2.0%)	3 (5.9%)	18 (35.3%)	0 (0.0%)	4.95%	51 (100.0%)	50 (98.0%)	50 (100.0%)	1 (2.0%)	0 (0.0%)	0 (0.0%)
		スプリンクラー設備	65	0	0	0	0	0	0	0	0.00%	0	0	0	0	0	0
		自動火災報知設備	3,142	45 (100.0%)	24 (53.3%)	4 (8.9%)	2 (4.4%)	1 (2.2%)	14 (31.1%)	0 (0.0%)	1.43%	45 (100.0%)	44 (97.8%)	44 (100.0%)	1 (2.2%)	0 (0.0%)	0 (0.0%)
	管内人口20万人未満消防本部	屋内消火栓設備	836	14 (100.0%)	2 (14.3%)	3 (21.4%)	1 (7.1%)	4 (28.6%)	4 (28.6%)	0 (0.0%)	1.67%	14 (100.0%)	14 (100.0%)	14 (100.0%)	0 (0.0%)	0 (0.0%)	0 (0.0%)
		スプリンクラー設備	2	0	0	0	0	0	0	0	0.00%	0	0	0	0	0	0
		自動火災報知設備	2,895	19 (100.0%)	2 (10.5%)	3 (15.8%)	0 (0.0%)	3 (15.8%)	11 (57.9%)	0 (0.0%)	0.66%	19 (100.0%)	19 (100.0%)	19 (100.0%)	0 (0.0%)	0 (0.0%)	0 (0.0%)
福岡県		屋内消火栓設備	16,861	307 (100.0%)	60 (19.5%)	34 (11.1%)	26 (8.5%)	36 (11.7%)	151 (49.2%)	0 (0.0%)	1.82%	307 (100.0%)	305 (99.3%)	267 (87.5%)	2 (0.7%)	0 (0.0%)	0 (0.0%)
		スプリンクラー設備	1,451	0	0	0	0	0	0	0	0.00%	0	0	0	0	0	0
		自動火災報知設備	56,771	248 (100.0%)	45 (18.1%)	36 (14.5%)	21 (8.5%)	28 (11.3%)	117 (47.2%)	1 (0.4%)	0.44%	248 (100.0%)	244 (98.4%)	200 (82.0%)	3 (1.2%)	0 (0.0%)	1 (0.4%)
	北九州市消防局	屋内消火栓設備	3,273	28 (100.0%)	12 (42.9%)	6 (21.4%)	1 (3.6%)	7 (25.0%)	2 (7.1%)	0 (0.0%)	0.86%	28 (100.0%)	28 (100.0%)	0 (0.0%)	0 (0.0%)	0 (0.0%)	0 (0.0%)
		スプリンクラー設備	288	0	0	0	0	0	0	0	0.00%	0	0	0	0	0	0
		自動火災報知設備	10,828	35 (100.0%)	11 (31.4%)	6 (17.1%)	3 (8.6%)	11 (31.4%)	3 (8.6%)	1 (2.9%)	0.32%	35 (100.0%)	34 (97.1%)	0 (0.0%)	1 (2.9%)	0 (0.0%)	0 (0.0%)
	福岡市消防局	屋内消火栓設備	6,112	3 (100.0%)	3 (100.0%)	0 (0.0%)	0 (0.0%)	0 (0.0%)	0 (0.0%)	0 (0.0%)	0.05%	3 (100.0%)	2 (66.7%)	2 (100.0%)	1 (33.3%)	0 (0.0%)	0 (0.0%)
		スプリンクラー設備	855	0	0	0	0	0	0	0	0.00%	0	0	0	0	0	0
		自動火災報知設備	23,211	4 (100.0%)	3 (75.0%)	1 (25.0%)	0 (0.0%)	0 (0.0%)	0 (0.0%)	0 (0.0%)	0.02%	4 (100.0%)	1 (25.0%)	1 (100.0%)	2 (50.0%)	0 (0.0%)	1 (25.0%)
	春日・大野城・那珂川消防組合消防本部	屋内消火栓設備	661	3 (100.0%)	3 (100.0%)	0 (0.0%)	0 (0.0%)	0 (0.0%)	0 (0.0%)	0 (0.0%)	0.45%	3 (100.0%)	3 (100.0%)	3 (100.0%)	0 (0.0%)	0 (0.0%)	0 (0.0%)
		スプリンクラー設備	77	0	0	0	0	0	0	0	0.00%	0	0	0	0	0	0
		自動火災報知設備	2,237	4 (100.0%)	4 (100.0%)	0 (0.0%)	0 (0.0%)	0 (0.0%)	0 (0.0%)	0 (0.0%)	0.18%	4 (100.0%)	4 (100.0%)	4 (100.0%)	0 (0.0%)	0 (0.0%)	0 (0.0%)
	久留米広域消防本部	屋内消火栓設備	1,954	165 (100.0%)	26 (15.8%)	18 (10.9%)	17 (10.3%)	14 (8.5%)	90 (54.5%)	0 (0.0%)	8.44%	165 (100.0%)	165 (100.0%)	165 (100.0%)	0 (0.0%)	0 (0.0%)	0 (0.0%)
		スプリンクラー設備	77	0	0	0	0	0	0	0	0.00%	0	0	0	0	0	0
		自動火災報知設備	4,905	110 (100.0%)	17 (15.5%)	21 (19.1%)	7 (6.4%)	7 (6.4%)	58 (52.7%)	0 (0.0%)	2.24%	110 (100.0%)	110 (100.0%)	110 (100.0%)	0 (0.0%)	0 (0.0%)	0 (0.0%)
	粕屋南部消防組合消防本部	屋内消火栓設備	750	15 (100.0%)	1 (6.7%)	1 (6.7%)	0 (0.0%)	1 (6.7%)	12 (80.0%)	0 (0.0%)	2.00%	15 (100.0%)	15 (100.0%)	8 (53.3%)	0 (0.0%)	0 (0.0%)	0 (0.0%)
		スプリンクラー設備	30	0	0	0	0	0	0	0	0.00%	0	0	0	0	0	0
		自動火災報知設備	2,424	7 (100.0%)	0 (0.0%)	1 (14.3%)	0 (0.0%)	0 (0.0%)	6 (85.7%)	0 (0.0%)	0.29%	7 (100.0%)	7 (100.0%)	3 (42.9%)	0 (0.0%)	0 (0.0%)	0 (0.0%)
	管内人口20万人未満消防本部	屋内消火栓設備	4,111	93 (100.0%)	15 (16.1%)	9 (9.7%)	8 (8.6%)	14 (15.1%)	47 (50.5%)	0 (0.0%)	2.26%	93 (100.0%)	92 (98.9%)	89 (96.7%)	1 (1.1%)	0 (0.0%)	0 (0.0%)
		スプリンクラー設備	124	0	0	0	0	0	0	0	0.00%	0	0	0	0	0	0
		自動火災報知設備	13,166	88 (100.0%)	10 (11.4%)	7 (8.0%)	11 (12.5%)	10 (11.4%)	50 (56.8%)	0 (0.0%)	0.67%	88 (100.0%)	88 (100.0%)	82 (93.2%)	0 (0.0%)	0 (0.0%)	0 (0.0%)
佐賀県		屋内消火栓設備	2,368	58 (100.0%)	14 (24.1%)	8 (13.8%)	13 (22.4%)	4 (6.9%)	19 (32.8%)	0 (0.0%)	2.45%	58 (100.0%)	54 (93.1%)	51 (94.4%)	3 (5.2%)	1 (1.7%)	0 (0.0%)
		スプリンクラー設備	38	0	0	0	0	0	0	0	0.00%	0	0	0	0	0	0
		自動火災報知設備	7,231	66 (100.0%)	7 (10.6%)	7 (10.6%)	12 (18.2%)	4 (6.1%)	36 (54.5%)	0 (0.0%)	0.91%	66 (100.0%)	62 (93.9%)	61 (98.4%)	3 (4.5%)	1 (1.5%)	0 (0.0%)
	佐賀広域消防局	屋内消火栓設備	894	11 (100.0%)	9 (81.8%)	1 (9.1%)	1 (9.1%)	0 (0.0%)	0 (0.0%)	0 (0.0%)	1.23%	11 (100.0%)	11 (100.0%)	8 (72.7%)	0 (0.0%)	0 (0.0%)	0 (0.0%)
		スプリンクラー設備	11	0	0	0	0	0	0	0	0.00%	0	0	0	0	0	0
		自動火災報知設備	2,805	6 (100.0%)	5 (83.3%)	1 (16.7%)	0 (0.0%)	0 (0.0%)	0 (0.0%)	0 (0.0%)	0.21%	6 (100.0%)	5 (83.3%)	4 (80.0%)	1 (16.7%)	0 (0.0%)	0 (0.0%)
	管内人口20万人未満消防本部	屋内消火栓設備	1,474	47 (100.0%)	5 (10.6%)	7 (14.9%)	12 (25.5%)	4 (8.5%)	19 (40.4%)	0 (0.0%)	3.19%	47 (100.0%)	43 (91.5%)	43 (100.0%)	3 (6.4%)	1 (2.1%)	0 (0.0%)
		スプリンクラー設備	27	0	0	0	0	0	0	0	0.00%	0	0	0	0	0	0
		自動火災報知設備	4,426	60 (100.0%)	2 (3.3%)	6 (10.0%)	12 (20.0%)	4 (6.7%)	36 (60.0%)	0 (0.0%)	1.36%	60 (100.0%)	57 (95.0%)	57 (100.0%)	2 (3.3%)	1 (1.7%)	0 (0.0%)

重大違反対象物※1の状況※2（非特定防火対象物※3・消防用設備等別）

都道府県名	消防本部名	消防用設備等区分	義務対象物数※4	重大違反対象物数※5	違反覚知からの経過年数 ※6						重大違反率（%）	（参考）是正指導・是正措置の状況等					
					1年未満	1年以上3年未満	3年以上5年未満	5年以上10年未満	10年以上	不明※7		是正指導・是正措置中の対象物数	警告前段の行政指導実施中の対象物数	改修期限を定めている対象物数	警告対象物数	命令対象物数	告発対象物数
			A	B(B/B)	C(C/B)	D(D/B)	E(E/B)	F(F/B)	G(G/B)	H(H/B)	I(B/A)	J(J/B)	K(K/J)	L(L/K)	M(M/B)	N(N/B)	O(O/B)
長崎県		屋内消火栓設備	3,116	38 (100.0%)	9 (23.7%)	2 (5.3%)	4 (10.5%)	4 (10.5%)	19 (50.0%)	0 (0.0%)	1.22%	38 (100.0%)	38 (100.0%)	38 (100.0%)	0 (0.0%)	0 (0.0%)	0 (0.0%)
		スプリンクラー設備	70	0	0	0	0	0	0	0	0.00%	0	0	0	0	0	0
		自動火災報知設備	10,759	47 (100.0%)	8 (17.0%)	2 (4.3%)	2 (4.3%)	4 (8.5%)	31 (66.0%)	0 (0.0%)	0.44%	47 (100.0%)	47 (100.0%)	46 (97.9%)	0 (0.0%)	0 (0.0%)	0 (0.0%)
	長崎市消防局	屋内消火栓設備	726	1 (100.0%)	1 (100.0%)	0 (0.0%)	0 (0.0%)	0 (0.0%)	0 (0.0%)	0 (0.0%)	0.14%	1 (100.0%)	1 (100.0%)	1 (100.0%)	0 (0.0%)	0 (0.0%)	0 (0.0%)
		スプリンクラー設備	12	0	0	0	0	0	0	0	0.00%	0	0	0	0	0	0
		自動火災報知設備	3,387	3 (100.0%)	2 (66.7%)	0 (0.0%)	1 (33.3%)	0 (0.0%)	0 (0.0%)	0 (0.0%)	0.09%	3 (100.0%)	3 (100.0%)	2 (66.7%)	0 (0.0%)	0 (0.0%)	0 (0.0%)
	佐世保市消防局	屋内消火栓設備	992	2 (100.0%)	1 (50.0%)	0 (0.0%)	1 (50.0%)	0 (0.0%)	0 (0.0%)	0 (0.0%)	0.20%	2 (100.0%)	2 (100.0%)	2 (100.0%)	0 (0.0%)	0 (0.0%)	0 (0.0%)
		スプリンクラー設備	47	0	0	0	0	0	0	0	0.00%	0	0	0	0	0	0
		自動火災報知設備	3,291	3 (100.0%)	2 (66.7%)	0 (0.0%)	1 (33.3%)	0 (0.0%)	0 (0.0%)	0 (0.0%)	0.09%	3 (100.0%)	3 (100.0%)	3 (100.0%)	0 (0.0%)	0 (0.0%)	0 (0.0%)
	県央地域広域市町村圏組合消防本部	屋内消火栓設備	668	4 (100.0%)	1 (25.0%)	1 (25.0%)	0 (0.0%)	1 (25.0%)	1 (25.0%)	0 (0.0%)	0.60%	4 (100.0%)	4 (100.0%)	4 (100.0%)	0 (0.0%)	0 (0.0%)	0 (0.0%)
		スプリンクラー設備	11	0	0	0	0	0	0	0	0.00%	0	0	0	0	0	0
		自動火災報知設備	2,068	2 (100.0%)	0 (0.0%)	1 (50.0%)	0 (0.0%)	0 (0.0%)	1 (50.0%)	0 (0.0%)	0.10%	2 (100.0%)	2 (100.0%)	2 (100.0%)	0 (0.0%)	0 (0.0%)	0 (0.0%)
	管内人口20万人未満消防本部	屋内消火栓設備	730	31 (100.0%)	6 (19.4%)	1 (3.2%)	3 (9.7%)	3 (9.7%)	18 (58.1%)	0 (0.0%)	4.25%	31 (100.0%)	31 (100.0%)	31 (100.0%)	0 (0.0%)	0 (0.0%)	0 (0.0%)
		スプリンクラー設備	0	0	0	0	0	0	0	0	–	0	0	0	0	0	0
		自動火災報知設備	2,013	39 (100.0%)	4 (10.3%)	1 (2.6%)	0 (0.0%)	4 (10.3%)	30 (76.9%)	0 (0.0%)	1.94%	39 (100.0%)	39 (100.0%)	39 (100.0%)	0 (0.0%)	0 (0.0%)	0 (0.0%)
熊本県		屋内消火栓設備	5,274	138 (100.0%)	21 (15.2%)	39 (28.3%)	5 (3.6%)	15 (10.9%)	58 (42.0%)	0 (0.0%)	2.62%	138 (100.0%)	137 (99.3%)	89 (65.0%)	1 (0.7%)	0 (0.0%)	0 (0.0%)
		スプリンクラー設備	280	0	0	0	0	0	0	0	0.00%	0	0	0	0	0	0
		自動火災報知設備	16,523	179 (100.0%)	24 (13.4%)	44 (24.6%)	9 (5.0%)	11 (6.1%)	91 (50.8%)	0 (0.0%)	1.08%	179 (100.0%)	178 (99.4%)	116 (65.2%)	1 (0.6%)	0 (0.0%)	0 (0.0%)
	熊本市消防局	屋内消火栓設備	2,476	8 (100.0%)	6 (75.0%)	0 (0.0%)	2 (25.0%)	0 (0.0%)	0 (0.0%)	0 (0.0%)	0.32%	8 (100.0%)	7 (87.5%)	7 (100.0%)	1 (12.5%)	0 (0.0%)	0 (0.0%)
		スプリンクラー設備	162	0	0	0	0	0	0	0	0.00%	0	0	0	0	0	0
		自動火災報知設備	8,347	5 (100.0%)	3 (60.0%)	0 (0.0%)	2 (40.0%)	0 (0.0%)	0 (0.0%)	0 (0.0%)	0.06%	5 (100.0%)	4 (80.0%)	4 (100.0%)	1 (20.0%)	0 (0.0%)	0 (0.0%)
	管内人口20万人未満消防本部	屋内消火栓設備	2,798	130 (100.0%)	15 (11.5%)	39 (30.0%)	3 (2.3%)	15 (11.5%)	58 (44.6%)	0 (0.0%)	4.65%	130 (100.0%)	130 (100.0%)	82 (63.1%)	0 (0.0%)	0 (0.0%)	0 (0.0%)
		スプリンクラー設備	118	0	0	0	0	0	0	0	0.00%	0	0	0	0	0	0
		自動火災報知設備	8,176	174 (100.0%)	21 (12.1%)	44 (25.3%)	7 (4.0%)	11 (6.3%)	91 (52.3%)	0 (0.0%)	2.13%	174 (100.0%)	174 (100.0%)	112 (64.4%)	0 (0.0%)	0 (0.0%)	0 (0.0%)
大分県		屋内消火栓設備	2,861	5 (100.0%)	1 (20.0%)	0 (0.0%)	1 (20.0%)	1 (20.0%)	2 (40.0%)	0 (0.0%)	0.17%	5 (100.0%)	5 (100.0%)	5 (100.0%)	0 (0.0%)	0 (0.0%)	0 (0.0%)
		スプリンクラー設備	145	0	0	0	0	0	0	0	0.00%	0	0	0	0	0	0
		自動火災報知設備	11,388	14 (100.0%)	2 (14.3%)	0 (0.0%)	3 (21.4%)	1 (7.1%)	8 (57.1%)	0 (0.0%)	0.12%	14 (100.0%)	14 (100.0%)	14 (100.0%)	0 (0.0%)	0 (0.0%)	0 (0.0%)
	大分市消防局	屋内消火栓設備	1,361	2 (100.0%)	1 (50.0%)	0 (0.0%)	0 (0.0%)	1 (50.0%)	0 (0.0%)	0 (0.0%)	0.15%	2 (100.0%)	2 (100.0%)	2 (100.0%)	0 (0.0%)	0 (0.0%)	0 (0.0%)
		スプリンクラー設備	129	0	0	0	0	0	0	0	0.00%	0	0	0	0	0	0
		自動火災報知設備	5,652	1 (100.0%)	0 (0.0%)	0 (0.0%)	0 (0.0%)	1 (100.0%)	0 (0.0%)	0 (0.0%)	0.02%	1 (100.0%)	1 (100.0%)	1 (100.0%)	0 (0.0%)	0 (0.0%)	0 (0.0%)
	管内人口20万人未満消防本部	屋内消火栓設備	1,500	3 (100.0%)	0 (0.0%)	0 (0.0%)	1 (33.3%)	0 (0.0%)	2 (66.7%)	0 (0.0%)	0.20%	3 (100.0%)	3 (100.0%)	3 (100.0%)	0 (0.0%)	0 (0.0%)	0 (0.0%)
		スプリンクラー設備	16	0	0	0	0	0	0	0	0.00%	0	0	0	0	0	0
		自動火災報知設備	5,736	13 (100.0%)	2 (15.4%)	0 (0.0%)	3 (23.1%)	0 (0.0%)	8 (61.5%)	0 (0.0%)	0.23%	13 (100.0%)	13 (100.0%)	13 (100.0%)	0 (0.0%)	0 (0.0%)	0 (0.0%)
宮崎県		屋内消火栓設備	2,175	118 (100.0%)	28 (23.7%)	17 (14.4%)	13 (11.0%)	6 (5.1%)	54 (45.8%)	0 (0.0%)	5.43%	118 (100.0%)	118 (100.0%)	95 (80.5%)	0 (0.0%)	0 (0.0%)	0 (0.0%)
		スプリンクラー設備	42	1 (100.0%)	0 (0.0%)	0 (0.0%)	0 (0.0%)	0 (0.0%)	1 (100.0%)	0 (0.0%)	2.38%	1 (100.0%)	1 (100.0%)	1 (100.0%)	0 (0.0%)	0 (0.0%)	0 (0.0%)
		自動火災報知設備	8,733	111 (100.0%)	20 (18.0%)	10 (9.0%)	13 (11.7%)	4 (3.6%)	64 (57.7%)	0 (0.0%)	1.27%	111 (100.0%)	111 (100.0%)	96 (86.5%)	0 (0.0%)	0 (0.0%)	0 (0.0%)

重大違反対象物※1の状況※2（非特定防火対象物※3・消防用設備等別）

都道府県名	消防本部名	消防用設備等区分	義務対象物数※4	重大違反対象物数※5	違反覚知からの経過年数 ※6						重大違反率（%）	（参考）是正指導・是正措置の状況等					
					1年未満	1年以上3年未満	3年以上5年未満	5年以上10年未満	10年以上	不明※7		是正指導・是正措置中の対象物数	警告前段の行政指導実施中の対象物数	改修期限を定めている対象物数	警告対象物数	命令対象物数	告発対象物数
			A	B(B/B)	C(C/B)	D(D/B)	E(E/B)	F(F/B)	G(G/B)	H(H/B)	I(B/A)	J(J/B)	K(K/J)	L(L/K)	M(M/B)	N(N/B)	O(O/B)
	宮崎市消防局	屋内消火栓設備	716	52 (100.0%)	12 (23.1%)	11 (21.2%)	5 (9.6%)	1 (1.9%)	23 (44.2%)	0 (0.0%)	7.26%	52 (100.0%)	52 (100.0%)	52 (100.0%)	0 (0.0%)	0 (0.0%)	0 (0.0%)
		スプリンクラー設備	14	1 (100.0%)	0 (0.0%)	0 (0.0%)	0 (0.0%)	0 (0.0%)	1 (100.0%)	0 (0.0%)	7.14%	1 (100.0%)	1 (100.0%)	1 (100.0%)	0 (0.0%)	0 (0.0%)	0 (0.0%)
		自動火災報知設備	3,298	54 (100.0%)	11 (20.4%)	6 (11.1%)	8 (14.8%)	0 (0.0%)	29 (53.7%)	0 (0.0%)	1.64%	54 (100.0%)	54 (100.0%)	54 (100.0%)	0 (0.0%)	0 (0.0%)	0 (0.0%)
	管内人口20万人未満消防本部	屋内消火栓設備	1,459	66 (100.0%)	16 (24.2%)	6 (9.1%)	8 (12.1%)	5 (7.6%)	31 (47.0%)	0 (0.0%)	4.52%	66 (100.0%)	66 (100.0%)	43 (65.2%)	0 (0.0%)	0 (0.0%)	0 (0.0%)
		スプリンクラー設備	28	0 –	0 –	0 –	0 –	0 –	0 –	0 –	0.00%	0 –	0 –	0 –	0 –	0 –	0 –
		自動火災報知設備	5,435	57 (100.0%)	9 (15.8%)	4 (7.0%)	5 (8.8%)	4 (7.0%)	35 (61.4%)	0 (0.0%)	1.05%	57 (100.0%)	57 (100.0%)	42 (73.7%)	0 (0.0%)	0 (0.0%)	0 (0.0%)
鹿児島県		屋内消火栓設備	3,836	76 (100.0%)	14 (18.4%)	16 (21.1%)	4 (5.3%)	16 (21.1%)	26 (34.2%)	0 (0.0%)	1.98%	76 (100.0%)	75 (98.7%)	68 (90.7%)	0 (0.0%)	1 (1.3%)	0 (0.0%)
		スプリンクラー設備	168	1 (100.0%)	1 (100.0%)	0 (0.0%)	0 (0.0%)	0 (0.0%)	0 (0.0%)	0 (0.0%)	0.60%	1 (100.0%)	1 (100.0%)	1 (100.0%)	0 (0.0%)	0 (0.0%)	0 (0.0%)
		自動火災報知設備	15,627	127 (100.0%)	13 (10.2%)	20 (15.7%)	7 (5.5%)	28 (22.0%)	59 (46.5%)	0 (0.0%)	0.81%	127 (100.0%)	125 (98.4%)	117 (93.6%)	1 (0.8%)	1 (0.8%)	0 (0.0%)
	鹿児島市消防局	屋内消火栓設備	1,630	6 (100.0%)	2 (33.3%)	3 (50.0%)	0 (0.0%)	0 (0.0%)	1 (16.7%)	0 (0.0%)	0.37%	6 (100.0%)	5 (83.3%)	5 (100.0%)	0 (0.0%)	1 (16.7%)	0 (0.0%)
		スプリンクラー設備	149	1 (100.0%)	1 (100.0%)	0 (0.0%)	0 (0.0%)	0 (0.0%)	0 (0.0%)	0 (0.0%)	0.67%	1 (100.0%)	1 (100.0%)	1 (100.0%)	0 (0.0%)	0 (0.0%)	0 (0.0%)
		自動火災報知設備	6,282	7 (100.0%)	1 (14.3%)	4 (57.1%)	0 (0.0%)	0 (0.0%)	2 (28.6%)	0 (0.0%)	0.11%	7 (100.0%)	5 (71.4%)	5 (100.0%)	1 (14.3%)	1 (14.3%)	0 (0.0%)
	管内人口20万人未満消防本部	屋内消火栓設備	2,206	70 (100.0%)	12 (17.1%)	13 (18.6%)	4 (5.7%)	16 (22.9%)	25 (35.7%)	0 (0.0%)	3.17%	70 (100.0%)	70 (100.0%)	63 (90.0%)	0 (0.0%)	0 (0.0%)	0 (0.0%)
		スプリンクラー設備	19	0 –	0 –	0 –	0 –	0 –	0 –	0 –	0.00%	0 –	0 –	0 –	0 –	0 –	0 –
		自動火災報知設備	9,345	120 (100.0%)	12 (10.0%)	16 (13.3%)	7 (5.8%)	28 (23.3%)	57 (47.5%)	0 (0.0%)	1.28%	120 (100.0%)	120 (100.0%)	112 (93.3%)	0 (0.0%)	0 (0.0%)	0 (0.0%)
沖縄県		屋内消火栓設備	2,768	14 (100.0%)	2 (14.3%)	9 (64.3%)	3 (21.4%)	0 (0.0%)	0 (0.0%)	0 (0.0%)	0.51%	14 (100.0%)	6 (42.9%)	5 (83.3%)	8 (57.1%)	0 (0.0%)	0 (0.0%)
		スプリンクラー設備	160	0 –	0 –	0 –	0 –	0 –	0 –	0 –	0.00%	0 –	0 –	0 –	0 –	0 –	0 –
		自動火災報知設備	15,524	14 (100.0%)	3 (21.4%)	8 (57.1%)	2 (14.3%)	0 (0.0%)	1 (7.1%)	0 (0.0%)	0.09%	14 (100.0%)	6 (42.9%)	2 (33.3%)	6 (42.9%)	2 (14.3%)	0 (0.0%)
	那覇市消防局	屋内消火栓設備	845	8 (100.0%)	0 (0.0%)	5 (62.5%)	3 (37.5%)	0 (0.0%)	0 (0.0%)	0 (0.0%)	0.95%	8 (100.0%)	2 (25.0%)	2 (100.0%)	6 (75.0%)	0 (0.0%)	0 (0.0%)
		スプリンクラー設備	78	0 –	0 –	0 –	0 –	0 –	0 –	0 –	0.00%	0 –	0 –	0 –	0 –	0 –	0 –
		自動火災報知設備	3,647	5 (100.0%)	1 (20.0%)	2 (40.0%)	2 (40.0%)	0 (0.0%)	0 (0.0%)	0 (0.0%)	0.14%	5 (100.0%)	1 (20.0%)	1 (100.0%)	4 (80.0%)	0 (0.0%)	0 (0.0%)
	管内人口20万人未満消防本部	屋内消火栓設備	1,923	6 (100.0%)	2 (33.3%)	4 (66.7%)	0 (0.0%)	0 (0.0%)	0 (0.0%)	0 (0.0%)	0.31%	6 (100.0%)	4 (66.7%)	3 (75.0%)	2 (33.3%)	0 (0.0%)	0 (0.0%)
		スプリンクラー設備	82	0 –	0 –	0 –	0 –	0 –	0 –	0 –	0.00%	0 –	0 –	0 –	0 –	0 –	0 –
		自動火災報知設備	11,877	9 (100.0%)	2 (22.2%)	6 (66.7%)	0 (0.0%)	0 (0.0%)	1 (11.1%)	0 (0.0%)	0.08%	9 (100.0%)	5 (55.6%)	1 (20.0%)	2 (22.2%)	2 (22.2%)	0 (0.0%)
全国合計		屋内消火栓設備	387,613	9,800 (100.0%)	1,424 (14.5%)	1,418 (14.5%)	1,039 (10.6%)	1,428 (14.6%)	4,469 (45.6%)	22 (0.2%)	2.53%	9,800 (100.0%)	9,386 (95.8%)	7,245 (77.2%)	350 (3.6%)	63 (0.6%)	1 (0.0%)
		スプリンクラー設備	28,309	45 (100.0%)	9 (20.0%)	13 (28.9%)	2 (4.4%)	5 (11.1%)	16 (35.6%)	0 (0.0%)	0.16%	45 (100.0%)	42 (93.3%)	25 (59.5%)	0 (0.0%)	3 (6.7%)	0 (0.0%)
		自動火災報知設備	1,242,168	10,654 (100.0%)	1,224 (11.5%)	1,389 (13.0%)	1,158 (10.9%)	1,568 (14.7%)	5,291 (49.7%)	24 (0.2%)	0.86%	10,654 (100.0%)	10,303 (96.7%)	7,893 (76.6%)	291 (2.7%)	59 (0.6%)	1 (0.0%)

※1 「重大違反対象物」とは、消防法施行令（昭和36年政令第37号。以下「令」という。）別表第1に掲げる用途に供される防火対象物のうち、消防法（昭和23年法律第168号）第17条第1項の政令で定める技術上の基準又は同条第2項の規定に基づく条例で定める技術上の基準に従って屋内消火栓設備、スプリンクラー設備又は自動火災報知設備を設置しなければならないもので、次に掲げるものをいう。
（1）これらの消防用設備等のいずれかが設置されていないもの
（2）（1）以外のもので、これらの消防用設備等のいずれかが、当該消防用設備等の設置義務がある部分の床面積の過半にわたって未設置であるもの又は機能に重大な支障があるもの※
※「機能に重大な支障があるもの」とは、機能不良の程度が著しく、本来の機能が損なわれている状態にあるものをいう。
注）重大違反対象物に該当するか否かは、消防用設備等の設置単位ごとに、かつ、複合用途防火対象物の場合は、同一用途に供される部分ごとに判断。
※2 調査基準日は令和2年3月31日であるが、消防本部で運用している予防業務システムの仕様等により調査基準日での集計ができない場合は、消防本部が集計可能な調査基準日以前の任意の時点で集計。
※3 「非特定防火対象物」とは、令別表第1（1）項から（4）項まで、（5）項イ、（6）項、（9）項イ、（16項イ）、（16の2）項及び（16の3）項に掲げる防火対象物以外の防火対象物をいう。
※4 「義務対象物数」は、消防法（昭和23年法律第168号）第17条第1項の政令で定める技術上の基準又は同条第2項の規定に基づく条例で定める技術上の基準に従って屋内消火栓設備、スプリンクラー設備又は自動火災報知設備を設置しなければならないものをいう。
※5 「重大違反対象物数」は、消防本部において覚知・集計している重大違反対象物の数である（立入検査の実施状況等により、覚知していないものが存在する場合がある。）。
※6 本調査は、令和2年3月31日を基準日とする。
※7 回答要領に従い「不明」の旨回答があったもののほか、回答要領による回答がなく覚知年月日が不明であるものを含む。

参考：平成29年８月９日付け消防予第239号　別添２

重大違反対象物の措置状況等に係る調査結果のフィードバック予定

		2017（平成29年度）	2018（平成30年度）	2019（平成31/令和元年度）	2020（令和2年度）	2021（令和3年度）	2022（令和4年度）
管轄人口20万人以上消防本部	特定重大違反対象物数の公表（消防本部名）（平成29年4月1日）	●	→	→	→	→	→
	違反公表制度の運用開始（平成30年4月1日）		●	→	→	→	→
	非特定重大違反対象物数の公表（消防本部名）（令和2年4月1日）			●	→	→	→
管轄人口20万人未満消防本部	特定重大違反対象物数の公表（消防本部名）（令和元年4月1日）			●	→	→	→
	違反公表制度の運用開始（令和2年4月1日）				●	→	→
	非特定重大違反対象物数の公表（消防本部名）（令和4年4月1日）					●	→